



CALL NO. 204

CONTRACT ID. 215196

MARSHALL - BALLARD COUNTIES

FED/STATE PROJECT NUMBER 121GR21D196 - STP BRZ

DESCRIPTION KY 1290

WORK TYPE BRIDGE REPLACEMENT

PRIMARY COMPLETION DATE 7/1/2022

LETTING DATE: March 19,2021

Sealed Bids will be received electronically through the Bid Express bidding service until 10:00 am EASTERN DAYLIGHT TIME, March 19,2021. Bids will be publicly announced at 10:00 am EASTERN DAYLIGHT TIME.

PLANS AVAILABLE FOR THIS PROJECT.

DBE CERTIFICATION REQUIRED - 6%

REQUIRED BID PROPOSAL GUARANTY: Not less than 5% of the total bid.

TABLE OF CONTENTS

PART I	SCOPE OF WORK <ul style="list-style-type: none">PROJECT(S), COMPLETION DATE(S), & LIQUIDATED DAMAGESCONTRACT NOTESFEDERAL CONTRACT NOTESASPHALT MIXTUREDGA BASEINCIDENTAL SURFACINGCOMPACTION OPTION BSPECIAL NOTE(S) APPLICABLE TO PROJECTLIQUIDATED DAMAGESTREE REMOVALBRIDGE DEMOLITION, RENOVATION AND ASBESTOS ABATEMENTASBESTOS ABATEMENT REPORTRIGHT OF WAY CERTIFICATIONUTILITY IMPACT & RAIL CERTIFICATION NOTESGENERAL UTILITY NOTESGAS STANDARD UTILITY BID ITEMSGASLINE SPECSDEPT OF ARMY - NATIONWIDE PERMITGEOTECHNICAL NOTESMATERIAL SUMMARY
PART II	SPECIFICATIONS AND STANDARD DRAWINGS <ul style="list-style-type: none">SPECIFICATIONS REFERENCESUPPLEMENTAL SPECIFICATION[SN-1I] PORTABLE CHANGEABLE SIGNS
PART III	EMPLOYMENT, WAGE AND RECORD REQUIREMENTS <ul style="list-style-type: none">FEDERAL-AID CONSTRUCTION CONTRACTS - FHWA 1273NONDISCRIMINATION OF EMPLOYEESEXECUTIVE BRANCH CODE OF ETHICSPROJECT WAGE RATES LOCALITY 1 / FEDERALNOTICE OF REQUIREMENT FOR AFFIRMATIVE ACTION TO ENSURE EEO BALLARDNOTICE OF REQUIREMENT FOR AFFIRMATIVE ACTION TO ENSURE EEO MARSHALL
PART IV	INSURANCE
PART V	BID ITEMS

PART I

SCOPE OF WORK

ADMINISTRATIVE DISTRICT - 01

CONTRACT ID - 215196
121GR21D196 - STP BRZ
COUNTY - BALLARD
PCN - BR00412901900
STP BRZ 9030 (227)

KY 1290 (MP 6.567) ADDRESS DEFICIENCIES OF BRIDGE ON KY-1290 OVER CANE CREEK 004B00055N. (MP 6.574), A DISTANCE OF 0.01 MILES.BRIDGE REPLACEMENT SYP NO. 01-10020.00.
GEOGRAPHIC COORDINATES LATITUDE 36:59:36.00 LONGITUDE -89:01:46.00

COUNTY - MARSHALL
PCN - BR07918241900
STP BRZ 9030 (244)

KY 1824 (MP 1.641) ADDRESS DEFICIENCIES OF KY 1824 BRIDGE OVER FORK OF PEGGY ANN CREEK 079B00029N. (MP 1.658), A DISTANCE OF 0.02 MILES.BRIDGE SUPERSTRUCTURE REHAB SYP NO. 01-10028.00.
GEOGRAPHIC COORDINATES LATITUDE 36:46:18.00 LONGITUDE 88:18:25.00

COMPLETION DATE(S):	
COMPLETED BY 07/01/2022	APPLIES TO ENTIRE CONTRACT
COMPLETED BY 01/01/2022	INTERMEDIATE MILESTONE - ONE BRIDGE COMPLETE

CONTRACT NOTES

PROPOSAL ADDENDA

All addenda to this proposal must be applied when calculating bid and certified in the bid packet submitted to the Kentucky Department of Highways. Failure to use the correct and most recent addenda may result in the bid being rejected.

BID SUBMITTAL

Bidder must use the Department's electronic bidding software. The Bidder must download the bid file located on the Bid Express website (www.bidx.com) to prepare a bid packet for submission to the Department. The bidder must submit electronically using Bid Express.

JOINT VENTURE BIDDING

Joint venture bidding is permissible. All companies in the joint venture must be prequalified in one of the work types in the Qualifications for Bidders for the project. The bidders must get a vendor ID for the joint venture from the Division of Construction Procurement and register the joint venture as a bidder on the project. Also, the joint venture must obtain a digital ID from Bid Express to submit a bid. A joint bid bond of 5% may be submitted for both companies or each company may submit a separate bond of 5%.

UNDERGROUND FACILITY DAMAGE PROTECTION

The contractor shall make every effort to protect underground facilities from damage as prescribed in the Underground Facility Damage Protection Act of 1994, Kentucky Revised Statute KRS 367.4901 to 367.4917. It is the contractor's responsibility to determine and take steps necessary to be in compliance with federal and state damage prevention directives. When prescribed in said directives, the contractor shall submit Excavation Locate Requests to the Kentucky Contact Center (KY811) via web ticket entry. The submission of this request does not relieve the contractor from the responsibility of contacting non-member facility owners, whom shall be contacted through their individual Protection Notification Center. Non-compliance with these directives can result in the enforcement of penalties.

REGISTRATION WITH THE SECRETARY OF STATE BY A FOREIGN ENTITY

Pursuant to KRS 176.085(1)(b), an agency, department, office, or political subdivision of the Commonwealth of Kentucky shall not award a state contract to a person that is a foreign entity required by [KRS 14A.9-010](#) to obtain a certificate of authority to transact business in the Commonwealth ("certificate") from the Secretary of State under [KRS 14A.9-030](#) unless the person produces the certificate within fourteen (14) days of the bid or proposal opening. If the foreign entity is not required to obtain a certificate as provided in [KRS 14A.9-010](#), the foreign entity should identify the applicable exception. Foreign entity is defined within [KRS 14A.1-070](#).

For all foreign entities required to obtain a certificate of authority to transact business in the Commonwealth, if a copy of the certificate is not received by the contracting agency within the time frame identified above, the foreign entity's solicitation response shall be deemed non-responsive or the awarded contract shall be cancelled.

Businesses can register with the Secretary of State at <https://secure.kentucky.gov/sos/ftbr/welcome.aspx>.

SPECIAL NOTE FOR PROJECT QUESTIONS DURING ADVERTISEMENT

Questions about projects during the advertisement should be submitted in writing to the Division of Construction Procurement. This may be done by fax (502) 564-7299 or email to kytc.projectquestions@ky.gov. The Department will attempt to answer all submitted questions. The Department reserves the right not to answer if the question is not pertinent or does not aid in clarifying the project intent.

The deadline for posting answers will be 3:00 pm Eastern Daylight Time, the day preceding the Letting. Questions may be submitted until this deadline with the understanding that the later a question is submitted, the less likely an answer will be able to be provided.

The questions and answers will be posted for each Letting under the heading "Questions & Answers" on the Construction Procurement website (www.transportation.ky.gov/contract). The answers provided shall be considered part of this Special Note and, in case of a discrepancy, will govern over all other bidding documents.

HARDWOOD REMOVAL RESTRICTIONS

The US Department of Agriculture has imposed a quarantine in Kentucky and several surrounding states, to prevent the spread of an invasive insect, the emerald ash borer. Hardwood cut in conjunction with the project may not be removed from the state. Chipping or burning on site is the preferred method of disposal.

INSTRUCTIONS FOR EXCESS MATERIAL SITES AND BORROW SITES

Identification of excess material sites and borrow sites shall be the responsibility of the Contractor. The Contractor shall be responsible for compliance with all applicable state and federal laws and may wish to consult with the US Fish and Wildlife Service to seek protection under Section 10 of the Endangered Species Act for these activities.

ACCESS TO RECORDS

The contractor, as defined in KRS 45A.030 (9) agrees that the contracting agency, the Finance and Administration Cabinet, the Auditor of Public Accounts, and the Legislative Research Commission, or their duly authorized representatives, shall have access to any books, documents, papers, records, or other evidence, which are directly pertinent to this contract for the purpose of financial audit or program review. Records and other prequalification information confidentially

disclosed as part of the bid process shall not be deemed as directly pertinent to the contract and shall be exempt from disclosure as provided in KRS 61.878(1)(c). The contractor also recognizes that any books, documents, papers, records, or other evidence, received during a financial audit or program review shall be subject to the Kentucky Open Records Act, KRS 61.870 to 61.884.

In the event of a dispute between the contractor and the contracting agency, Attorney General, or the Auditor of Public Accounts over documents that are eligible for production and review, the Finance and Administration Cabinet shall review the dispute and issue a determination, in accordance with Secretary's Order 11-004.

April 30, 2018

FEDERAL CONTRACT NOTES

The Kentucky Department of Highways, in accordance with the Regulations of the United States Department of Transportation 23 CFR 635.112 (h), hereby notifies all bidders that failure by a bidder to comply with all applicable sections of the current Kentucky Standard Specifications, including, but not limited to the following, may result in a bid not being considered responsive and thus not eligible to be considered for award:

- | | |
|--------------------------------|--|
| 102.02 Current Rating | 102.08 Preparation and Delivery of Proposals |
| 102.13 Irregular Bid Proposals | 102.14 Disqualification of Bidders |
| 102.09 Proposal Guaranty | |

CIVIL RIGHTS ACT OF 1964

The Kentucky Department of Highways, in accordance with the provisions of Title VI of the Civil Rights Act of 1964 (78 Stat. 252) and the Regulations of the Federal Department of Transportation (49 C.F.R., Part 21), issued pursuant to such Act, hereby notifies all bidders that it will affirmatively insure that the contract entered into pursuant to this advertisement will be awarded to the lowest responsible bidder without discrimination on the ground of race, color, or national origin.

NOTICE TO ALL BIDDERS

To report bid rigging activities call: 1-800-424-9071.

The U.S. Department of Transportation (DOT) operates the above toll-free "hotline" Monday through Friday, 8:00 a.m. to 5:00 p.m. eastern time. Anyone with knowledge of possible bid rigging, bidder collusion, or other fraudulent activities should use the "hotline" to report such activities.

The "hotline" is part of the DOT's continuing effort to identify and investigate highway construction contract fraud and abuse and is operated under the direction of the DOT Inspector General. All information will be treated confidentially and caller anonymity will be respected.

SECOND TIER SUBCONTRACTS

Second Tier subcontracts on federally assisted projects shall be permitted. However, in the case of DBE's, second tier subcontracts will only be permitted where the other subcontractor is also a DBE. All second tier subcontracts shall have the consent of both the Contractor and the Engineer.

DISADVANTAGED BUSINESS ENTERPRISE PROGRAM

It is the policy of the Kentucky Transportation Cabinet (“the Cabinet”) that Disadvantaged Business Enterprises (“DBE”) shall have the opportunity to participate in the performance of highway construction projects financed in whole or in part by Federal Funds in order to create a level playing field for all businesses who wish to contract with the Cabinet. To that end, the Cabinet will comply with the regulations found in 49 CFR Part 26, and the definitions and requirements contained therein shall be adopted as if set out verbatim herein.

The Cabinet, contractors, subcontractors, and sub-recipients shall not discriminate on the basis of race, color, national origin, or sex in the performance of work performed pursuant to Cabinet contracts. The contractor shall carry out applicable requirements of 49 CFR 26 in the award and administration of federally assisted highway construction projects. The contractor will include this provision in all its subcontracts and supply agreements pertaining to contracts with the Cabinet.

Failure by the contractor to carry out these requirements is a material breach of its contract with the Cabinet, which may result in the termination of the contract or such other remedy as the Cabinet deems necessary.

DBE GOAL

The Disadvantaged Business Enterprise (DBE) goal established for this contract, as listed on the front page of the proposal, is the percentage of the total value of the contract.

The contractor shall exercise all necessary and reasonable steps to ensure that Disadvantaged Business Enterprises participate in a least the percent of the contract as set forth above as goals for this contract.

OBLIGATION OF CONTRACTORS

Each contractor prequalified to perform work on Cabinet projects shall designate and make known to the Cabinet a liaison officer who is assigned the responsibility of effectively administering and promoting an active program for utilization of DBEs.

If a formal goal has not been designated for the contract, all contractors are encouraged to consider DBEs for subcontract work as well as for the supply of material and services needed to perform this work.

Contractors are encouraged to use the services of banks owned and controlled by minorities and women.

CERTIFICATION OF CONTRACT GOAL

Contractors shall include the following certification in bids for projects for which a DBE goal has been established. BIDS SUBMITTED WHICH DO NOT INCLUDE CERTIFICATION OF DBE PARTICIPATION WILL NOT BE ACCEPTED. These bids will not be considered for award by the Cabinet and they will be returned to the bidder.

“The bidder certifies that it has secured participation by Disadvantaged Business Enterprises (“DBE”) in the amount of _____ percent of the total value of this contract and that the DBE participation is in compliance with the requirements of 49 CFR 26 and the policies of the Kentucky Transportation Cabinet pertaining to the DBE Program.”

The certification statement is located in the electronic bid file. All contractors must certify their DBE participation on that page. DBEs utilized in achieving the DBE goal must be certified and prequalified for the work items at the time the bid is submitted.

DBE PARTICIPATION PLAN

Lowest responsive bidders must submit the *DBE Plan/ Subcontractor Request*, form TC 14-35 DBE, within **5** days of the letting. This is necessary before the Awards Committee will review and make a recommendation. **The project will not be considered for award prior to submission and approval of the apparent low bidder’s DBE Plan/Subcontractor Request.**

The DBE Participation Plan shall include the following:

1. Name and address of DBE Subcontractor(s) and/or supplier(s) intended to be used in the proposed project;
2. Description of the work each is to perform including the work item, unit, quantity, unit price and total amount of the work to be performed by the individual DBE. The Proposal Line Number, Category Number, and the Project Line Number can be found in the “material listing” on the Construction Procurement website under the specific letting;
3. The dollar value of each proposed DBE subcontract and the percentage of total project contract value this represents. DBE participation may be counted as follows;
 - a. If DBE suppliers and manufactures assume actual and contractual responsibility, the dollar value of materials to be furnished will be counted toward the goal as follows:
 - The entire expenditure paid to a DBE manufacturer;
 - 60 percent of expenditures to DBE suppliers that are not manufacturers provided the supplier is a regular dealer in the product involved. A regular dealer must be engaged in, as its principal business and in its own name, the sale of products to the public, maintain an inventory and own and operate distribution equipment; and
 - The amount of fees or commissions charged by the DBE firms for a bona fide service, such as professional, technical, consultant, or managerial services and assistance in the procurement of essential personnel, facilities, equipment, materials, supplies, delivery of materials and supplies or for furnishing bonds, or insurance, providing such fees or commissions are determined to be reasonable and customary.

- b) The dollar value of services provided by DBEs such as quality control testing, equipment repair and maintenance, engineering, staking, etc.;
- c) The dollar value of joint ventures. DBE credit for joint ventures will be limited to the dollar amount of the work actually performed by the DBE in the joint venture;
- 4. Written and signed documentation of the bidder's commitment to use a DBE contractor whose participation is being utilized to meet the DBE goal; and
- 5. Written and signed confirmation from the DBE that it is participating in the contract as provided in the prime contractor's commitment.

UPON AWARD AND BEFORE A WORK ORDER WILL BE ISSUED

Contractors must submit the signed subcontract between the contractor and the DBE contractor, along with the DBE's certificate of insurance. If the DBE is a supplier of materials for the project, a signed purchase order must be submitted to the Division of Construction Procurement.

Changes to DBE Participation Plans must be approved by the Cabinet. The Cabinet may consider extenuating circumstances including, but not limited to, changes in the nature or scope of the project, the inability or unwillingness of a DBE to perform the work in accordance with the bid, and/or other circumstances beyond the control of the prime contractor.

CONSIDERATION OF GOOD FAITH EFFORTS REQUESTS

If the DBE participation submitted in the bid by the apparent lowest responsive bidder does not meet or exceed the DBE contract goal, the apparent lowest responsive bidder must submit a Good Faith Effort Package to satisfy the Cabinet that sufficient good faith efforts were made to meet the contract goals prior to submission of the bid. Efforts to increase the goal after bid submission will not be considered in justifying the good faith effort, unless the contractor can show that the proposed DBE was solicited prior to the letting date. DBEs utilized in achieving the DBE goal must be certified and prequalified for the work items at the time the bid is submitted. One complete set (hard copy along with an electronic copy) of this information must be received in the Division of Contract Procurement no later than 12:00 noon of the tenth calendar day after receipt of notification that they are the apparent low bidder.

Where the information submitted includes repetitious solicitation letters it will be acceptable to submit a sample representative letter along with a distribution list of the firms solicited. Documentation of DBE quotations shall be a part of the good faith effort submittal as necessary to demonstrate compliance with the factors listed below which the Cabinet considers in judging good faith efforts. This documentation may include written subcontractors' quotations, telephone log notations of verbal quotations, or other types of quotation documentation.

The Good Faith Effort Package shall include, but may not be limited to information showing evidence of the following:

1. Whether the bidder attended any pre-bid meetings that were scheduled by the Cabinet to inform DBEs of subcontracting opportunities;
2. Whether the bidder provided solicitations through all reasonable and available means;
3. Whether the bidder provided written notice to all DBEs listed in the DBE directory at the time of the letting who are prequalified in the areas of work that the bidder will be subcontracting;
4. Whether the bidder followed up initial solicitations of interest by contacting DBEs to determine with certainty whether they were interested. If a reasonable amount of DBEs within the targeted districts do not provide an intent to quote or no DBEs are prequalified in the subcontracted areas, the bidder must notify the Disadvantaged Enterprise Business Liaison Officer (DEBLO) in the Office of Civil Rights and Small Business Development to give notification of the bidder's inability to get DBE quotes;
5. Whether the bidder selected portions of the work to be performed by DBEs in order to increase the likelihood of meeting the contract goals. This includes, where appropriate, breaking out contract work items into economically feasible units to facilitate DBE participation, even when the prime contractor might otherwise perform these work items with its own forces;
6. Whether the bidder provided interested DBEs with adequate and timely information about the plans, specifications, and requirements of the contract;
7. Whether the bidder negotiated in good faith with interested DBEs not rejecting them as unqualified without sound reasons based on a thorough investigation of their capabilities. Any rejection should be so noted in writing with a description as to why an agreement could not be reached;
8. Whether quotations were received from interested DBE firms but were rejected as unacceptable without sound reasons why the quotations were considered unacceptable. The fact that the DBE firm's quotation for the work is not the lowest quotation received will not in itself be considered as a sound reason for rejecting the quotation as unacceptable. The fact that the bidder has the ability and/or desire to perform the contract work with its own forces will not be considered a sound reason for rejecting a DBE quote. Nothing in this provision shall be construed to require the bidder to accept unreasonable quotes in order to satisfy DBE goals;
9. Whether the bidder specifically negotiated with subcontractors to assume part of the responsibility to meet the contract DBE goal when the work to be subcontracted includes potential DBE participation;
10. Whether the bidder made any efforts and/or offered assistance to interested DBEs in obtaining the necessary equipment, supplies, materials, insurance and/or bonding to satisfy the work requirements of the bid proposal; and
11. Any other evidence that the bidder submits which may show that the bidder has made reasonable good faith efforts to include DBE participation.

FAILURE TO MEET GOOD FAITH REQUIREMENT

Where the apparent lowest responsive bidder fails to submit sufficient participation by DBE firms to meet the contract goal and upon a determination by the Good Faith Committee based upon the information submitted that the apparent lowest responsive bidder failed to make sufficient reasonable efforts to meet the contract goal, the bidder will be offered the opportunity to meet in person for administrative reconsideration. The bidder will be notified of the Committee's decision within 24 hours of its decision. The bidder will have 24 hours to request reconsideration of the Committee's decision. The reconsideration meeting will be held within two days of the receipt of a request by the bidder for reconsideration.

The request for reconsideration will be heard by the Office of the Secretary. The bidder will have the opportunity to present written documentation or argument concerning the issue of whether it met the goal or made an adequate good faith effort. The bidder will receive a written decision on the reconsideration explaining the basis for the finding that the bidder did or did not meet the goal or made adequate Good Faith efforts to do so.

The result of the reconsideration process is not administratively appealable to the Cabinet or to the United States Department of Transportation.

The Cabinet reserves the right to award the contract to the next lowest responsive bidder or to rebid the contract in the event that the contract is not awarded to the low bidder as the result of a failure to meet the good faith requirement.

SANCTIONS FOR FAILURE TO MEET DBE REQUIREMENTS OF THE PROJECT

Failure by the prime contractor to fulfill the DBE requirements of a project under contract or to demonstrate good faith efforts to meet the goal constitutes a breach of contract. When this occurs, the Cabinet will hold the prime contractor accountable, as would be the case with all other contract provisions. Therefore, the contractor's failure to carry out the DBE contract requirements shall constitute a breach of contract and as such the Cabinet reserves the right to exercise all administrative remedies at its disposal including, but not limited to the following:

- Disallow credit toward the DBE goal;
- Withholding progress payments;
- Withholding payment to the prime in an amount equal to the unmet portion of the contract goal; and/or
- Termination of the contract.

PROMPT PAYMENT

The prime contractor will be required to pay the DBE within seven (7) working days after he or she has received payment from the Kentucky Transportation Cabinet for work performed or materials furnished.

CONTRACTOR REPORTING

All contractors must keep detailed records and provide reports to the Cabinet on their progress in meeting the DBE requirement on any highway contract. These records may include, but shall not be limited to payroll, lease agreements, cancelled payroll checks, executed subcontracting agreements, etc. Prime contractors will be required to complete and submit a **signed and notarized** Affidavit of Subcontractor Payment (TC 18-7) and copies of checks for any monies paid to each DBE subcontractor or supplier utilized to meet a DBE goal. These documents must be completed and signed within 7 days of being paid by the Cabinet.

Payment information that needs to be reported includes date the payment is sent to the DBE, check number, Contract ID, amount of payment and the check date. Before Final Payment is made on this contract, the Prime Contractor will certify that all payments were made to the DBE subcontractor and/or DBE suppliers.

******* IMPORTANT *******

Please mail the original, signed and completed TC (18-7) Affidavit of Subcontractor Payment form and all copies of checks for payments listed above to the following address:

Office of Civil Rights and Small Business Development
6th Floor West 200 Mero Street
Frankfort, KY 40622

The prime contractor should notify the KYTC Office of Civil Rights and Small Business Development seven (7) days prior to DBE contractors commencing work on the project. The contact in this office is Mr. Melvin Byne. Mr. Byne's current contact information is email address – melvin.bynes2@ky.gov and the telephone number is (502) 564-3601.

DEFAULT OR DECERTIFICATION OF THE DBE

If the DBE subcontractor or supplier is decertified or defaults in the performance of its work, and the overall goal cannot be credited for the uncompleted work, the prime contractor may utilize a substitute DBE or elect to fulfill the DBE goal with another DBE on a different work item. If after exerting good faith effort in accordance with the Cabinet's Good Faith Effort policies and procedures, the prime contractor is unable to replace the DBE, then the unmet portion of the goal may be waived at the discretion of the Cabinet.

PROHIBITION ON TELECOMMUNICATIONS EQUIPMENT OR SERVICES

In accordance with the FY 2019 National Defense Authorization Act (NDAA), 2 CFR 200.216, and 2 CFR 200.471, Federal agencies are prohibited, after August 13, 2020, from obligating or expending financial assistance to obtain certain telecommunications and video surveillance services and equipment from specific producers. As a result of these regulations, contractors and subcontractors are prohibited, on projects with federal funding participation, from providing telecommunication or video surveillance equipment, services, or systems produced by:

- Huawei Technologies Company or ZTE Corporation (or any subsidiary or affiliate of such entities)
- Hytera Communications Corporation, Hangzhou Hikvision Digital Technology Company, or Dahua Technology Company (or any subsidiary or affiliate of such entities)

LEGAL REQUIREMENTS AND RESPONSIBILITY TO THE PUBLIC – CARGO PREFERENCE ACT (CPA).

(REV 12-17-15) (1-16)

SECTION 7 is expanded by the following new Article:

102.10 **Cargo Preference Act – Use of United States-flag vessels.**

Pursuant to Title 46CFR Part 381, the Contractor agrees

- To utilize privately owned United States-flag commercial vessels to ship at least 50 percent of the gross tonnage (computed separately for dry bulk carriers, dry cargo liners, and tankers) involved, whenever shipping any equipment, material, or commodities pursuant to this contract, to the extent such vessels are available at fair and reasonable rates for United States-flag commercial vessels.
- To furnish within 20 days following the date of loading for shipments originating within the United States or within 30 working days following the date of loading for shipments originating outside the United States, a legible copy of a rated, 'on-board' commercial ocean bill-of-lading in English for each shipment of cargo described in paragraph 1 of this section to both the Contracting Officer (through the prime contractor in the case of subcontractor bills-of-lading) and to the Division of National Cargo, Office of Market Development, Maritime Administration, Washington, DC 20590.
- To insert the substance of the provisions of this clause in all subcontracts issued pursuant to this contract.

ASPHALT MIXTURE

Unless otherwise noted, the Department estimates the rate of application for all asphalt mixtures to be 110 lbs/sy per inch of depth.

DGA BASE

Unless otherwise noted, the Department estimates the rate of application for DGA Base to be 115 lbs/sy per inch of depth.

INCIDENTAL SURFACING

The Department has included in the quantities of asphalt mixtures established in the proposal estimated quantities required for resurfacing or surfacing mailbox turnouts, farm field entrances, residential and commercial entrances, curve widening, ramp gores and tapers, and road and street approaches, as applicable. Pave these areas to the limits as shown on Standard Drawing RPM-110-06 or as directed by the Engineer. In the event signal detectors are present in the intersecting streets or roads, pave the crossroads to the right of way limit or back of the signal detector, whichever is the farthest back of the mainline. Surface or resurface these areas as directed by the Engineer. The Department will not measure placing and compacting for separate payment but shall be incidental to the Contract unit price for the asphalt mixtures.

OPTION B

Be advised that the Department will control and accept compaction of asphalt mixtures furnished on this project under OPTION B in accordance with Sections 402 and 403.

SPECIAL NOTE FOR TRAFFIC CONTROL ON BRIDGE REPAIR CONTRACTS

01-10020.00 Ballard 004B00055N 01-10028.00 Marshall 079B00029N

I. TRAFFIC CONTROL GENERAL

Except as provided herein, traffic shall be maintained in accordance with the current standard specifications, section 112. The contractor will be responsible for developing and implementing the maintenance of traffic details with guidance through standard drawings and the MUTCD current editions. The developed traffic control plan must be approved by the Engineer prior to implementation. The contractor is expected to provide at a minimum the items listed in this note, however this note does not relieve the contractor of other items that may be necessary to comply with current standards. Except for the roadway and traffic control bid items listed, all items of work necessary to maintain and control traffic will be paid at the lump sum bid price to "Maintain and Control Traffic".

Contrary to section 106.01, traffic control devices used on this project may be new or used in new condition, at the beginning of the work and maintained in like new condition until completion of the work.

The contractor must notify the engineer and public information officer at least 14 calendar days prior to the beginning work. Please see the Special Note for Liquidated Damages for additional information.

II. TRAFFIC COORDINATOR

Furnish a traffic coordinator as per section 112. The traffic coordinator shall inspect the project maintenance of traffic, at least three times daily, or as directed by the engineer, during the contractor's operations and at any time a bi-directional lane closure or road closure is in place. The personnel shall have access on the project to a radio or telephone to be used in case of emergencies or accidents. The traffic coordinator shall report all incidents throughout the work zone to the engineer on the project. The contractor shall furnish the name and telephone number where the traffic coordinator can be contacted at all times.

III. SIGNS

The contractor is responsible for all signage during construction. The contractor shall adhere to the standard drawings and manual on uniform traffic control devices (MUTCD) for guidance. If, at any time, the engineer requests a change in the maintenance of traffic signage, the contractor shall implement the change within 8 hours. Failure to implement these changes within the required eight hours will result in liquidated damages of \$5,000 per day.

The contractor shall provide all detour signing needed for the bridge closure, if allowed in the contract documents. All signing required will be incidental to the lump sum bid item "Maintain and Control Traffic".

The department will not measure installation, maintenance, or removal for payment of any detour signage or standard construction signage, and will consider these incidental to “Maintain and Control Traffic”

Closure signs, detour signs, and bi-directional lane closure signs should be placed no sooner than two weeks prior to the closing of the bridge (when applicable) or placing lane closures.

Wayfinding detour signs should be placed a maximum of 2 miles apart unless specified by the engineer. Signs shall be covered or removed within 24 hours of opening the bridge to traffic.

Road closed signs (when applicable) should be double signed and placed a minimum of 1500’, 1000’, and 500’ in advance of the closure, in addition to signage required by the MUTCD and standard drawings.

IV. TEMPORARY PAVEMENT STRIPING

For projects where road closures are allowed in the contract documents, it is not anticipated that temporary pavement striping will be needed since the bridge will be closed. However, if the contractor’s means and methods allows for need for temporary striping, conflicting pavement marking will be covered with 6” black removable tape. However, for bi-directional lane closures or if the plans call for a diversion, temporary striping will be required per the plans and MUTCD. Contrary to the standard specifications, no direct payment will be made for any temporary striping, pavement striping removal, or any other temporary striping item. If temporary striping is used, the contractor shall replace any temporary striping that becomes damaged or fails to adhere to the pavement before dark on the day of the notification. Liquidated damages shall be assessed to the contractor at a rate of \$500 per day for failing to replace temporary striping within this time limit.

V. PROJECT PHASING & CONSTRUCTION PROCEDURES

Project phasing shall be as directed by the plans, special notes, and the approved Traffic Control Plan prepared by the contractor. Maintain traffic over the bridge as long as possible. Once work on the structure begins that impacts traffic, ensure work progresses to minimize the effected time to the public. All materials that must be made specific for the project should be ordered and made prior to closure of the bridge or implementation of bi-directional lane closures so that delivery does not delay progress of the work, unless approved by the Engineer. If the bridge is reopened prior to safety devices being in place, an approved protective barrier wall shall be placed in accordance to the standard drawings. Contrary to standard specifications, no direct payment would be made for the barrier wall and will be considered incidental to “Maintain and Control Traffic”.

For projects which require an on-site diversion to be constructed to maintain traffic, the traffic control plan and project schedule prepared by the contractor shall include provisions such that traffic is not switched to the diversion until all materials that must be made specific for the project are ordered and made so that use of the diversion is minimized, unless approved by the Engineer.

VI. PAVEMENT DROP-OFF

Less than two inches - no protection required. Warning signs should be placed in advance and throughout the drop-off area.

Two to four inches - plastic drums, vertical panels or barricades every 100 feet on tangent sections for speeds of 50 mph or greater. Cones may be used in place of plastic drums, panels and barricades during daylight hours. For tangent sections with speeds less than 50 mph and curves devices should be placed every 50 feet. Spacing of devices on tapered sections should be in accordance with the manual on uniform traffic control devices, current edition.

Greater than four inches - positive separation or wedge with 3:1 or flatter slope needed. If there is five feet or more distance between the edge of the pavement and the drop-off, then drums, panel, or barricades may be used. If the drop-off is greater than 12 inches, positive separation is strongly encouraged. If concrete barriers are used, special reflective devices or steady burn lights should be used for overnight installations.

For temporary conditions, drop-offs greater than four inches may be protected with plastic drums, vertical panels or barricades for short distances during daylight hours while work is being done in the drop-off area.

VII. VARIABLE MESSAGE SIGNS AND TEMPORARY TRAFFIC SIGNALS

At the direction of the Engineer, the contractor is expected to provide up to four (4) message boards for use at locations determined by the Engineer. These message boards are expected to be in place one week prior to the closure of the roadway and remain in place for the duration of the closure. The message boards will be paid for as per the standard specifications.

For projects that involve the use of lane closures, all lane closures shall be bi-directional. The contractor shall provide temporary traffic signals and all labor, materials, and incidentals needed to maintain bi-directional traffic for the project. For short term bi-directional lane closures, the use of flaggers in lieu of temporary traffic signals may be acceptable if approved by the Engineer.

VIII. BARRICADES

For projects which allow full closure, ensure a minimum of (4) type III barricades are used at each end of the bridge for a total of (8) type III barricades. Contrary to the standard specifications, no direct payment will be made for barricades but they will be included in the lump sum price for "Maintain and Control Traffic".

VIII. DETOUR AND ON SITE DIVERSIONS

For projects which allow a full closure of the bridge, or if necessary to detour trucks, the traffic control plan proposed by the contractor shall include a signed detour route for the road closure. The traffic control plan along with the proposed detour plan will be delivered to the engineer 7

days prior to the pre-construction meeting. The proposed detour route shall meet the following requirements:

- 1) Detour routes must remain at minimum on the same classification of roadway (i.e. AA, AAA, state, county, etc.) Unless written approval is obtained through the owner of the facility.
- 2) The contractor must coordinate with other projects along the detour route in order to avoid ongoing construction projects along those routes.
- 3) It may be determined that two detour routes would be needed if the first selected route cannot accommodate truck traffic. If this occurs, the contractor is expected to sign both detours per the standard drawings and MUTCD. Additional clarification signage between the detours may be needed at points where they diverge.
- 4) For projects that involve the use of bi-directional lane closures and the temporary lane width per the plans or as proposed by the contractor is less than 10 feet, the contractor shall be required to provide a signed detour for oversized vehicles.

The traffic control plan must be submitted and approved to allow for coordination of the public information officer with the closure notification. The public must be notified of the proposed detour route when they are notified of the closure, 2 weeks before closure. All time and expenses necessary for the development of the detour plan(s) will be incidental to the lump sum bid item "Maintain and Control Traffic".

For projects with an on-site diversion included in the construction, the preparation of traffic control plans for a detour and implementation of a detour will not be required, unless specified in the plans.

IX. PAYMENT

Unless listed as a bid item in the contract documents, payment will only be made for the following items:

1. Portable Changeable Message Boards - Each
2. Maintain and Control Traffic - Lump Sum

All other items needed to maintain traffic in accordance with these contract documents and the approved traffic control plan shall be considered incidental to Maintain and Control Traffic. These items include but are not limited to traffic signals, signs, barrier wall, crash cushions, temporary guardrail, temporary and permanent pavement striping, cones, barrels, flaggers, etc.

SPECIAL NOTE FOR PLACING BRIDGE OVERLAY APPROACH PAVEMENT

01-10020.00 Ballard 004B00055N 01-10028.00 Marshall 079B00029N

I. DESCRIPTION

Perform all work in accordance with the Kentucky Transportation Cabinet, Department of Highway's current Standard Specifications for Road and Bridge Construction and applicable Supplemental Specifications, the Standard Drawings, this Note, and the Contract Documents. Section references are to the Standard Specifications.

This work consists of the following:

1. Furnish all labor, materials, tools, and equipment.
2. Removal of existing abutment backfill, if needed.
3. Structural Granular Backfill, as needed.
4. Mill the existing pavement.
5. Place new DGA, asphalt base, and asphalt surface
6. Repair the roadway shoulders, if needed.
7. Provide Pavement Markings if needed.
8. Any other work specified as part of this contract.

II. MATERIALS

- A. Structural Granular Backfill.** See Section 8.05.11
- B. DGA.** See Section 302.
- C. Tack Coat.** This material shall be in accordance with the Standard Specifications.
- D. CL2 ASPH BASE 1.0D PG 64-22.** See Standard Specifications
- E. ASPHALT LEVEL AND WEDGE.** See Standard Specifications
- F. CL2 ASPH SURF 0.38D PG 64-22.** This material shall be in accordance with the Standard Specifications.
- G. GRANULAR EMBANKMENT.** This material shall be in accordance with the Standard Specifications.
- H. Pavement Striping.** See Section 713.

III. CONSTRUCTION – DECK, SUPERSTRUCTURE, AND FULL BRIDGE REPLACEMENTS

- A. Foundation Preparation.** For projects involving the removal and replacement of the asphalt and backfill behind the existing abutments and new abutments or end bents, the required excavation, geotextile fabric Class 1 or 2, 4" perforated pipe, and new backfill as shown in Figure 1 as well as any excavation and grading needed to shape the bridge approaches to match the existing roadway template, will be paid for by the bid item for Foundation Preparation. See Special Provision 69 and the Standard Drawings regarding additional construction details as required.

Backfill material used behind newly constructed abutments on county routes may be constructed with Type III soil backfill. All existing abutments, abutments on state routes, and newly constructed or existing bents must be backfilled with material meeting Structural Granular Backfill specifications.

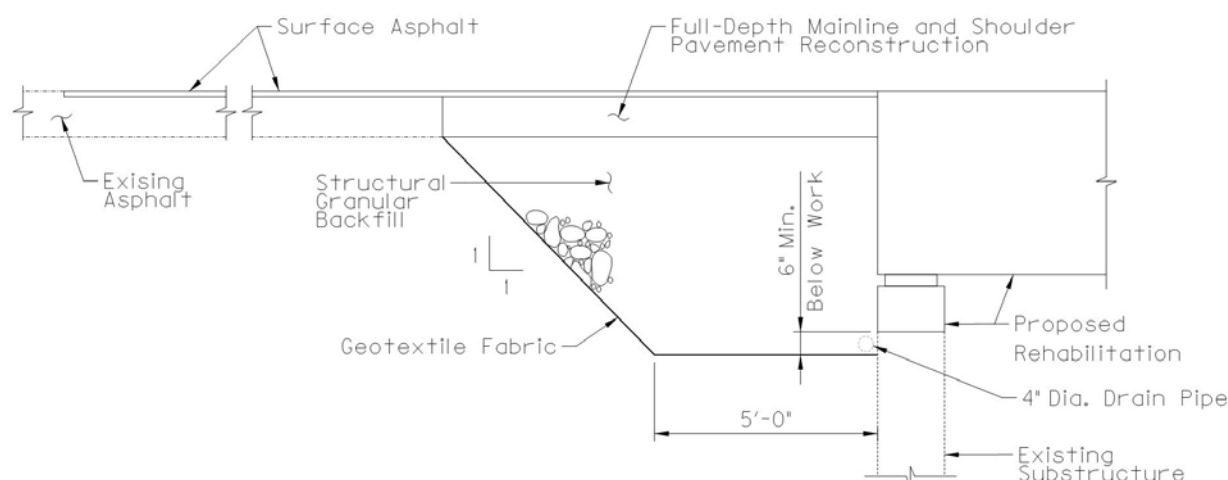


Figure 1: Detail showing proposed work for deck and superstructure replacements

- B. Remove Existing Asphalt Surface.** Remove the existing pavement material beyond the limits of full depth asphalt replacement to provide for a minimum of 1¼" new pavement surface from the bridge end extending approximately 25 feet, or as shown in the plans, into the approach pavement and across the width of the approach pavement. The Engineer shall determine the actual length and width of the milling depending on site conditions at each bridge approach. Mill the existing surface so that the new asphalt surface will match the elevation of the end of the full depth asphalt replacement and the bridge end. The Engineer shall approve the Contractor's plan for restoring the approach grade prior to the removal of the existing surface. Dispose of all removed material entirely away from the job site or as directed by the Engineer.
- C. Produce and Place New Asphalt Base.** Replace any full depth mainline and shoulder pavement removed as part of bridge backwall construction, superstructure replacement, or other work (if included in the Contract Documents) with a minimum of 8 inches of DGA, placed in two lifts of 4 inches each compacted and 8 inches of CL2 ASPH BASE 1.0D PG 64-22, placed in two lifts of 4 inches each compacted. Final elevation of the Asphalt Base at the approaches to match the width and new elevation of the riding surface on the bridge less the New Asphalt Surface to be placed. Shoulders shall receive identical treatment to the mainline pavement.
- D. Produce and Place New Asphalt Surface.** Apply an asphalt tack coat in accordance with Section 406. Produce and place the new 1 ¼" Asphalt Surface in accordance with Section 403 and compact under Option B. The new asphalt surface mixture required for this project shall be "CL2 ASPH SURF 0.38D PG 64-22". Place the new asphalt surface to smoothly connect the existing roadway grade at the end of the project, and/or the new abutment backwall.
- E. Granular Embankment for Guardrails.** When necessary to ensure compliance with standards, widen shoulders behind guardrail with granular embankment and cap with

DGA in accordance with plans or as directed by the Engineer. Remove existing topsoil as needed and place embankment in a manner to ensure proper compaction.

- F. Pavement Markings.** Pavement striping will be required to match the existing pavement striping on both approaches and the structure. Pavement striping shall be in accordance with applicable sections of the Standard Specifications and shall be incidental to the work. Raised pavement markers within the limits of the "Bridge Overlay Approach Pavement" shall be removed prior to the milling operation. The marker castings shall be cleaned and returned to the Engineer.

IV. CONSTRUCTION – OVERLAY PROJECTS

- A. Remove Existing Materials.** Remove the existing pavement material to provide for a minimum of 1¼" new pavement surface from the bridge end extending approximately 25 feet, or as shown in the plans, into the approach pavement and across the width of the approach pavement. The Engineer shall determine the actual length and width of the milling depending on site conditions at each bridge approach. Mill the existing surface so that the new asphalt surface will tie into the new armored edge, if applicable, and matches the elevation of the bridge end. The Engineer shall approve the Contractor's plan for restoring the approach grade prior to the removal of the existing surface. Dispose of all removed material entirely away from the job site or as directed by the Engineer.
- B. Mainline and Shoulder Reconstruction.** Replace shoulders in kind at the approaches to match the width and new elevation of the riding surface on the bridge. Shoulders shall receive identical treatment to the mainline pavement.
- C. Produce and Place New Asphalt Surface.** Apply an asphalt tack coat in accordance with Section 406. Produce and place the new 1 ¼" Asphalt Surface in accordance with Section 403 and compact under Option B. The new asphalt surface mixture required for this project shall be "CL2 ASPH SURF 0.38D PG 64-22". Place the new asphalt surface to smoothly connect the existing roadway grade at the end of the project and the bridge end.

For bridge decks specified to receive a new asphalt overlay as part of the work, place asphalt level and wedge and CL2 ASPH SURF 0.38D PG 64-22 as detailed in the plans to smoothly connect to the bridge approaches. If plans call for use of a waterproof membrane, this shall be addressed as a separate bid item.

- D. Granular Embankment for Guardrails.** When necessary to ensure compliance with standards, widen shoulders behind guardrail with granular embankment and cap with DGA in accordance with the plans or as directed by the Engineer. Remove existing topsoil as needed and place embankment in a manner to ensure proper compaction.
- E. Pavement Markings.** Pavement striping will be required to match the existing pavement striping on both approaches and the structure. Pavement striping shall be in accordance with applicable sections of the Standard Specifications and shall be incidental to the work. Raised pavement markers within the limits of the "Bridge

Overlay Approach Pavement” shall be removed prior to the milling operation. The marker castings shall be cleaned and returned to the Engineer.

V. MEASUREMENT

- A. Granular Embankment: The Department will measure the quantity in cubic yards. The Department will measure along the centerline to determine a linear foot of placement multiplied by a theoretical cross section of 12 square feet to achieve the quantity per side of the roadway.
- B. Bridge Overlay Approach Pavement: The Department will measure the quantity of in square yards. The Department will measure along the centerline from each end of the limits of the work as detailed on the plans to the point where the new pavement ties into the exiting pavement and across the width of the new pavement perpendicular to the centerline of the roadway.
- C. Foundation Preparation: See Section 603.

VI. PAYMENT

- A. Granular Embankment: Payment at the contract unit price per cubic yard of granular embankment is full compensation for granular embankment and DGA used for widening the shoulder for guardrail as directed. Variance of actual cross sectional quantities versus theoretical quantities will not be considered for additional payment.
- B. Bridge Overlay Approach Pavement: Payment at the contract unit price per square yard of is full compensation for removing existing pavement markers, mobilization of milling equipment, removing specified existing pavement material, reconstruct shoulders as needed, furnishing and installing the asphalt tack coat, producing and placing the new asphalt and DGA, and all incidental items necessary to complete the work within the specified pay limits as specified by this note and as shown in the Contract Documents.
- C. Foundation Preparation: See Section 603. Payment for Structural Granular Backfill or Type III soil backfill to be incidental to Foundation Preparation.

<i>Code</i>	<i>Pay Item</i>	<i>Pay Unit</i>
02223	Granular Embankment	Cubic Yards
03304	Bridge Overlay Approach Pavement	Square Yards
08803	Foundation Preparation	Lump Sum

The Department will consider payment as full compensation for all work required.

SPECIAL NOTE FOR CONCRETE SEALING

01-10020.00 Ballard 004B00055N
01-10028.00 Marshall 079B00029N

These Notes or designated portions thereof, apply where so indicated on the plans, proposals or bidding instruction.

- I. DESCRIPTION.** Perform all work in accordance with the Department's current Standard Specifications, and applicable Supplemental Specifications, the attached sketches, and these Notes. Section references are to the Standard Specifications.

This work consists of:

1. Furnish all labor, materials, tools, equipment, and incidental items necessary to complete the work.
2. Provide safe access to the bridge, in accordance with Section 107.01.01, for the Engineer to sound possible repair areas and for workers to complete the construction.
3. Repair cracks as applicable in accordance with the Special Note for Epoxy Injection Crack Repair.
4. Repair delaminated or spalled areas as applicable in accordance with the Special Note for Concrete Patching.
5. Apply Ordinary Surface Finish
6. Prepare the surfaces to receive sealing.
7. Apply concrete sealing.
8. Any other work as specified as part of this contract.

II. MATERIALS.

- A. Sealer.** Use one of the following:

Product	Supplier
Protectosil BHN	Evonik Industries
Protectosil 300S	Evonik Industries
TK-590-40 Tri-Silane 40%	TK Products
SW-244-100	Chemical Products Industries, Inc.
TK-590-1 MS Tri-Silane	TK Products
MasterProtect H1000	BASF
Aquanil Plus 40	ChemMasters
SIL-ACT ATS-100	Advanced Chemical Technologies
Certivex Penseal BTS 100%	Vexcon
Pentreat 244-40	W.R. Meadows
Aquanil Plus 40A	ChemMasters

- B. Coverage Rate:** Follow all manufacturers recommendations for coverage rates except the application rate must not exceed the square footage coverage rate per gallon of sealer as given in the chart below. If the manufacturer recommends a coverage rate greater than given in the table below, apply sealer at the rate given in the table below for the chosen sealers silane percentage.

% Silane	Coverage rate (ft ² /gallon)
100	300
40	120
20	60

III. CONSTRUCTION.

- A. Perform Concrete Repairs.** Repair concrete surface in accordance with the Special Note for Epoxy Injection Crack Repair and/or the Special Note for Concrete Patching Repair if included in the contract documents.
- B. Curing Compound.** Contrary to Section 609.03.12 of the specifications, curing compound is not to be used on the deck due to potentially causing issues with the concrete sealer. During the deck pour, finishing, and tining operations the Class AA concrete shall be kept continuously moist with the use of a mister until burlap or curing blankets are applied to the surface. At no point should water be pooling or running off the surface or the surface of the concrete be allowed to become dry. After the burlap or curing blankets are installed, cure in accordance with the specifications. Include all costs in the unit price bid for Class AA concrete. Failure to properly cure the concrete in accordance with this note and the specifications may result in weakened or cracked concrete. If the concrete is weakened or cracked due to improper curing, the contractor will be responsible for providing alternates to fix the issues to the Engineer for review and the contractor will be solely responsible for all costs to do so, up to complete replacement. Do not begin any construction on fixing any issues without approval of the Engineer.
- C. Apply Ordinary Surface Finish.** In addition to new concrete, areas receiving epoxy injection, concrete patching, and other surface imperfections, including areas of minor cracking, should receive Ordinary Surface Finish in accordance with Section 601.03.18 of the Standard Specifications. Use mortar of the same cement and fine aggregate as the concrete patching, or as directed by the Engineer. Payment will be incidental to Concrete Sealing. Finish surface of bridge decks in accordance with Section 609 of the Standard Specifications.
- D. Areas to Receive Concrete Sealing:**
1. Every exposed surface above a point 6" below ground or fill line of abutments, wing walls, end bent and pier caps, pedestals, back walls, columns, and exposed footings.
 2. All exposed surfaces of concrete deck, barrier walls, parapets, curbs, and plinths.

3. Prestressed Concrete I-Girders, Concrete Beams, and Spread Prestressed Concrete Box Beams: The underneath surfaces of slab overhangs outside of exterior concrete girders and to the exterior side and bottom of exterior concrete girders and beams.
 4. Adjacent Prestressed Concrete Composite Box Beams: Full length of the exterior face of all exterior beams from the top of the box beam to 1'-0" underneath the beams.
 5. Prestressed Non-Composite Box Beams: All faces of all beams, including surfaces to be covered with a waterproofing membrane, except take care to ensure that the grout pockets are not sealed.
 6. If the contract documents include the Special Note for Concrete Coating, do not apply concrete sealer to the areas where Concrete Coating is specified.
- E. Cleaning the Concrete Surfaces to be sealed.** Dry clean the concrete to remove all loose debris. Remove all visible hydrocarbons from the surface with detergent approved by the manufacturer of the deck sealant. Pressure wash all surfaces to be sealed at 2000 to 3000 psi. Install pressure gauges at each wand to verify pressure. Use 30° fan tip or as recommended by the manufacturer of the sealant. Hold pressure washing wand a minimum of 45° from the surfaces with a maximum stand-off distance of 12 inches.
- F. Sealing the Concrete.** Allow new concrete to cure a minimum 28 days prior to application of sealer. Monitor weather conditions prior to sealer application. Refer to manufacturer's recommendations for proper ambient conditions. Do not apply sealer if precipitation is anticipated within the time stated by the manufacturer. Allow the concrete to dry 24 hours (after washing or rain event) before sealer application. The bridge deck can be reopened to traffic while drying. Sealer must be applied within 48 hours of washing or the concrete must be rewashed. Divide the concrete into predefined areas of specific square footage to aid in determining usage. Comply with manufacturer's usage recommendation. Using a low-pressure pump, apply sealer and spread evenly with broom or squeegee; do not allow pooling to remain. When each predefined area is complete, measure the amount of sealer used to verify proper usage. After sealing, follow manufacturer's recommended cure time before opening to traffic. On vertical surfaces, apply the sealer in a flooding application from the bottom up, so the material runs down 6 to 8 inches below the spray pattern.
- G. Inspection:** Monitor all aspects of the project to assure compliance to this specification. Observe and document general conditions during the entirety of the project. Verify that each phase of work has been satisfactorily completed prior to beginning the next phase. Phases are described as follows:
1. Dry cleaning to remove loose debris, verify and document:
 - a. All debris has been removed and disposed of properly.
 2. Removal of hydrocarbons, verify and document:
 - a. The manufacturer's recommended detergent is used for removal.
 - b. Hydrocarbons have been satisfactorily removed.

3. Pressure washing, verify and document:
 - a. Washing pressure at the wand.
 - b. Tip size used.
 - c. Wash angle and stand-off distance.
 - d. The concrete is satisfactorily cleaned.
4. Sealer application, verify and document:
 - a. Proper cure time for new concrete.
 - b. Concrete surface is dry.
 - c. Document time since washed.
 - d. Was the bridge deck opened to traffic after washing?
 - e. Document ambient temperature, surface temperature, relative humidity, and dew point.
 - f. Application and distribution method.
 - g. Coverage to be complete and even.
 - h. Material is not allowed to remain pooled.
 - i. Monitor material usage.
 - j. No traffic on the bridge decks until proper cure time is allowed.

IV. MEASUREMENT

- A. **Concrete Sealing.** The Department will measure the quantity per square feet of each area sealed.

V. PAYMENT

- A. **Concrete Sealing.** Payment at the contract unit price per square feet is full compensation for the following: (1) Furnish all labor, materials, tools, and equipment; (2) Cleaning; (3) Sealing; (4) Maintain & control traffic; and, (5) Any other work specified as part of this contract.

SPECIAL NOTE FOR STRUCTURES WITH OVER THE SIDE DRAINAGE

01-10020.00 Ballard 004B00055N

- 1.0 DESCRIPTION.** Perform all work in accordance with the Kentucky Transportation Cabinet, Department of Highway's current Standard Specifications for Road and Bridge Construction and applicable Supplemental Specifications, the Standard Drawings, this Note, and the attached detail drawings. Section references are to the Standard Specifications.

This note applies to structures with over the side drainage.

This work consists of: (1) Furnish all labor, materials, tools, and equipment; (2) Install the drip strip; (3) Maintain and control traffic as applicable; and (4) Any other work specified as part of this contract.

2.0 MATERIALS.

2.1 Drip Strip. Drip strip shall be hot dipped galvanized steel with a minimum of 22 gage.

- 3.0 CONSTRUCTION.** The Contractor shall bear full responsibility and expense for any and all damage to the structure, should such damage result from the Contractor's actions.

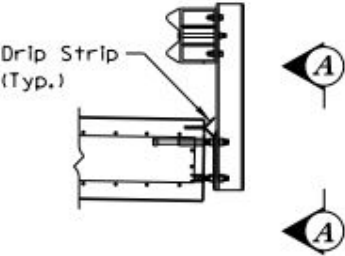
3.1 Installation of Drip Strip. Install lower drip strip, as detailed, along the full length of each side of the bridge. If splices are required in the lower drip strip, tightly butt the individual pieces together, do not lap. Install a 1'-6" long upper drip strip at each railing post.

For concrete decks/slabs: Bend up strips at 90° against the inside face of the forms before concrete is placed. After the forms are removed, bend the drip strips into the final position of 45° as shown in the attached detail drawing. Use care when stripping formwork so as not to damage or wrinkle the drip strip. To further ensure that wrinkling of the strips does not occur, use an adequate length backup bar during the bending out operation.

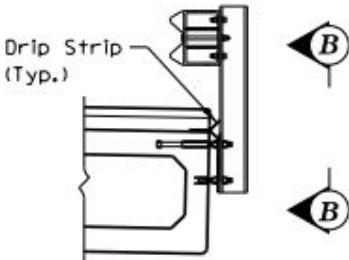
For asphalt overlays: Prior to placing the asphalt overlay, install the bent drip strips along the edge of the prestressed box beam as shown. Fasten the drip strips with (1¼" length, 3/32" shank diameter) button head spikes with deformed shanks or expansion anchors at 1'-6" c/c max. All installation devices shall be galvanized or stainless steel. Other similar devices shall not be used unless approved by the Engineer.

4.0 PAYMENT.

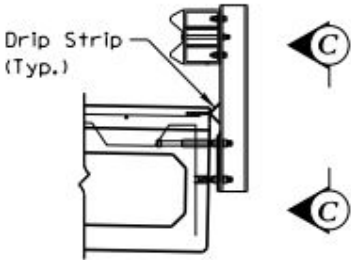
5.1 Drip Strip. Cost of all work, including all materials, labor, equipment, tools, and incidentals necessary to complete the work as specified by this note, shall be considered incidental to the project.



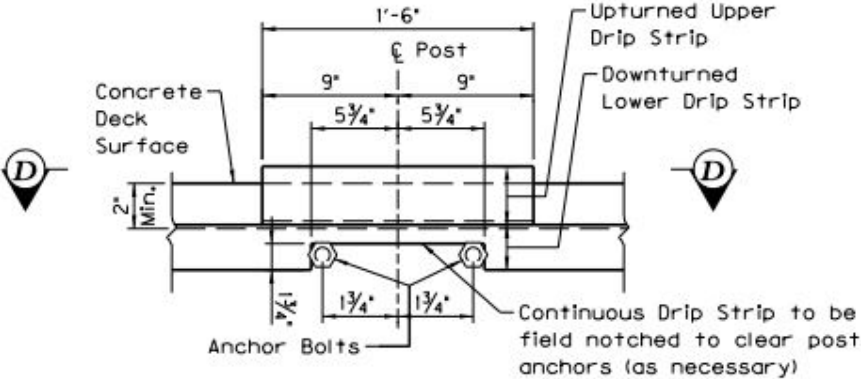
CONCRETE SLAB WITH
TYPE II RAILING



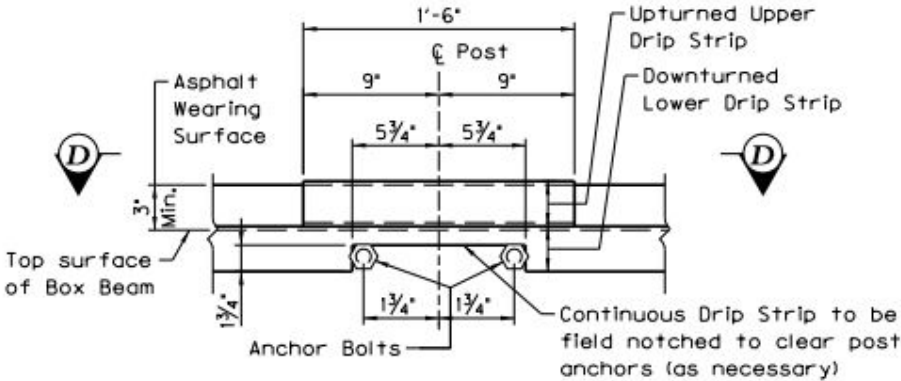
NONCOMPOSITE BOX BEAM
WITH TYPE II RAILING



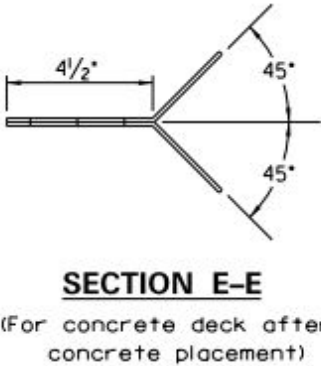
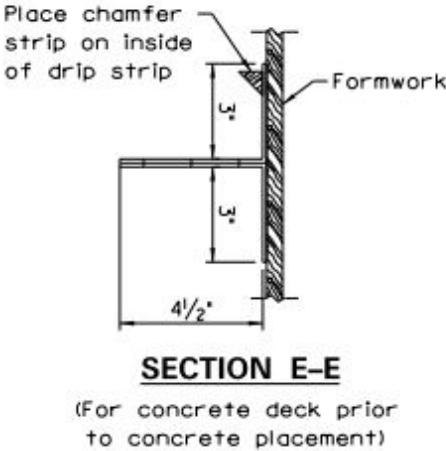
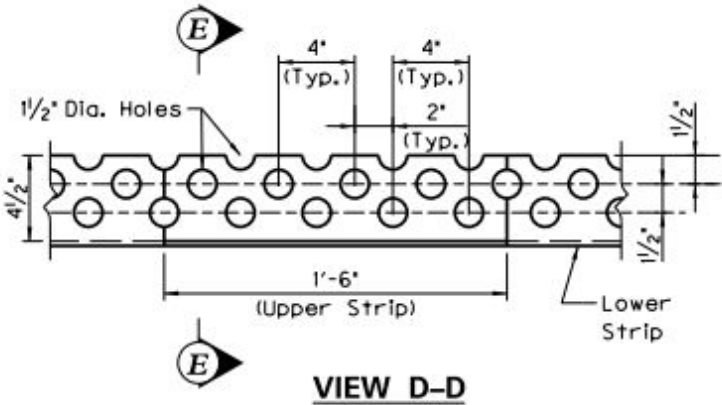
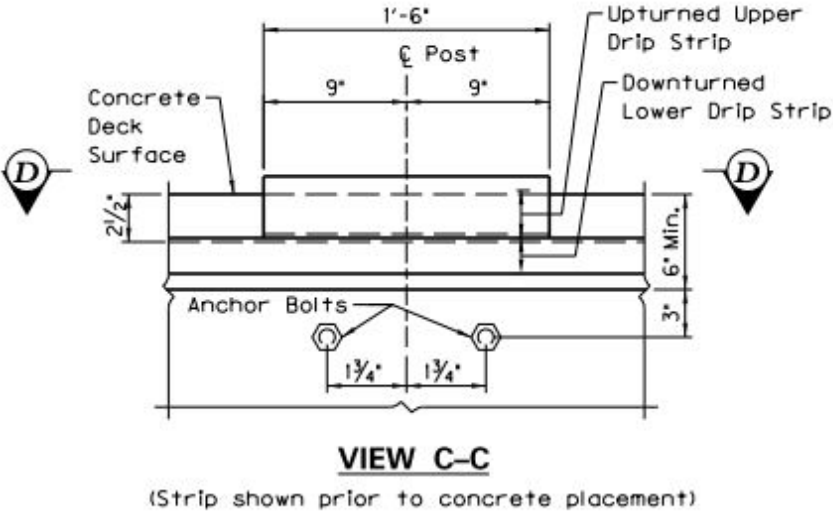
COMPOSITE BOX BEAM
WITH TYPE II RAILING



VIEW A-A
(Strip shown prior to concrete placement)



VIEW B-B



February 5, 2019

SPECIAL NOTE FOR BRIDGING KENTUCKY PROJECT STENCIL

01-10020.00 Ballard 004B00055N 01-10028.00 Marshall 079B00029N

This Special Note will apply to the bridge or bridges in this proposal. Section references herein are to the Department’s Current Standard Specifications for Road and Bridge Construction.

1.0 DESCRIPTION. This specification covers an additional concrete stencil for structures in the Bridging Kentucky Program.

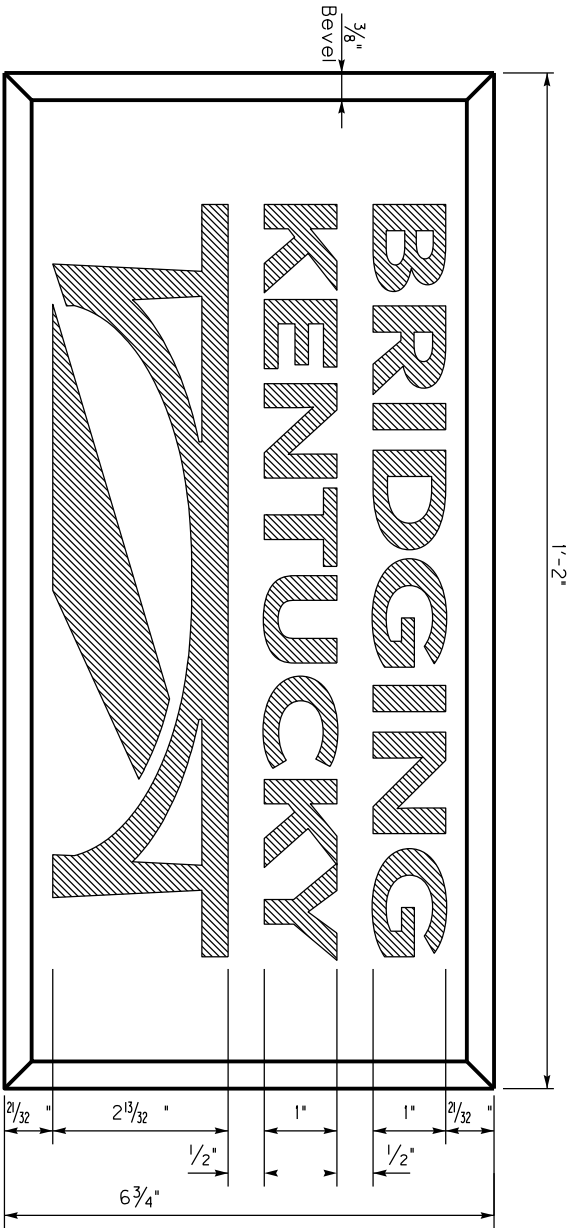
2.0 CONSTRUCTION.

2.1 Construction Date and Identification. On all concrete bridges and box culverts, stencil the year the Contract was executed, the structure drawing number on the concrete at the locations designated, and the Bridging Kentucky Logo as depicted in the drawing in this special note. Make the figures on the stencil according to details specified in the drawing. For bridges having a clear span of 20 feet or more, stencil the year the Contract was executed and load capacity of the structure on the outside face of the plinth or barrier wall as shown on the drawing. On all box culverts, place stenciled figures giving the year in which the Contract is executed on the inlet end of the culvert on the outside face and center of the parapet or headwall. Do not use permanent plates or markers of any kind, other than those shown, on any structure. On all bridges, imprint the name of the prime contractor in the concrete at the location shown. Furnish stencils, all equipment, tools, labor, materials, and other incidentals necessary.

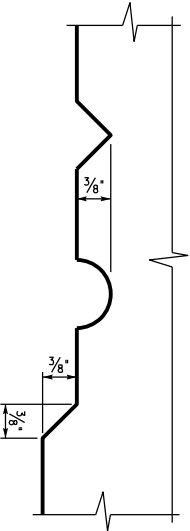
3.0 MEASUREMENT. The Department will not measure bridge stencils for payment per section 601 of the Kentucky Transportation Cabinet Standard Specifications for Road and Bridge and Construction, latest edition.

4.0 PAYMENT. The Department will not make payment for bridge stencils, materials, and associated work. All work, materials, and associated costs shall be incidental to the item listed:

<u>Code</u>	<u>Pay Item</u>	<u>Pay Unit</u>
08100, 08102-08106, 02555	Concrete, Class	Cubic Yard



STENCIL FOR BRIDGING KENTUCKY LOGO



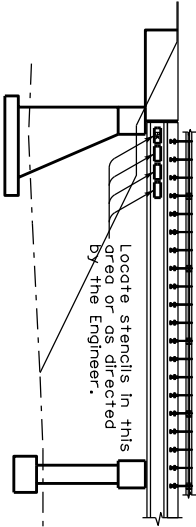
TYPE OF LETTERS

GENERAL NOTES

STENCILS: For concrete applications, fabricate all stencils from recessed panels with beveled edges with raised letters and figures in accordance with Subsection 601.03.19 of the Specifications. For steel girders, point stencil using flat block paint and the recommended dimensions. When using paint, borders shown in the above detail are to be excluded.

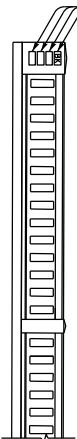
BRIDGING KENTUCKY LOGO STENCIL: Place on all program bridges when applicable, in proximity to other stencils required.

LOCATION OF STENCILS ON BRIDGES



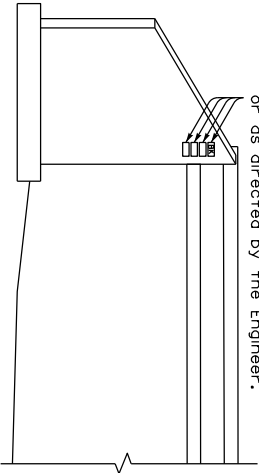
APPLICATION ON STEEL GIRDERS

Locate stencils in this area or as directed by the Engineer.




APPLICATION ON CLASSIC RAIL

Locate stencils in this area or as directed by the Engineer.



APPLICATION ON WING WALLS

KENTUCKY DEPARTMENT OF HIGHWAYS
STENCIL FOR BRIDGING KENTUCKY LOGO
BRIDGING KENTUCKY 

1'-2"

3/8" Bevel

2012

KYHL-93

3/8" Bevel

7/8"

3"

6 3/4"

1 1/2"

1 1/2"

7/8"

STENCIL FOR YEAR AND DESIGN LOADING

When year only is used place year in center of plate

1'-2"

3/8" Bevel

25664

3/8" Bevel

17/8"

3"

6 3/4"

17/8"

STENCIL FOR DRAWING NUMBER

CONTRACTOR NAME

CONTRACTOR STENCIL

3/8" Bevel

2

3/8" Bevel

Locate stencils in this area or as directed by the Engineer.

LOCATION OF STENCILS ON BRIDGES

TYPE OF LETTERS

• Use the outlet end for outlet only extensions

ELEVATION A-A
Single Culvert

ELEVATION A-A
Multiple span Culvert

PLAN

Locate stencils on all Culverts (Single or Multiple) and Arches

STENCILS FOR YEAR AND DESIGN LOADING

STENCILS FOR DRAWING NUMBER

GENERAL NOTES

STENCILS: Fabricate all stencils from recessed panels with beveled edges with raised letters and figures in accordance with Subsection 601.03.19 of the Specifications.

YEAR AND DESIGN LOADING STENCIL: Show the year that the contract is executed and the design load as shown on the contract plans. The design load is required on all structures classified as bridges by Subsection 101.03 of the Specifications and on other structures as referenced on plans.

DRAWING NUMBER STENCIL: Use this stencil on all structures. The number to be placed on the stencil shall be taken from the contract plans.

CONTRACTOR STENCIL: Place on all bridges, the name of the prime contractor and subcontractor(s), when applicable, in proximity to other stencils required.

KENTUCKY

DEPARTMENT OF HIGHWAYS

STENCILS

FOR STRUCTURES

STANDARD DRAWING NO. BCX-006-10

SUBMITTED *Mad* *12/15* DATE *12-01-15*

DIRECTOR *Mad* *12/15* DATE *12-01-15*

APPROVED *Mad* *12/15* DATE *12-01-15*

STATE HIGHWAY ENGINEER

April 23, 2020

SPECIAL NOTE FOR TRUSS SCREEDS ON CONCRETE OVERLAYS

01-10020.00 Ballard 004B00055N 01-10028.00 Marshall 079B00029N

This Special Note will apply where indicated on the plans or in the proposal. Section references herein are to the Department's Current Standard Specifications for Road and Bridge Construction.

1.0 DESCRIPTION. This specification covers the use of vibratory truss screed use on side-by-side composite box beams with designed slab thickness equal to a nominal five inches. Contrary to Kentucky Transportation Cabinet Department of Highways Standard Specifications for Road And Bridge Construction, latest edition, the use of a Vibratory Truss Screed in lieu of a self-propelled finishing machine equipped as detailed in Section 609.02.09 of the Specifications will be considered for use provided the following requirements of this Special Note are met:

2.0 EQUIPMENT AND QUALIFYING PROJECTS.

2.1 Vibratory Truss Screed. The contractor shall submit for approval, prior to use, the manufacturer's literature confirming that the vibratory truss screed proposed shall be able to meet the required cross slope of bridge and provide a minimum of 8,000 vibration cycle modes per minute (VPM). The Central Office Division of Construction will make the determination of use for each project.

2.2 Qualifying Structures. The vibratory truss screed can only be considered on structures meeting the following criteria:

- A.** Bridge design consists of side-by-side composite box beams with concrete overlay.
- B.** The design for the thickness of concrete for the bridge deck shall be 5-inch depth as detailed on the typical section of the bridge plans.
- C.** The actual maximum nominal depth thickness must be less than 8" at any point on the deck.
- D.** The side-by-side box beam bridge deck shall have only a single mat of reinforcement steel.

3.0 CONSTRUCTION.

3.1 Submittal. Submit, to the Central Office, Division of Construction, manufacturer's specifications of equipment proposed for use.

3.2 Sampling and Testing. If approved, the bridge deck may be cored to verify density and voids, at the discretion of the Director of the Division of Construction. Failure to meet proper density and consolidation will incur a penalty up to removal and replacement.

4.0 MEASUREMENT. The Department will not measure for the use of vibratory truss screeds and are incidental to the work being performed.

April 23, 2020

5.0 PAYMENT. The Department will not make payment for the use of the vibratory truss screed and shall be incidental to the following:

<u>Code</u>	<u>Pay Item</u>	<u>Pay Unit</u>
08104	CONCRETE-CLASS AA	Cubic Yard

SPECIAL NOTE FOR CONCRETE COATING
01-10028.00 Marshall 079B00029N

I. DESCRIPTION

Perform all work in accordance with the Kentucky Transportation Cabinet, Department of Highways current Standard Specifications for Road and Bridge Construction and applicable Supplemental Specifications, the Standard Drawings, this Note, and the Contract Documents. Section references are to the Standard Specifications.

This work consists of the following:

- 1. Furnish all labor, materials, tools, equipment, and incidental items necessary to complete the work.
- 2. Provide safe access to the bridge, in accordance with Section 107.01.01, for the Engineer to sound possible repair areas and for workers to complete the construction.
- 3. Repair cracks as applicable in accordance with the Special Note for Epoxy Injection Crack Repair.
- 4. Repair delaminated or spalled areas as applicable in accordance with the Special Note for Concrete Patching.
- 5. Apply Ordinary Surface Finish
- 6. Prepare the surfaces to receive coating.
- 7. Apply concrete coating.
- 8. Any other work as specified as part of this contract.

II. MATERIALS

One of the following coating systems shall be used:

<u>Manufacturer</u>	<u>Prime Coat</u>	<u>Finish Coat</u>
Sherwin Williams	Macropoxy 646	Acrolon 218 HS
PPG	Amerlock 2	Devoe Devflex HP
Carboline	Carboguard 890	Carbothane 133 HB
Tnemec	Elastogrip 151	Envirocrete 156

The finish product shall be opaque and satin or semi-gloss. The contractor must apply sufficient coats as required to achieve this goal. The finish coat shall be gray and will meet the following values:

	<u>Fed. Standard 595B No.</u>	<u>L*</u>	<u>a*</u>	<u>b*</u>
Gray	X6492	74.94	-1.54	3.92

Furnish to the Engineer copies of the manufacturer’s technical data sheets, installation guidelines, material safety data sheets, and other pertinent data at least two (2) days prior to beginning the work.

III. CONSTRUCTION

- A. Perform Concrete Repairs.** Repair concrete surface in accordance with the Special Note for Epoxy Injection Crack Repair and/or the Special Note for Concrete Patching Repair if included in the contract documents.
- B. Apply Ordinary Surface Finish.** In addition to new concrete, areas receiving epoxy injection, concrete patching, and other surface imperfections, including areas of minor cracking, should receive Ordinary Surface Finish in accordance with Section 601.03.18 of the Standard Specifications. Use mortar of the same cement and fine aggregate as the concrete patching, or as directed by the Engineer. Payment will be incidental to Concrete Sealing.
- C. Areas to Receive Concrete Coating:**
1. Substructure Units under open, closed, and/or sealed transverse deck joints: Every exposed surface above a point 6" below ground or fill line of abutments, wing walls, end bent and pier caps, pedestals, back walls, columns, and exposed footings.
 2. Other areas of the bridge as specified in the drawings.
- D. Prepare Concrete Surfaces for Repair.** All areas specified shall be pressure washed. Equip the pressure washers with calibrated gages and pressure regulators to ascertain and regulate water pressure. All equipment for pressure washing shall be operated at a minimum pressure of up 3,500 to 4,500 psi with 0 degree spinner tip and/or fan tips as determined by the engineer at the working location with a minimum flow rate of 3.5 gal/minute provided that these pressures do not damage any components of the structure. Pressure and flow rates shall be reduced to a level satisfactory to the Engineer should any damage occur due to power washing procedures. The washing wand must be approximately perpendicular to the washed surface and within a maximum of 12 inches of the surface. Wand extensions greater than 36 inches will be subject to Division of Construction approval. Pressure washing of any bridge element will proceed from top of wash area to bottom of wash area. Perform all pressure washing at temperatures above 40 degrees Fahrenheit.
- E. Apply Concrete Coating.** All areas specified shall have concrete coating applied to as specified after debris removal and power washing. New concrete shall be allowed to properly cure in accordance with the manufacturer's recommendations prior to application. Use compressed air to remove any loose debris from the surfaces that are to be coated after power washing. All coatings shall be applied within manufacturers recommended dry film thickness range. Comply with KYTC "Standard Specifications for Road and Bridge Construction" Section 614.03.02 and coatings supplier recommended conditions for application. Allow the surfaces to be coated to dry a minimum of 24 hours before any coating is applied. The coating must be applied with 72 hours of pressure washing. The coating must be applied to a clean and dry surface. All coating application shall be executed using brushes, rollers, etc. No spray application will be permitted.

The Department requires acceptance testing of samples obtained on a per-lot basis per-shipment. The Division of Materials shall perform acceptance testing. Test samples shall be taken at the Contractor’s paint storage site. Department personnel shall perform sampling. Allow (10) working days for testing and approval of the sampled paint. It is the Contractor’s responsibility to maintain an adequate inventory of approved paint. The Department shall assume no responsibility for lost work due to rejection of paint or approved paint subsequently found to be defective during the application process. Perform all concrete coating application at temperatures above 40 degrees Fahrenheit or in accordance with manufactures specifications.

IV. MEASUREMENT

The Department will measure the quantity as lump sum. The Department will not measure preparation of the site for the Engineer’s access or removal and reapplication of coatings that do not satisfy the Engineer’s approval for payment and will consider them incidental to “Concrete Coating”.

V. PAYMENT.

The Department will make payment for the completed and accepted quantities of concrete coating under the following:

<u>Code</u>	<u>Pay Item</u>	<u>Pay Unit</u>
24982EC	Concrete Coating	Lump Sum

The plans may show an estimate quantity in square feet. The Department will consider payment as full compensation for all work required as described in this note.

SPECIAL NOTE FOR CONCRETE PATCHING REPAIR

01-10028.00 Marshall 079B00029N

These Notes or designated portions thereof, apply where so indicated on the plans, proposals or bidding instruction.

I. DESCRIPTION. Perform all work in accordance with the Department's current Standard Specifications, and applicable Supplemental Specifications, the attached sketches, and these Notes. Section references are to the Standard Specifications. This work consists of: (1) Furnish all labor, materials, tools, and equipment; (2) Remove existing spalled/delaminated concrete; (3) Prepare the existing surface for concrete patching; (4) Place hook fasteners and welded wire fabric over surfaces to be repaired (where applicable); (5) Apply concrete patching as specified by this note and as shown on the attached detail drawings; (6) Finish and cure the new Concrete Patches; (7) Maintain & control traffic; and, (8) Any other work specified as part of this contract.

II. MATERIALS.

- A. Class "M" Concrete.** Use either "M1" or "M2". See Section 601.
- B. Steel Reinforcement.** Use Grade 60. See Section 602
- C. Welded Steel Wire Fabric (WWF).** Conform to Section 811
- D. Hook Fasteners.** Use commercial grade galvanized hook fasteners. Minimum 3/16" diameter.

III. CONSTRUCTION.

- A. Concrete Removal and Preparation.** The Contractor, as directed by the Engineer shall locate and remove all loose, spalled, deteriorated and delaminated concrete. Sounding shall be used to locate delaminated areas. Care shall be exercised not to damage areas of sound concrete or reinforcing steel during concrete removal operations. Concrete removal shall be in accordance with a sequence approved by the Engineer.

Concrete removal shall be accomplished by chipping with hand picks, chisels or light duty pneumatic or electric chipping hammers (not to exceed 15 lbs.). Remove all deteriorated loose concrete to a minimum depth of 4". When reinforcing steel is exposed, concrete removal shall continue until there is a minimum 3/4 inch clearance around the exposed reinforcing bar. Care shall be taken to not damage bond to adjacent non-exposed reinforcing steel during concrete removal processes. Unless specifically *directed by the Engineer*, depth of removal shall not exceed 6 inches.

The perimeter of all areas where concrete is removed shall be tapered at an approximately 45° angle, except that the outer edges of all chipped areas shall be

saw cut to minimum depth of 1 inch to prevent featheredging unless otherwise approved by the Engineer.

After all deteriorated concrete has been removed; the repair surface to receive concrete patching shall be prepared by abrasive blast cleaning. Abrasive blast cleaning shall remove all fractured surface concrete and all traces of any unsound material or contaminants such as oil, grease, dirt, slurry, or any materials which could interfere with the bond of freshly placed concrete.

The Contractor shall dispose all removed material off State Right Of Way in an approved site.

- B. Steel Reinforcement.** All corroded reinforcing steel exposed during concrete removal shall have corrosion products removed by abrasive grit blasting or wire brush whichever is more appropriate. Furnish for replacement, as directed by the Engineer, additional linear feet of steel reinforcing bars ½" diameter by 20-foot lengths. Place these bars in areas deemed by the Engineer to require additional reinforcement. Field cutting and bending is permitted. Deliver unused bars to the nearest County Maintenance Barn. Payment will be made in accordance with Section 602.

Reinforcing steel displaying deep pitting or loss of more than 20 percent of cross-sectional area shall be removed and replaced. Such bars shall be placed in accordance with the recommendations of ACI 506R, Sections 5.4 and 5.5. In particular, bars shall not be bundled in lapped splices, but shall be placed such that the minimum spacing around each bar is three times the maximum aggregate size to allow for proper encapsulation with concrete patching.

Intersecting reinforcing bars shall be tightly secured to each other using tie wire and adequately supported to minimize movement during concrete placement.

Welded wire fabric (WWF) shall be provided when shown on the attached sketches and at each repair area larger than 1 square foot if the depth of the repair exceeds 3 inches from the original dimension of the repaired member. Sheets of adjoining WWF shall be lapped by at least one and one-half spaces at all intersections, in both directions, and be securely fastened. WWF fabric shall be supported no closer than ½ inch to the prepared concrete surface and shall have a minimum concrete cover of 1.5 inches.

WWF shall be fastened to preset anchors on a grid not more than 12 inches square. Large knots of tie wire which could result in sand pockets and voids during patching shall be avoided.

- C. Hook Fasteners.** Hook fasteners shall be positioned at the spacing as stated above or as directed by the Engineer. Any given area shall have a minimum of four anchors. The WWF shall not move or deform excessively during concrete

patching. Maximum hook fastener spacing shall not exceed 2 feet on a grid pattern over the entire repair area.

Hook fasteners shall be of commercial grade galvanized steel with a minimum diameter of 3/16". They may be mechanically set or grouted, as approved by the Engineer.

The Department will randomly select hook fasteners to be tested to verify pullout force is sufficient. If any anchors fail to meet the minimum acceptable pullout value, corrective measures shall be taken by the Contractor and further testing will be conducted.

- D. Class M Concrete.** Place and finish the new concrete for the patching area as shown on the attached detail drawings, or as directed by the Engineer. The Engineer shall approve the Contractor's method of placing and consolidating the concrete prior to the beginning of this operation.
- E. Curing.** On completion of finishing operation, patching concrete shall immediately be prevented from drying out and cracking by fogging, wetting, and/or any appropriate method approved by the Engineer. See Section 501.03.15.

Each Contractor submitting a bid for this work shall make a thorough inspection of the site prior to submitting his bid and shall thoroughly familiarize himself with existing conditions so that the work can be expeditiously performed after a contract is awarded. Submission of a bid will be considered evidence of this inspection having been made. Any claims resulting from site conditions will not be honored by the Department. Quantities given are approximate. The quantity for "Concrete Patching Repair" shall be bid with the contingency that quantities may be increased, decreased, or eliminated by the Engineer. Dispose of all removed material entirely away from the job site as approved by the Engineer. This work is incidental to the contract unit price for "Concrete Patching Repair".

IV. MEASUREMENT

- A. Concrete Patching Repair.** The Department will measure the quantity per square feet of each area restored. Double payment will not be made on both faces of corner repairs.
- B. Steel Reinforcement.** See Section 602.
- C. Welded Wire Fabric & Hook Fasteners.** Welded Wire Fabric and Hook Fasteners will not be measured for payment, but shall be considered incidental to "Concrete Patching Repair".

V. PAYMENT

- A. Concrete Patching Repair.** Payment at the contract unit price per square feet is full compensation for the following: (1) Furnish all labor, materials, tools, equipment; (2) preparation of specified areas including removing and disposing of

specified existing materials; (3) place, finish, and cure new concrete patches; and (4) all incidentals necessary to complete the work as specified by this note and as shown on the attached detail drawings.

B. Steel Reinforcement. See Section 602.

The Department will consider payment as full compensation for all work required by these notes and detail drawings.

1-10020

Environmental Compliance Plan (ECP)



Special Note for
Environmental Compliance Plan (ECP)

Project:	A1 D1 004B00055N Ballard	Item No:	1-10020
Process Document:	-1	Bridge No	004B00055N
Current Workflow Step:	ENV Updates	County:	Ballard
Subject:	ECP- 004B00055N	Status	Submitted

The following ECP checklist outlines responsibilities of the Contractor and/or the KYTC to ensure all environmental commitments are met. Please pay special attention to:

- Commitment Description (commitment made to resource agencies)
- Responsible Party
- Compliance Document (how compliance is to be documented)

If you have any question please email BKY_Env@doc.e-builder.net.

Environmental Compliance Plan (ECP)

1-10020

#	Subject	Commitment Description	ENV Reference Document and Oversight Agency	Responsibility Phase	Responsible Party	Compliance Document	Doc to Include in Bid Pkg and Contract	Bid Pckg / Contract Doc Attached?
1	Other	Project/Site dependent	NEPA Doc - FHWA	Environmental	KTYC DEA	n/a	CE	Yes
2	Archaeology	Stop work if unanticipated discoveries, including human remains, are discovered	Archaeology Report - Kentucky SHPO	Construction	Contractor	See instruction in Special Note	Special Note for Additional Environmental Commitments	Yes
3	Environmentally Cleared Area (ECA)	Keep all work activity within the cleared area. Contractor shall install snow fencing to delineate ECA	Archaeology Report - Kentucky SHPO	Construction	Contractor, Inspector	Daily Work Report (DWR)	Special Note for Additional Environmental Commitments and Map	Yes

Environmental Compliance Plan (ECP)

1-10020

#	Subject	Commitment Description	ENV Reference Document and Oversight Agency	Responsibility Phase	Responsible Party	Compliance Document	Doc to Include in Bid Pkg and Contract	Bid Pckg / Contract Doc Attached?
4	Species	Do not clear trees during June or July	Biological Assessment - USFWS	Construction	Contractor	Daily Work Report (DWR)	Special Note for Seasonal Restrictions	Yes
5	Water Quality	Install and maintain erosion control	NW3 - USACE	Construction	Contractor	Daily Work Report (DWR)	Special note for Sedimentation and Erosion Prevention	Yes
6	Water Quality	If 1.0 acre or more of land is disturbed in total (including staging areas) must obtain KPDES permit	KYR10 (BMP) - USEPA KDOW	Construction	Contractor	See instructions in KPDES	KPDES KYR10 (BMP)	Yes

Environmental Compliance Plan (ECP)

1-10020

#	Subject	Commitment Description	ENV Reference Document and Oversight Agency	Responsibility Phase	Responsible Party	Compliance Document	Doc to Include in Bid Pkg and Contract	Bid Pckg / Contract Doc Attached?
7	Water Quality	Follow conditions in NW3	NW3 - USACE	Construction	Contractor	See instructions in NW3	NW3	Yes
8	Air Quality	Notify DAQ 10 days prior to demolition	Asbestos Inspection Report - USEPA and KDAQ	Construction	Contractor	DEP 7036 Form and email to KDAQ	Asbestos Inspection Report	Yes
Grand Totals (8 items)								

Environmental Compliance Plan (ECP)

1-10028



Special Note for Environmental Compliance Plan (ECP)

Project:	A1 D1 079B00029N Marshall	Item No:	1-10028
Process Document:	-1	Bridge No	079B00029N
Current Workflow Step:	ENV Updates	County:	Marshall
Subject:	ECP- 079B00029N	Status	Submitted

The following ECP checklist outlines responsibilities of the Contractor and/or the KYTC to ensure all environmental commitments are met. Please pay special attention to:

- Commitment Description (commitment made to resource agencies)
- Responsible Party
- Compliance Document (how compliance is to be documented)

If you have any questions, please email BKY_Env@doc.e-builder.net.

Environmental Compliance Plan (ECP)

1-10028

#	Subject	Commitment Description	ENV Reference Document and Oversight Agency	Responsibility Phase	Responsible Party	Compliance Document	Doc to Include in Bid Pkg and Contract	Bid Pkg / Contract Doc Attached?
1	Other	Project/Site dependent	NEPA Doc - FHWA	Environmental	KYTC DEA	n/a	CE	Yes
2	Archaeology	Stop work if unanticipated discoveries, including human remains, are discovered	Archaeology Report - Kentucky SHPO	Construction	Contractor	See instruction in Special Note	Special Note for Additional Environmental Commitments	Yes
3	Environmentally Cleared Area (ECA)	Keep all work activity within the cleared area. Contractor shall install snow fencing to delineate ECA	Archaeology Report - Kentucky SHPO	Construction	Contractor, Inspector	Daily Work Report (DWR)	Special Note (above) and ECA map	Yes
4	Species	Do not clear trees during June or July	Biological Assessment - USFWS	Construction	Contractor	Daily Work Report (DWR)	Special Note for Seasonal Restrictions	Yes
5	Water Quality	Install and maintain erosion control	NW3 - USACE	Construction	Contractor	Daily Work Report (DWR)	Special Note for Sedimentation and Erosion Prevention	Yes
6	Water Quality	If 1.0 acre or more of land is disturbed in total (including staging areas) must obtain KPDES permit	KYR10 (BMP) - USEPA KDOW	Construction	Contractor	See instructions in KPDES	KPDES KYR10 (BMP)	Yes

Environmental Compliance Plan (ECP)

1-10028

#	Subject	Commitment Description	ENV Reference Document and Oversight Agency	Responsibility Phase	Responsible Party	Compliance Document	Doc to Include in Bid Pkg and Contract	Bid Pkg / Contract Doc Attached?
7	Water Quality	Follow conditions in NW3	NW3 - USACE	Construction	Contractor	See instructions in NW3	NW3	Yes
8	Air Quality	Notify DAQ 10 working days prior to demolition	Asbestos Inspection Report - USEPA and KDAQ	Construction	Contractor	DEP 7036 Form and email to KDAQ	Asbestos Inspection Report	Yes

SPECIAL NOTE

For Additional Environmental Commitments

01-10020.00 Ballard 004B00055N

IN ADDITION TO OTHER ENVIRONMENTAL COMMITMENTS LISTED IN THIS CONTRACT, THE FOLLOWING COMMITMENTS ALSO APPLY, AS THIS IS A FEDERALLY FUNDED UNDERTAKING AS DEFINED IN SECTION 106 OF THE NATIONAL HISTORIC PRESERVATION ACT, [36 CFR 800.16\(Z\)](#):

- 1) The KYTC has completed a Phase 1 archaeological survey for a site-specific area surrounding the bridge. The cleared area is shown as “Archaeologically Cleared Area” or “Environmentally Cleared Area” on the concept plans and/or the map attached to this note or included elsewhere in the proposal. Likewise, any areas that must be avoided have been labeled “Do Not Disturb.” The contractor shall install snow fencing to clearly delineate the boundary of the project lying within the bounds of the archeologically cleared area and right of way/easements. This snow fence shall be paid for per linear foot measured. If the Contractor requests additional area, and as a result additional delineation is required, the additional snow fence will not be paid and will be considered incidental to the original line item for snow fence.

If the Contractor deems it necessary to use additional areas outside the Archaeologically/ Environmentally Cleared Area for any purposes—e.g., laydown yards, vehicle parking, parking cranes, delivering beams, borrow areas, waste areas, etc.—the Contractor must first get a written agreement with the landowner (assuming the additional area is outside the right-of-way). Then the Contractor shall seek approval of the use of the site—whether within or outside the right-of-way—by both the KYTC Section Supervisor and the Bridging Kentucky Environmental Lead at BKY_Env@docs.e-builder.net. The Contractor shall provide a map of the area(s) to be used, including access points, and property-owner agreements. The BKY Environmental Team will complete initial field investigations for archaeological, historical, ecological, and other environmental clearances. If any potentially significant site or resources are found, the KYTC has the right to deny the use of the proposed site. The maps and property owner agreements are to be submitted at least ten (10) business days prior to the Preconstruction Conference, or sixty (60) days prior to the Contractors access to the site, for coordination and review by the KYTC District and Bridging Kentucky Team.

A Liquidated Damage of \$50,000 will be assessed whenever the Contractor has used any restricted areas. The fee will be assessed on a *per bridge* basis, whether the contract involves bridge bundles or a single bridge. In addition, all fines, fees, penalties, remediation costs, and other damages related to breaches of Threatened and Endangered Species Act Section 7, National Historic Preservation Act Section 106, Clean Water Act Sections 401 and 404, Kentucky General Permit for Stormwater Discharges KYR10, Environmental Protection Agency requirements, State Historic Preservation Office requirements, and other related permitting agencies will be paid by the Contractor, including all associated costs and burdens placed upon the Kentucky Transportation Cabinet.

- 2) In the event that human remains are encountered during project activities, all work should be immediately stopped in the area. The area should be cordoned off, and, in accordance with KRS

72.020, the county coroner and local law enforcement must be contacted immediately. Upon confirmation that the human remains are not of forensic interest, the unanticipated discovery must be reported to Nicolas Laracuate at the Kentucky Heritage Council at (502) 892-3614, George Crothers at the Office of State Archaeology at (859) 257-1944, and KYTC DEA archaeologists at (502) 564-7250.

For guidance regarding inadvertent discovery and treatment of human remains, refer to the KYTC's [Right of Way Guidance Manual](#) (Section ROW-1202), and the Advisory Council on Historic Preservation's (ACHP) [Policy Statement Regarding Treatment of Human Remains and Grave Goods](#) (adopted by ACHP February 23, 2007).

- 3) If, during the implementation of The Project, a previously unidentified historic/ archaeological property is discovered or a previously identified historic/archaeological property is affected in an unanticipated manner, the contractor shall (1) call KYTC DEA archaeologists at (502) 564-7250, (2) call SHPO archaeologists at (502) 892-3614, and (3) ensure that all work within a reasonable area of the discovery shall cease until such time as a treatment plan can be developed and implemented.

SPECIAL NOTE

01-10020.00 Ballard 004B00055N

FOR SEDIMENT PREVENTION AND EROSION CONTROL

FOR IMPACT REGARDLESS OF SIZE OF THE DISTURBED AREA

Potential impacts to gray bat foraging habitat and habitat for federally listed fish and mussel species will be minimized by implementing erosion prevention and sediment control measures.

As required under Section 213 of the KYTC Standard Specifications, prior to onsite activities a **site-specific Erosion Control Plan including BMPs** to ensure continuous erosion control throughout the construction and post construction period. The plan will identify individual Disturbed Drainage Areas (DDA) where storm water from the construction area will be discharged off site or into waters of the Commonwealth.

Should the Contractor fail to create a BMP Plan or provide and maintain the necessary erosion control, Liquidated Damages will apply at the rate specified in the contract. If no rate is specified, Liquidated Damages will be applied at the rate specified in Section 108 of the Standard Specifications.

The erosion prevention and sediment controls proposed are presented below.

- The location of the individual erosion prevention/sediment control measures will be identified by the Resident Engineer and Contractor. The Contractor will place erosion control devices as identified in the site-specific BMP Plan prior to beginning work.
- Mulch will be placed, during grade and drain activities, across all areas where no work will be conducted for a period of 14 consecutive days.
- Tree clearing within the riparian zone will be minimized. Trees to be removed will be determined by the resident engineer and the contractor prior to disturbance. (Note: Any "Special Note for Tree Clearing Restrictions" must be adhered to.)
- Silt fence, or other approved method as appropriate, will be installed at the edge of waters within the project corridors to eliminate the deposition of rock and debris in the streams during construction activities. In the unforeseen event that unintended debris does enter the streams, the resident engineer will halt the contributing activity until appropriate remedial actions have been implemented.
- To the maximum extent plausible, construction activities will take place during low-flow periods.
- Equipment staging and cleaning areas will be located to eliminate direct inputs to waters of the Commonwealth. These areas will be located such that effluent will be filtered through vegetated areas and appropriate sediment controls prior to discharge offsite.

- Concrete will be poured in a manner to avoid spills into the streams. In the unforeseen event that a spill does occur, the USFWS will be notified, and the resident engineer will immediately halt the activity until remedial measures have been implemented.
- KYTC proposes to stabilize areas disturbed during construction activities through vegetation establishment and placement of riprap and geotextile fabric. Re-vegetation of the disturbed areas will allow thermoregulation of water within the streams, establish long-term, regenerative stabilization of the stream banks, and provide nutrients to the aquatic macroinvertebrate community through inputs of organic material.
- Areas disturbed during construction and not stabilized with rip rap and erosion blanket will be seeded using a standard seed mix. Depending on project slope and project location, application rates and seed mix types will vary. The Contractor shall perform all final seeding and protection, in accordance with the plans and Section 212 of KYTC Standard Specifications.
- Contrary to Section 213.03.03, paragraph 2, the Engineer shall conduct inspections as needed to verify compliance with Section 221 of KYTC Standard Specifications. The Engineer's inspections shall be performed a minimum of once per month and within seven (7) days after a storm of ½ inch or greater. Copies of the Engineer's inspections shall not be provided to the Contractor unless improvements to the BMPs are required. The Contractor shall initiate corrective action within 24 hours of any reported deficiency and complete the work within five (5) days. The Engineer shall use Form TC 63-61 A for this report. Inspections performed by the Engineer do not relieve the Contractor of any responsibility for compliance. If corrections are not made within the five (5) days specified, the liquidated damages will apply at the rate specified in the Liquidated Damages note in the contract.
- Contrary to Sections 212.05 and 213.05, unless listed in the proposal, bid items for temporary BMPs and items for permanent erosion control will not be measured for payment and will be replaced with one lump sum item for the services. Payment will be pro-rated based on the Project Schedule as submitted by the Contractor and as agreed to by the Engineer.
- The Contractor shall be responsible for applying "good engineering practices." The Contractor may use any temporary BMPs and permanent BMPs that fall within the guidance of the current Standard Specifications, KYTC's Best Management Practices manual, and with the approval of the KYTC Engineer.

FOR IMPACT GREATER THAN 1.0 ACRE

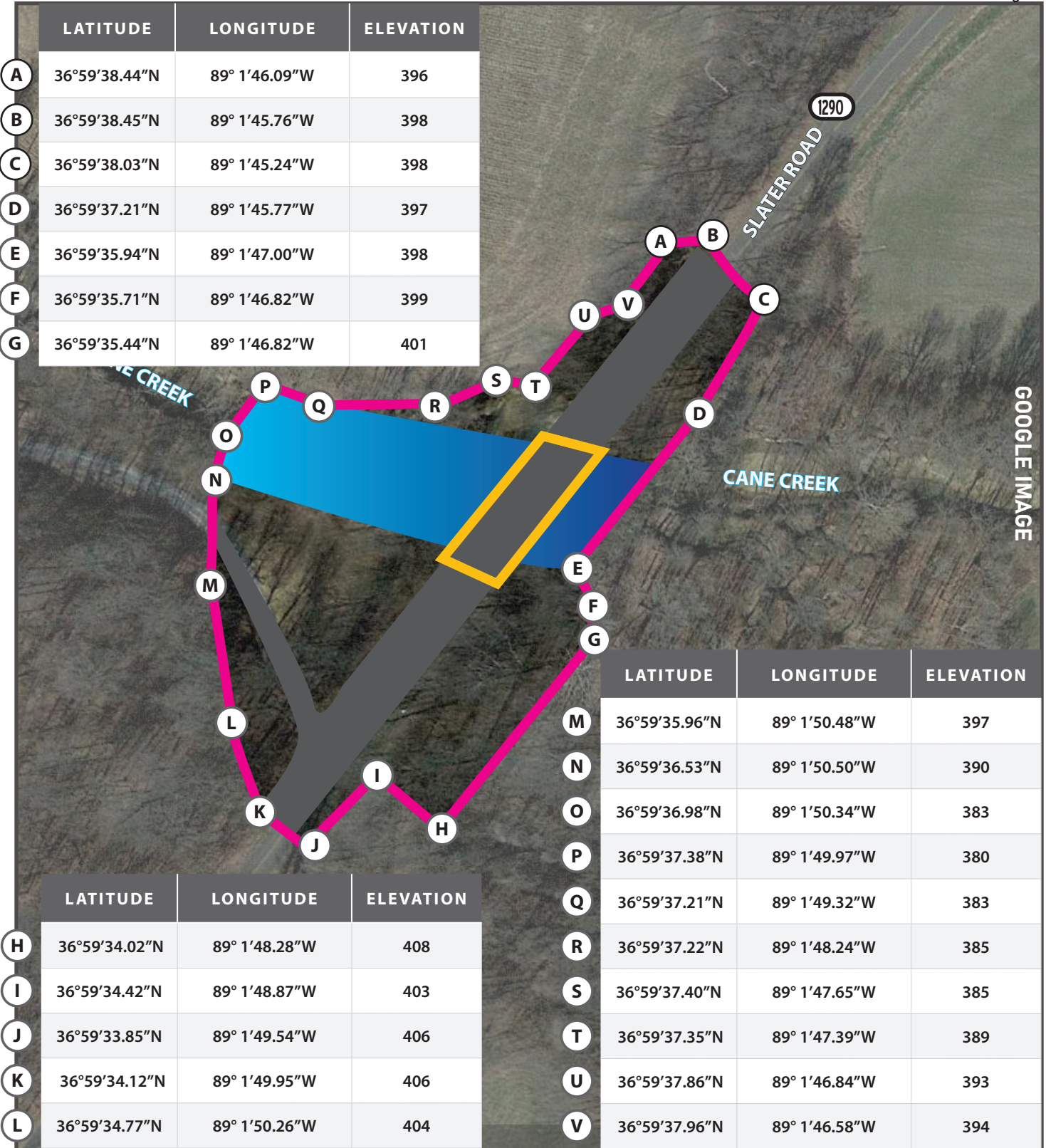
When the total disturbed area for a project, including laydown and waste/borrow areas, is greater than 1.0 acre, the Contractor shall be responsible for filing the Kentucky Pollution discharge Elimination System (KPDES) KYR10 permit Notice of Intent (NOI) with the Kentucky Division of Water (DOW). The Contractor will be responsible for following the KPDES requirements of local Municipal Separate Storm Sewer System (MS4) programs with jurisdiction. Required NOI shall name the Contractor as the Facility Operator and include the KYTC Contract ID Number (CID) for reference. For grouped contracts with more than one structure, each structure will be treated independently in regards to disturbed area unless another structure is within 0.25 mile of

the structure. For structures within 0.25 mile of each other, the total disturbed area will be the sum of the combined disturbed areas. The Contractor shall be responsible for filing the KPDES permit Notice of Termination (NOT) with the Kentucky DOW and any local MS4 Program that has jurisdiction. The NOT shall be filed after the Engineer agrees the project is stabilized or the project has been formally accepted.

The Contractor shall perform all temporary erosion/sediment control functions including: providing a Best Management Practice (BMP) Plan, conducting required inspections, modifying the BMP Plan documents as construction progresses, and documenting the installation and maintenance of BMPs in conformance with the KPDES KYR10 permit effective on August 1, 2009, or a permit re-issued to replace that KYR10 permit. This work shall be conducted in conformance with the requirements of Section 213 of the KYTC current Department of Highways, Standard Specifications for Road and Bridge Construction (Standard Specifications).

The Contractor shall be responsible for the examination of the soils to be encountered and make his own independent determination of the temporary BMPs that will be required to accomplish effective erosion prevention and sediment control. The Contractor shall provide the Engineer copies of all documents required by the KPDES permit at the time they are prepared.

If there are any questions regarding this note, please contact Danny Peake, Director, Division of Environmental Analysis, 200 Mero Street, Frankfort, KY 40601, Phone (502) 564-7250.



Environmentally Cleared Area

Cane Creek

Slater Road (KY 1290)

Bridge

ID: 004B00055NN

Item No.: 1-10020

NOTE: Latitude, Longitude, and Elevation are approximate based on Google Earth



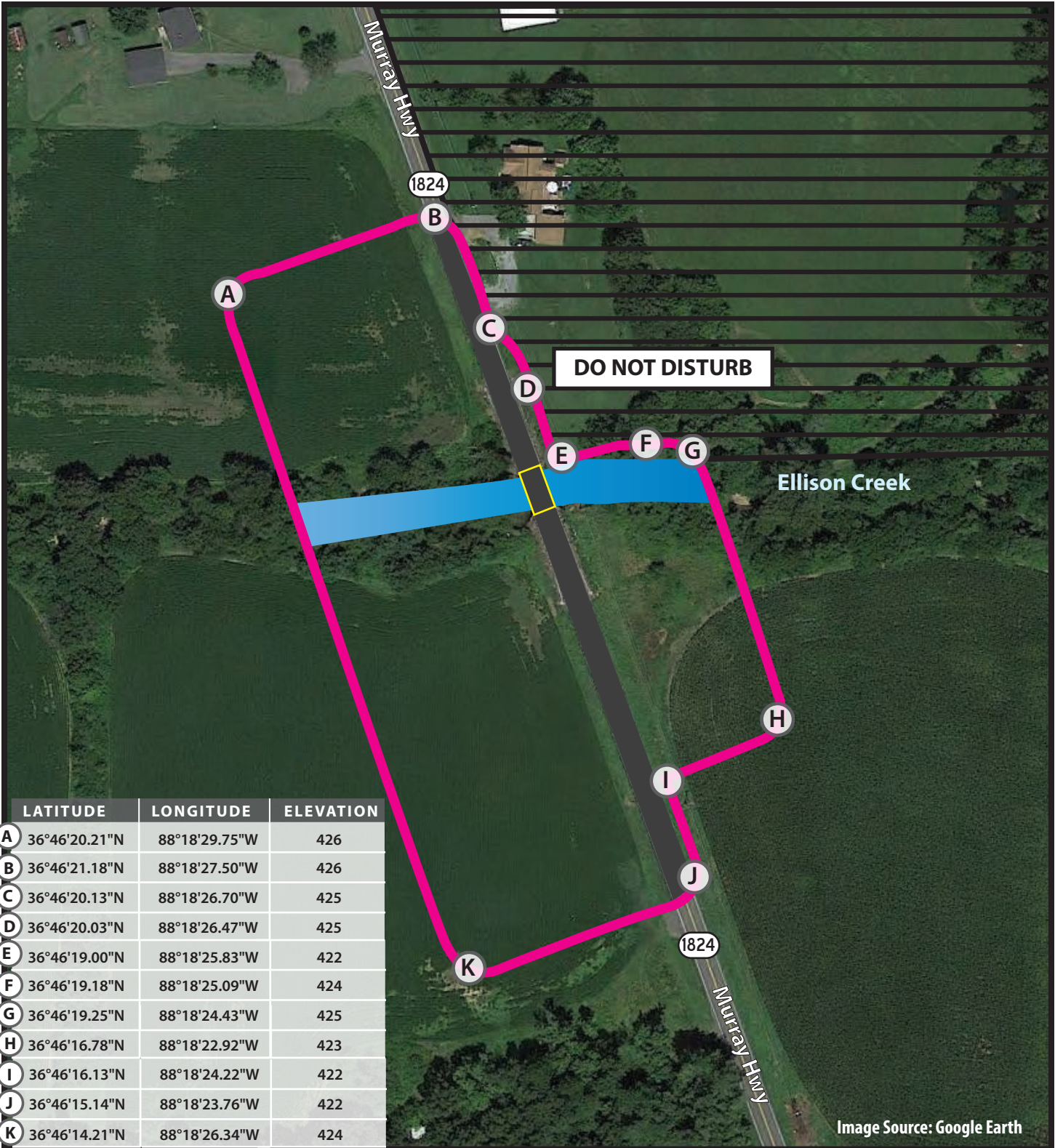


Image Source: Google Earth

NOTE: Latitude, Longitude and Elevation are approximate based on Google Earth

Environmentally Cleared Area

Ellison Creek

KY 1824 (Murray Hwy)

Bridge

Do Not Disturb

ID: 079B00029N
Item No.: 1-10028



KyTC BMP Plan for Project CID ## - #####



Kentucky Transportation Cabinet

Highway District 1

And

_____ **(2), Construction**

Kentucky Pollutant Discharge Elimination System

Permit KYR10

Best Management Practices (BMP) plan

Groundwater protection plan

For Highway Construction Activities

For

Rehab – Super Replacement

Project: CID ## - #####

KyTC BMP Plan for Project CID ## -

Project Information

Note – (1) = Design (2) = Construction (3) = Contractor

1. Owner: Kentucky Transportation Cabinet, District 1 (1)
2. Resident Engineer: (2)
3. Contractor Name: (2)
Address: (2)

Phone number: (2)
Contact: (2)
Contractor's agent responsible for compliance with KPDES permit requirements: (3)
4. Project Control Number: (2)
5. Route (Address): KY 1290 over Cane Creek (1)
6. Latitude/Longitude (project mid-point): 36°59'36.77" / 89°01'46.94" (1)
7. County (project mid-point): Ballard County (1)
8. Project start date (date work will begin): (2)
9. Projected completion date: (2)

KyTC BMP Plan for Project CID ## -

A. Site Description

1. **Nature of Construction Activity (from letting project description):** Address deficiencies of KY 1290 Bridge over Cane Creek (004B00055N), from MP 6.567 to MP 6.574, a distance of 0.007 mile, SYP No. 11-10039.00. (1)
2. **Order of major soil disturbing activities:** (2) and (3)
3. **Projected volume of material to be moved:** (3)
4. **Estimate of total project area (acres):** (3)
5. **Estimate of area to be disturbed (acres):** (3)
6. **Post construction runoff coefficient** will be included in the project drainage folder. Persons needing information pertaining to the runoff coefficient will contact the resident engineer to request this information. (1)
7. **Data describing existing soil condition:** Soils mapped by the US Department of Agriculture–Natural Resources Conservation Service consist of one soil type: Vicksburg silt loam (Vb) (Soil Survey Staff 2019). (1) & (2)
8. **Data describing existing discharge water quality (if any):** (2)
9. **Receiving water name:** Cane Creek (1)
10. **TMDLs and Pollutants of Concern in Receiving Waters:** (1 DEA)
11. **Site map:** Project layout sheet plus the erosion control sheets in the project plans that depict Disturbed Drainage Areas (DDAs) and related information. These sheets depict the existing project conditions with areas delineated by DDA (drainage area bounded by watershed breaks and right of way limits), the storm water discharge locations (either as a point discharge or as overland flow) and the areas that drain to each discharge point. These plans define the limits of areas to be disturbed and the location of control measures. Controls will be either site specific as designated by the designer or will be annotated by the contractor and resident engineer before disturbance commences. The project layout sheet shows the surface waters and wetlands.
12. **Potential sources of pollutants:** The primary source of pollutants is solids that are mobilized during storm events. Other sources of pollutants include oil/fuel/grease from servicing and operating construction equipment, concrete washout water, sanitary wastes and trash/debris. (3)

KyTC BMP Plan for Project CID ## -

B. Sediment and Erosion Control Measures

1. Plans for highway construction projects will include erosion control sheets that depict Disturbed Drainage Areas (DDAs) and related information. These plan sheets will show the existing project conditions with areas delineated by DDA within the right of way limits, the discharge points and the areas that drain to each discharge point. Project managers and designers will analyze the DDAs and identify Best Management Practices (BMPs) that are site specific. The balance of the BMPs for the project will be listed in the bid documents for selection and use by the contractor on the project with approval by the resident engineer.

Projects that do not have DDAs annotated on the erosion control sheets will employ the same concepts for development and managing BMP plans.

2. Following award of the contract, the contractor and resident engineer will annotate the erosion control sheets showing location and type of BMPs for each of the DDAs that will be disturbed at the outset of the project. This annotation will be accompanied by an order of work that reflects the order or sequence of major soil moving activities. The remaining DDAs are to be designated as "Do Not Disturb" until the contractor and resident engineer prepare the plan for BMPs to be employed. The initial BMP's shall be for the first phase (generally Clearing and Grubbing) and shall be modified as needed as the project changes phases. The BMP Plan will be modified to reflect disturbance in additional DDA's as the work progresses. All DDA's will have adequate BMP's in place before being disturbed.
3. As DDAs are prepared for construction, the following will be addressed for the project as a whole or for each DDA as appropriate:
 - **Construction Access**—This is the first land-disturbing activity. As soon as construction begins, bare areas will be stabilized with gravel and temporary mulch and/or vegetation.
 - **Sources**—At the beginning of the project, all DDAs for the project will be inspected for areas that are a source of storm water pollutants. Areas that are a source of pollutants will receive appropriate cover or BMPs to arrest the introduction of pollutants into storm water. Areas that have not been opened by the contractor will be inspected periodically (once per month) to determine if there is a need to employ BMPs to keep pollutants from entering storm water.
 - **Clearing and Grubbing**—The following BMP's will be considered and used where appropriate.
 - Leaving areas undisturbed when possible.
 - Silt basins to provide silt volume for large areas.

KyTC BMP Plan for Project CID ## -

- Silt Traps Type A for small areas.
 - Silt Traps Type C in front of existing and drop inlets which are to be saved.
 - Diversion ditches to catch sheet runoff and carry it to basins or traps or to divert it around areas to be disturbed.
 - Brush and/or other barriers to slow and/or divert runoff.
 - Silt fences to catch sheet runoff on short slopes. For longer slopes, multiple rows of silt fence may be considered.
 - Temporary mulch for areas which are not feasible for the fore mentioned types of protections.
 - Non-standard or innovative methods.
- **Cut and Fill and Placement of Drainage Structures**—The BMP Plan will be modified to show additional BMP's such as:
- Silt Traps Type B in ditches and/or drainways as they are completed.
 - Silt Traps Type C in front of pipes after they are placed.
 - Channel Lining.
 - Erosion Control Blanket.
 - Non-standard or innovative methods.
- **Profile and X-Section in Place**—The BMP Plan will be modified to show elimination of BMP's which had to be removed and the addition of new BMP's as the roadway was shaped. Probably changes include:
- Silt Trap Type A, Brush and/or other barriers, Temporary mulch, and any other BMP which had to be removed for final grading to take place.
 - Additional Silt Traps Type B and Type C to be placed as final drainage patterns are put in place.
 - Additional Channel Lining and/or Erosion Control Blanket.
 - Temporary mulch for areas where Permanent Seeding and Protection cannot be done within 21 days.
 - Special BMP's such as Karst Policy.
- **Finish Work (Paving, Seeding, Protect, etc.)**—A final BMP Plan will result from modifications during this phase of construction. Probable changes include:
- Removal of Silt Traps Type B from ditches and drainways if they are protected with other BMP's which are sufficient to control erosion, i.e. Erosion Control Blanket, or Permanent Seeding and Protection on moderate grades.

KyTC BMP Plan for Project CID ## -

- Permanent Seeding and Protection.
 - Placing Sod.
 - Planting trees and/or shrubs where they are included in the project.
- BMP's, including Storm Water Management Devices such as velocity dissipation devices and Karst policy BMP's, to be installed during construction to control the pollutants in storm water discharges that will occur after construction has been completed are: (3)

C. Other Control Measures

1. Solid Materials

No solid materials, including building materials, shall be discharged to waters of the commonwealth, except as authorized by a Section 404 permit.

2. Waste Materials

All waste materials that may leach pollutants (paint and paint containers, caulk tubes, oil/grease containers, liquids of any kind, soluble materials, etc.) will be collected and stored in appropriate covered waste containers. Waste containers shall be removed from the project site on a sufficiently frequent basis as to not allow wastes to become a source of pollution. All personnel will be instructed regarding the correct procedure for waste disposal. Wastes will be disposed in accordance with appropriate regulations. Notices stating these practices will be posted in the office.

3. Hazardous Waste

All hazardous waste materials will be managed and disposed of in the manner specified by local or state regulation. The contractor shall notify the Section Engineer if there any hazardous wastes being generated at the project site and how these wastes are being managed. Site personnel will be instructed with regard to proper storage and handling of hazardous wastes when required. The Transportation Cabinet will file for generator, registration when appropriate, with the Division of Waste Management and advise the contractor regarding waste management requirements.

4. Spill Prevention

The following material management practices will be used to reduce the risk of spills or other exposure of materials and substances to the weather and/or runoff.
(3)

➤ **Good Housekeeping**

The following good housekeeping practices will be followed onsite during the construction project.

KyTC BMP Plan for Project CID ## -

- An effort will be made to store only enough product required to do the job.
- All materials stored onsite will be stored in a neat, orderly manner in their appropriate containers and, if possible, under a roof or other enclosure.
- Products will be kept in their original containers with the original manufacturer's label.
- Substances will not be mixed with one another unless recommended by the manufacturer.
- Whenever possible, all of the product will be used up before disposing of the container.
- Manufacturers' recommendations for proper use and disposal will be followed.
- The site contractor will inspect daily to ensure proper use and disposal of materials onsite.

➤ **Hazardous Products**

These practices will be used to reduce the risks associated with any and all hazardous materials.

- Products will be kept in original containers unless they are not resealable.
- Original labels and material safety data sheets (MSDS) will be reviewed and retained.
- Contractor will follow procedures recommended by the manufacturer when handling hazardous materials.
- If surplus product must be disposed of, manufacturers' or state/local recommended methods for proper disposal will be followed.

5. **Product-specific Practices**

The following product-specific practices will be followed onsite:

➤ **Petroleum Products**

- Vehicles and equipment that are fueled and maintained on site will be monitored for leaks, and receive regular preventative maintenance to reduce the chance of leakage. Petroleum products onsite will be stored in tightly sealed containers, which are clearly labeled and will be protected from exposure to weather.
- The contractor shall prepare an Oil Pollution Spill Prevention Control and Countermeasure plan when the project that involves

KyTC BMP Plan for Project CID ## -

the storage of petroleum products in 55 gallon or larger containers with a total combined storage capacity of 1,320 gallons. This is a requirement of 40 CFR 112.

- This project (will / will not) (3) have over 1,320 gallons of petroleum products with a total capacity, sum of all containers 55 gallon capacity and larger.

➤ **Fertilizers**

Fertilizers will be applied at rates prescribed by the contract, standard specifications or as directed by the resident engineer. Once applied, fertilizer will be covered with mulch or blankets or worked into the soil to limit exposure to storm water. Storage will be in a covered shed. The contents of any partially used bags of fertilizer will be transferred to a sealable plastic bin to avoid spills.

➤ **Paints**

All containers will be tightly sealed and stored indoors or under roof when not being used. Excess paint or paint wash water will not be discharged to the drainage or storm sewer system but will be properly disposed of according to manufacturers' instructions or state and local regulations.

➤ **Concrete Truck Washout**

Concrete truck mixers and chutes will not be washed on pavement, near storm drain inlets, or within 75 feet of any ditch, stream, wetland, lake, or sinkhole. Where possible, excess concrete and wash water will be discharged to areas prepared for pouring new concrete, flat areas to be paved that are away from ditches or drainage system features, or other locations that will not drain off site. Where this approach is not possible, a shallow earthen wash basin will be excavated away from ditches to receive the wash water.

➤ **Spill Control Practices**

In addition to the good housekeeping and material management practices discussed in the previous sections of this plan, the following practices will be followed for spill prevention and cleanup:

- Manufacturers' recommended methods for spill cleanup will be clearly posted. All personnel will be made aware of procedures and the location of the information and cleanup supplies.
- Materials and equipment necessary for spill cleanup will be kept in the material storage area. Equipment and materials will include as appropriate, brooms, dust pans, mops, rags, gloves, oil absorbents, sand, sawdust, and plastic and metal trash containers.

KyTC BMP Plan for Project CID ## -

- All spills will be cleaned up immediately after discovery.
- The spill area will be kept well ventilated and personnel will wear appropriate protective clothing to prevent injury from contact with a hazardous substance.
- Spills of toxic or hazardous material will be reported to the appropriate state/local agency as required by KRS 224 and applicable federal law.
- The spill prevention plan will be adjusted as needed to prevent spills from reoccurring and improve spill response and cleanup.
- Spills of products will be cleaned up promptly. Wastes from spill clean-up will be disposed in accordance with appropriate regulations.

D. Other State and Local Plans

This BMP plan shall include any requirements specified in sediment and erosion control plans, storm water management plans or permits that have been approved by other state or local officials. Upon submittal of the NOI, other requirements for surface water protection are incorporated by reference into and are enforceable under this permit (even if they are not specifically included in this BMP plan). This provision does not apply to master or comprehensive plans, non-enforceable guidelines or technical guidance documents that are not identified in a specific plan or permit issued for the construction site by state or local officials. (1)

E. Maintenance

1. The BMP plan shall include a clear description of the maintenance procedures necessary to keep the control measures in good and effective operating condition.
2. Maintenance of BMPs during construction shall be a result of weekly and post rain event inspections with action being taken by the contractor to correct deficiencies.
3. Post Construction maintenance will be a function of normal highway maintenance operations. Following final project acceptance by the cabinet, district highway crews will be responsible for identification and correction of deficiencies regarding ground cover and cleaning of storm water BMPs. The project manager shall identify any BMPs that will be for the purpose of post construction storm water management with specific guidance for any non-routine maintenance. (1)

KyTC BMP Plan for Project CID ## -

F. Inspections

Inspection and maintenance practices that will be used to maintain erosion and sediment controls:

- All erosion prevention and sediment control measures will be inspected at least once each week and following any rain of one-half inch or more.
- Inspections will be conducted by individuals that have successfully completed KEPSC-RI course as required by Section 213.02.02 of the Standard Specifications for Road and Bridge Construction, current edition.
- Inspection reports will be written, signed, dated, and kept on file.
- Areas at final grade will be seeded and mulched within 14 days.
- Areas that are not at final grade where construction has ceased for a period of 21 days or longer and soil stock piles shall receive temporary mulch no later than 14 days from the last construction activity in that area.
- All measures will be maintained in good working order. If a repair is necessary, it will be initiated within 24 hours of being reported.
- Built-up sediment will be removed from behind the silt fence before it has reached halfway up the height of the fence.
- Silt fences will be inspected for bypassing, overtopping, undercutting, depth of sediment, tears, and to ensure attachment to secure posts.
- Sediment basins will be inspected for depth of sediment, and built-up sediment will be removed when it reaches 50 percent of the design capacity and at the end of the job.
- Diversion dikes and berms will be inspected and any breaches promptly repaired. Areas that are eroding or scouring will be repaired and re-seeded / mulched as needed.
- Temporary and permanent seeding and mulching will be inspected for bare spots, washouts, and healthy growth. Bare or eroded areas will be repaired as needed.
- All material storage and equipment servicing areas that involve the management of bulk liquids, fuels, and bulk solids will be inspected weekly for conditions that represent a release or possible release of pollutants to the environment.

KyTC BMP Plan for Project CID ## -

G. Non-Storm Water Discharges

It is expected that non-storm water discharges may occur from the site during the construction period. Examples of non-storm water discharges include:

- Water from water line flushings.
- Water form cleaning concrete trucks and equipment.
- Pavement wash waters (where no spills or leaks of toxic or hazardous materials have occurred).
- Uncontaminated groundwater and rain water (from dewatering during excavation).

All non-storm water discharges will be directed to the sediment basin or to a filter fence enclosure in a flat vegetated infiltration area or be filtered via another approved commercial product.

H. Groundwater Protection Plan (3)

This plan serves as the groundwater protection plan as required by 401 KAR 5:037.

- Contractors statement: (3)

The following activities, as enumerated by 401 KAR 5:037 Section 2, require the preparation and implementation of a groundwater protection plan, and will or may be conducted as part of this construction project:

_____2. (e) Land treatment or land disposal of a pollutant;

_____2. (f) Storing...or related handling of hazardous waste, solid waste or special waste...in tanks, drums, or other containers, or in piles (does not include wastes managed in a container placed for collection and removal of municipal solid waste for disposal off site);

_____2. (g) ...handling of materials in bulk quantities (equal or greater than 55 gallons or 100 pounds net dry weight transported held in an individual container) that, if released to the environment, would be a pollutant;

_____2. (j) Storing or related handling of road oils, dust suppressants at a central location;

_____2. (k) Application or related handling of road oils, dust suppressants or deicing materials (does not include use of chloride-based deicing materials applied to roads or parking lots);

_____2. (m) Installation, construction, operation, or abandonment of wells, bore holes, or core holes (does not include bore holes for the purpose of explosive demolition);

KyTC BMP Plan for Project CID ## -

Or, check the following only if there are no qualifying activities:

_____ There are no activities for this project as listed in 401 KAR 5:037 Section 2 that require the preparation and implementation of a groundwater protection plan.

The contractor is responsible for the preparation of a plan that addresses the 401 KAR 5:037 Section 3. (3) Elements of site specific groundwater protection plan:

- (a) General information about this project is covered in the Project information;
- (b) Activities that require a groundwater protection plan have been identified above;
- (c) Practices that will protect groundwater from pollution are addressed in *Section C: Other Control Measures*.
- (d) Implementation schedule—all practices required to prevent pollution of groundwater are to be in place prior to conducting the activity;
- (e) Training is required as a part of the ground water protection plan. All employees of the contractor, sub-contractor, and resident engineer personnel will be trained to understand the nature and requirements of this plan as they pertain to their job function(s). Training will be accomplished within one week of employment and annually thereafter. A record of training will be maintained by the contractor with a copy provided to the resident engineer.
- (f) Areas of the project and groundwater plan activities will be inspected as part of the weekly sediment and erosion control inspections
- (g) Certification (see signature page).

KyTC BMP Plan for Project CID ## - ####

Contractor and Resident Engineer Plan Certification

The contractor that is responsible for implementing this BMP plan is identified in the Project Information section of this plan.

The following certification applies to all parties that are signatory to this BMP plan:

I certify under penalty of law that this document and all attachments were prepared under my direction or supervision in accordance with a system designed to assure that qualified personnel properly gathered and evaluated the information submitted. Based on my inquiry of the person or persons who manage the system, or those persons directly responsible for gathering the information, the information submitted is, to the best of my knowledge and belief, true, accurate, and complete. I am aware that there are significant penalties for submitting false information, including the possibility of fine and imprisonment for knowing violations. Further, this plan complies with the requirements of 401 KAR 5:037. By this certification, the undersigned state that the individuals signing the plan have reviewed the terms of the plan and will implement its provisions as they pertain to ground water protection.

Resident Engineer and Contractor Certification:

(2) Resident Engineer signature

Signed _____	_____	_____
Typed or printed name ²	Title	Signature

(3) Signed _____	_____	_____
Typed or printed name ¹	Title	Signature

- 1. Contractors Note: to be signed by a person who is the owner, a responsible corporate officer, a general partner or the proprietor or a person designated to have the authority to sign reports by such a person in accordance with 401 KAR 5:060 Section 9. This delegation shall be in writing to: Manager, KPDES Branch, Division of Water, 14 Reilly Road, Frankfort, Kentucky 40601. Reference the Project Control Number (PCN) and KPDES number when one has been issued.
- 2. KYTC note: to be signed by the Chief District Engineer or a person designated to have the authority to sign reports by such a person (usually the resident engineer) in accordance with 401 KAR 5:060 Section 9. This delegation shall be in writing to: Manager, KPDES Branch, Division of Water, 14 Reilly Road, Frankfort, Kentucky 40601. Reference the Project Control Number (PCN) and KPDES number when one has been issued.

KyTC BMP Plan for Project CID ## - ####

Sub-Contractor Certification

The following sub-contractor shall be made aware of the BMP plan and responsible for implementation of BMPs identified in this plan as follows:

Subcontractor Name:

Address:

Phone:

The part of BMP plan this subcontractor is responsible to implement is:

I certify under penalty of law that I understand the terms and conditions of the general Kentucky Pollutant Discharge Elimination System permit that authorizes the storm water discharges, the BMP plan that has been developed to manage the quality of water to be discharged as a result of storm events associated with the construction site activity and management of non-storm water pollutant sources identified as part of this certification.

Signed _____, _____

Typed or printed name¹TitleSignature

1. Sub-Contractor Note: to be signed by a person who is the owner, a responsible corporate officer, a general partner or the proprietor or a person designated to have the authority to sign reports by such a person in accordance with 401 KAR 5:060 Section 9. This delegation shall be in writing to: Manager, KPDES Branch, Division of Water, 14 Reilly Road, Frankfort, Kentucky 40601. Reference the Project Control Number (PCN) and KPDES number when one has been issued.

KyTC BMP Plan for Project CID ## - #####



Kentucky Transportation Cabinet

Highway District 1

And

_____ **(2), Construction**

Kentucky Pollutant Discharge Elimination System

Permit KYR10

Best Management Practices (BMP) plan

Groundwater protection plan

For Highway Construction Activities

For

Rehab – Super Replacement

Project: CID ## - #####

KyTC BMP Plan for Project CID ## -

Project Information

Note – (1) = Design (2) = Construction (3) = Contractor

1. Owner – Kentucky Transportation Cabinet, District 1 (1)
2. Resident Engineer: (2)
3. Contractor Name: (2)
Address: (2)

Phone number: (2)
Contact: (2)
Contractor's agent responsible for compliance with KPDES permit requirements: (3)
4. Project Control Number: (2)
5. Route (Address): KY 1824 over Peggy Ann Creek (1)
6. Latitude/Longitude (project mid-point): 36°46'18.7" / 88°18'26.0" (1)
7. County (project mid-point): Marshall County (1)
8. Project start date (date work will begin): (2)
9. Projected completion date: (2)

KyTC BMP Plan for Project CID ## -

A. Site Description

1. **Nature of Construction Activity (from letting project description):** Address deficiencies of KY 1824 Bridge over Peggy Ann Creek (a.k.a. Ellison Creek) (079B00029N), MP 1.65, SYP No. 01-10028.00. (1)
2. **Order of major soil disturbing activities:** (2) and (3)
3. **Projected volume of material to be moved:** (3)
4. **Estimate of total project area (acres):** (3)
5. **Estimate of area to be disturbed (acres):** (3)
6. **Post construction runoff coefficient** will be included in the project drainage folder. Persons needing information pertaining to the runoff coefficient will contact the resident engineer to request this information. (1)
7. **Data describing existing soil condition:** Soils mapped by the USDA-NRCS consist of Calloway silt loam (CaB2) and Center silt loam (CeB); and one soil complex, Collins-Luka (Cu) (Soil Survey Staff 2019). Calloway silt loam soils are interfluvial, derived from thick fine-silty noncalcareous loess, are somewhat poorly drained, and the frequency of flooding is none. Center silt loam is found on stream terraces. They are derived from fine-silty alluvium, are moderately well drained and the frequency of flooding is none. Collins soils are found on drainageways and floodplains, are derived from coarse-silty alluvium, are moderately well drained and are occasionally prone to flooding. Luka soils are found on floodplains, are derived from coarse-loamy alluvium, are moderately well drained and are occasionally prone to flooding. (1) and (2)
8. **Data describing existing discharge water quality (if any):** (2)
9. **Receiving water name:** Peggy Ann Creek (a.k.a. Ellison Creek) (1)
10. **TMDLs and Pollutants of Concern in Receiving Waters:** (1 DEA)
11. **Site map:** Project layout sheet plus the erosion control sheets in the project plans that depict Disturbed Drainage Areas (DDAs) and related information. These sheets depict the existing project conditions with areas delineated by DDA (drainage area bounded by watershed breaks and right of way limits), the storm water discharge locations (either as a point discharge or as overland flow) and the areas that drain to each discharge point. These plans define the limits of areas to be disturbed and the location of control measures. Controls will be either site specific as designated by the designer or will be annotated by the contractor and resident engineer before disturbance commences. The project

KyTC BMP Plan for Project CID ## -

layout sheet shows the surface waters and wetlands.

12. **Potential sources of pollutants:** The primary source of pollutants is solids that are mobilized during storm events. Other sources of pollutants include oil/fuel/grease from servicing and operating construction equipment, concrete washout water, sanitary wastes and trash/debris. (3)

B. Sediment and Erosion Control Measures

1. Plans for highway construction projects will include erosion control sheets that depict Disturbed Drainage Areas (DDAs) and related information. These plan sheets will show the existing project conditions with areas delineated by DDA within the right of way limits, the discharge points and the areas that drain to each discharge point. Project managers and designers will analyze the DDAs and identify Best Management Practices (BMPs) that are site specific. The balance of the BMPs for the project will be listed in the bid documents for selection and use by the contractor on the project with approval by the resident engineer.

Projects that do not have DDAs annotated on the erosion control sheets will employ the same concepts for development and managing BMP plans.

2. Following award of the contract, the contractor and resident engineer will annotate the erosion control sheets showing location and type of BMPs for each of the DDAs that will be disturbed at the outset of the project. This annotation will be accompanied by an order of work that reflects the order or sequence of major soil moving activities. The remaining DDAs are to be designated as "Do Not Disturb" until the contractor and resident engineer prepare the plan for BMPs to be employed. The initial BMP's shall be for the first phase (generally Clearing and Grubbing) and shall be modified as needed as the project changes phases. The BMP Plan will be modified to reflect disturbance in additional DDA's as the work progresses. All DDA's will have adequate BMP's in place before being disturbed.
3. As DDAs are prepared for construction, the following will be addressed for the project as a whole or for each DDA as appropriate:
 - **Construction Access**—This is the first land-disturbing activity. As soon as construction begins, bare areas will be stabilized with gravel and temporary mulch and/or vegetation.
 - **Sources**—At the beginning of the project, all DDAs for the project will be inspected for areas that are a source of storm water pollutants. Areas that are a source of pollutants will receive appropriate cover or BMPs to arrest the introduction of pollutants into storm water. Areas that have not been opened by the contractor will be inspected periodically (once per month) to

KyTC BMP Plan for Project CID ## -

determine if there is a need to employ BMPs to keep pollutants from entering storm water.

- **Clearing and Grubbing**—The following BMP's will be considered and used where appropriate.
 - Leaving areas undisturbed when possible.
 - Silt basins to provide silt volume for large areas.
 - Silt Traps Type A for small areas.
 - Silt Traps Type C in front of existing and drop inlets which are to be saved.
 - Diversion ditches to catch sheet runoff and carry it to basins or traps or to divert it around areas to be disturbed.
 - Brush and/or other barriers to slow and/or divert runoff.
 - Silt fences to catch sheet runoff on short slopes. For longer slopes, multiple rows of silt fence may be considered.
 - Temporary mulch for areas which are not feasible for the fore mentioned types of protections.
 - Non-standard or innovative methods.
- **Cut and Fill and Placement of Drainage Structures**—The BMP Plan will be modified to show additional BMP's such as:
 - Silt Traps Type B in ditches and/or drainways as they are completed.
 - Silt Traps Type C in front of pipes after they are placed.
 - Channel Lining.
 - Erosion Control Blanket.
 - Non-standard or innovative methods.
- **Profile and X-Section in Place**—The BMP Plan will be modified to show elimination of BMP's which had to be removed and the addition of new BMP's as the roadway was shaped. Probably changes include:
 - Silt Trap Type A, Brush and/or other barriers, Temporary mulch, and any other BMP which had to be removed for final grading to take place.
 - Additional Silt Traps Type B and Type C to be placed as final drainage patterns are put in place.
 - Additional Channel Lining and/or Erosion Control Blanket.
 - Temporary mulch for areas where Permanent Seeding and Protection cannot be done within 21 days.
 - Special BMP's such as Karst Policy.

KyTC BMP Plan for Project CID ## -

- **Finish Work (Paving, Seeding, Protect, etc.)**—A final BMP Plan will result from modifications during this phase of construction. Probable changes include:
 - Removal of Silt Traps Type B from ditches and drainways if they are protected with other BMP's which are sufficient to control erosion, i.e. Erosion Control Blanket, or Permanent Seeding and Protection on moderate grades.
 - Permanent Seeding and Protection.
 - Placing Sod.
 - Planting trees and/or shrubs where they are included in the project.
- BMP's, including Storm Water Management Devices such as velocity dissipation devices and Karst policy BMP's, to be installed during construction to control the pollutants in storm water discharges that will occur after construction has been completed are: (3)

C. Other Control Measures

1. Solid Materials

No solid materials, including building materials, shall be discharged to waters of the commonwealth, except as authorized by a Section 404 permit.

2. Waste Materials

All waste materials that may leach pollutants (paint and paint containers, caulk tubes, oil/grease containers, liquids of any kind, soluble materials, etc.) will be collected and stored in appropriate covered waste containers. Waste containers shall be removed from the project site on a sufficiently frequent basis as to not allow wastes to become a source of pollution. All personnel will be instructed regarding the correct procedure for waste disposal. Wastes will be disposed in accordance with appropriate regulations. Notices stating these practices will be posted in the office.

3. Hazardous Waste

All hazardous waste materials will be managed and disposed of in the manner specified by local or state regulation. The contractor shall notify the Section Engineer if there any hazardous wastes being generated at the project site and how these wastes are being managed. Site personnel will be instructed with regard to proper storage and handling of hazardous wastes when required. The Transportation Cabinet will file for generator, registration when appropriate, with the Division of Waste Management and advise the contractor regarding waste management requirements.

KyTC BMP Plan for Project CID ## -

4. Spill Prevention

The following material management practices will be used to reduce the risk of spills or other exposure of materials and substances to the weather and/or runoff.

(3)

➤ Good Housekeeping

The following good housekeeping practices will be followed onsite during the construction project.

- An effort will be made to store only enough product required to do the job.
- All materials stored onsite will be stored in a neat, orderly manner in their appropriate containers and, if possible, under a roof or other enclosure.
- Products will be kept in their original containers with the original manufacturer's label.
- Substances will not be mixed with one another unless recommended by the manufacturer.
- Whenever possible, all of the product will be used up before disposing of the container.
- Manufacturers' recommendations for proper use and disposal will be followed.
- The site contractor will inspect daily to ensure proper use and disposal of materials onsite.

➤ Hazardous Products

These practices will be used to reduce the risks associated with any and all hazardous materials.

- Products will be kept in original containers unless they are not resealable.
- Original labels and material safety data sheets (MSDS) will be reviewed and retained.
- Contractor will follow procedures recommended by the manufacturer when handling hazardous materials.
- If surplus product must be disposed of, manufacturers' or state/local recommended methods for proper disposal will be followed.

5. Product-specific Practices

The following product-specific practices will be followed onsite:

KyTC BMP Plan for Project CID ## -

➤ **Petroleum Products**

- Vehicles and equipment that are fueled and maintained on site will be monitored for leaks, and receive regular preventative maintenance to reduce the chance of leakage. Petroleum products onsite will be stored in tightly sealed containers, which are clearly labeled and will be protected from exposure to weather.
- The contractor shall prepare an Oil Pollution Spill Prevention Control and Countermeasure plan when the project that involves the storage of petroleum products in 55 gallon or larger containers with a total combined storage capacity of 1,320 gallons. This is a requirement of 40 CFR 112.
- This project (will / will not) (3) have over 1,320 gallons of petroleum products with a total capacity, sum of all containers 55 gallon capacity and larger.

➤ **Fertilizers**

Fertilizers will be applied at rates prescribed by the contract, standard specifications or as directed by the resident engineer. Once applied, fertilizer will be covered with mulch or blankets or worked into the soil to limit exposure to storm water. Storage will be in a covered shed. The contents of any partially used bags of fertilizer will be transferred to a sealable plastic bin to avoid spills.

➤ **Paints**

All containers will be tightly sealed and stored indoors or under roof when not being used. Excess paint or paint wash water will not be discharged to the drainage or storm sewer system but will be properly disposed of according to manufacturers' instructions or state and local regulations.

➤ **Concrete Truck Washout**

Concrete truck mixers and chutes will not be washed on pavement, near storm drain inlets, or within 75 feet of any ditch, stream, wetland, lake, or sinkhole. Where possible, excess concrete and wash water will be discharged to areas prepared for pouring new concrete, flat areas to be paved that are away from ditches or drainage system features, or other locations that will not drain off site. Where this approach is not possible, a shallow earthen wash basin will be excavated away from ditches to receive the wash water.

➤ **Spill Control Practices**

In addition to the good housekeeping and material management practices discussed in the previous sections of this plan, the following practices will be followed for spill prevention and cleanup:

KyTC BMP Plan for Project CID ## -

- Manufacturers' recommended methods for spill cleanup will be clearly posted. All personnel will be made aware of procedures and the location of the information and cleanup supplies.
- Materials and equipment necessary for spill cleanup will be kept in the material storage area. Equipment and materials will include as appropriate, brooms, dust pans, mops, rags, gloves, oil absorbents, sand, sawdust, and plastic and metal trash containers.
- All spills will be cleaned up immediately after discovery.
- The spill area will be kept well ventilated and personnel will wear appropriate protective clothing to prevent injury from contact with a hazardous substance.
- Spills of toxic or hazardous material will be reported to the appropriate state/local agency as required by KRS 224 and applicable federal law.
- The spill prevention plan will be adjusted as needed to prevent spills from reoccurring and improve spill response and cleanup.
- Spills of products will be cleaned up promptly. Wastes from spill clean-up will be disposed in accordance with appropriate regulations.

D. Other State and Local Plans

This BMP plan shall include any requirements specified in sediment and erosion control plans, storm water management plans or permits that have been approved by other state or local officials. Upon submittal of the NOI, other requirements for surface water protection are incorporated by reference into and are enforceable under this permit (even if they are not specifically included in this BMP plan). This provision does not apply to master or comprehensive plans, non-enforceable guidelines or technical guidance documents that are not identified in a specific plan or permit issued for the construction site by state or local officials. (1)

E. Maintenance

1. The BMP plan shall include a clear description of the maintenance procedures necessary to keep the control measures in good and effective operating condition.
2. Maintenance of BMPs during construction shall be a result of weekly and post rain event inspections with action being taken by the contractor to correct deficiencies.
3. Post Construction maintenance will be a function of normal highway maintenance operations. Following final project acceptance by the cabinet, district highway

KyTC BMP Plan for Project CID ## -

crews will be responsible for identification and correction of deficiencies regarding ground cover and cleaning of storm water BMPs. The project manager shall identify any BMPs that will be for the purpose of post construction storm water management with specific guidance for any non-routine maintenance. (1)

F. Inspections

Inspection and maintenance practices that will be used to maintain erosion and sediment controls:

- All erosion prevention and sediment control measures will be inspected at least once each week and following any rain of one-half inch or more.
- Inspections will be conducted by individuals that have successfully completed KEPSC-RI course as required by Section 213.02.02 of the Standard Specifications for Road and Bridge Construction, current edition.
- Inspection reports will be written, signed, dated, and kept on file.
- Areas at final grade will be seeded and mulched within 14 days.
- Areas that are not at final grade where construction has ceased for a period of 21 days or longer and soil stock piles shall receive temporary mulch no later than 14 days from the last construction activity in that area.
- All measures will be maintained in good working order. If a repair is necessary, it will be initiated within 24 hours of being reported.
- Built-up sediment will be removed from behind the silt fence before it has reached halfway up the height of the fence.
- Silt fences will be inspected for bypassing, overtopping, undercutting, depth of sediment, tears, and to ensure attachment to secure posts.
- Sediment basins will be inspected for depth of sediment, and built-up sediment will be removed when it reaches 50 percent of the design capacity and at the end of the job.
- Diversion dikes and berms will be inspected and any breaches promptly repaired. Areas that are eroding or scouring will be repaired and re-seeded / mulched as needed.
- Temporary and permanent seeding and mulching will be inspected for bare spots, washouts, and healthy growth. Bare or eroded areas will be repaired as needed.
- All material storage and equipment servicing areas that involve the management of bulk liquids, fuels, and bulk solids will be inspected weekly

KyTC BMP Plan for Project CID ## -

for conditions that represent a release or possible release of pollutants to the environment.

G. Non–Storm Water Discharges

It is expected that non-storm water discharges may occur from the site during the construction period. Examples of non-storm water discharges include:

- Water from water line flushings.
- Water form cleaning concrete trucks and equipment.
- Pavement wash waters (where no spills or leaks of toxic or hazardous materials have occurred).
- Uncontaminated groundwater and rain water (from dewatering during excavation).

All non-storm water discharges will be directed to the sediment basin or to a filter fence enclosure in a flat vegetated infiltration area or be filtered via another approved commercial product.

H. Groundwater Protection Plan (3)

This plan serves as the groundwater protection plan as required by 401 KAR 5:037.

- Contractors statement: (3)

The following activities, as enumerated by 401 KAR 5:037 Section 2, require the preparation and implementation of a groundwater protection plan, and will or may be conducted as part of this construction project:

_____2. (e) Land treatment or land disposal of a pollutant;

_____2. (f) Storing...or related handling of hazardous waste, solid waste or special waste...in tanks, drums, or other containers, or in piles (does not include wastes managed in a container placed for collection and removal of municipal solid waste for disposal off site);

_____2. (g) ...handling of materials in bulk quantities (equal or greater than 55 gallons or 100 pounds net dry weight transported held in an individual container) that, if released to the environment, would be a pollutant;

_____2. (j) Storing or related handling of road oils, dust suppressants at a central location;

KyTC BMP Plan for Project CID ## - ####

_____2. (k) Application or related handling of road oils, dust suppressants or deicing materials (does not include use of chloride-based deicing materials applied to roads or parking lots);

_____2. (m) Installation, construction, operation, or abandonment of wells, bore holes, or core holes (does not include bore holes for the purpose of explosive demolition);

Or, check the following only if there are no qualifying activities:

_____ There are no activities for this project as listed in 401 KAR 5:037 Section 2 that require the preparation and implementation of a groundwater protection plan.

The contractor is responsible for the preparation of a plan that addresses the 401 KAR 5:037 Section 3. (3) Elements of site specific groundwater protection plan:

- (a) General information about this project is covered in the Project information;
- (b) Activities that require a groundwater protection plan have been identified above;
- (c) Practices that will protect groundwater from pollution are addressed in *Section C: Other Control Measures*.
- (d) Implementation schedule—all practices required to prevent pollution of groundwater are to be in place prior to conducting the activity;
- (e) Training is required as a part of the ground water protection plan. All employees of the contractor, sub-contractor, and resident engineer personnel will be trained to understand the nature and requirements of this plan as they pertain to their job function(s). Training will be accomplished within one week of employment and annually thereafter. A record of training will be maintained by the contractor with a copy provided to the resident engineer.
- (f) Areas of the project and groundwater plan activities will be inspected as part of the weekly sediment and erosion control inspections
- (g) Certification (see signature page).

KyTC BMP Plan for Project CID ## - ####

Contractor and Resident Engineer Plan Certification

The contractor that is responsible for implementing this BMP plan is identified in the Project Information section of this plan.

The following certification applies to all parties that are signatory to this BMP plan:

I certify under penalty of law that this document and all attachments were prepared under my direction or supervision in accordance with a system designed to assure that qualified personnel properly gathered and evaluated the information submitted. Based on my inquiry of the person or persons who manage the system, or those persons directly responsible for gathering the information, the information submitted is, to the best of my knowledge and belief, true, accurate, and complete. I am aware that there are significant penalties for submitting false information, including the possibility of fine and imprisonment for knowing violations. Further, this plan complies with the requirements of 401 KAR 5:037. By this certification, the undersigned state that the individuals signing the plan have reviewed the terms of the plan and will implement its provisions as they pertain to ground water protection.

Resident Engineer and Contractor Certification:

(2) Resident Engineer signature

Signed _____	_____	_____
Typed or printed name ²	Title	Signature

(3) Signed _____	_____	_____
Typed or printed name ¹	Title	Signature

- 1. *Contractors Note: to be signed by a person who is the owner, a responsible corporate officer, a general partner or the proprietor or a person designated to have the authority to sign reports by such a person in accordance with 401 KAR 5:060 Section 9. This delegation shall be in writing to: Manager, KPDES Branch, Division of Water, 14 Reilly Road, Frankfort, Kentucky 40601. Reference the Project Control Number (PCN) and KPDES number when one has been issued.*
- 2. *KYTC note: to be signed by the Chief District Engineer or a person designated to have the authority to sign reports by such a person (usually the resident engineer) in accordance with 401 KAR 5:060 Section 9. This delegation shall be in writing to: Manager, KPDES Branch, Division of Water, 14 Reilly Road, Frankfort, Kentucky 40601. Reference the Project Control Number (PCN) and KPDES number when one has been issued.*

KyTC BMP Plan for Project CID ## - ####

Sub-Contractor Certification

The following sub-contractor shall be made aware of the BMP plan and responsible for implementation of BMPs identified in this plan as follows:

Subcontractor Name:

Address:

Phone:

The part of BMP plan this subcontractor is responsible to implement is:

I certify under penalty of law that I understand the terms and conditions of the general Kentucky Pollutant Discharge Elimination System permit that authorizes the storm water discharges, the BMP plan that has been developed to manage the quality of water to be discharged as a result of storm events associated with the construction site activity and management of non-storm water pollutant sources identified as part of this certification.

Signed _____, _____

Typed or printed name¹TitleSignature

1. Sub-Contractor Note: to be signed by a person who is the owner, a responsible corporate officer, a general partner or the proprietor or a person designated to have the authority to sign reports by such a person in accordance with 401 KAR 5:060 Section 9. This delegation shall be in writing to: Manager, KPDES Branch, Division of Water, 14 Reilly Road, Frankfort, Kentucky 40601. Reference the Project Control Number (PCN) and KPDES number when one has been issued.

SPECIAL NOTE FOR CONTRACT COMPLETION DATE AND LIQUIDATED DAMAGES ON BRIDGE REPAIR CONTRACTS

01-10020.00 Ballard 004B00055N

I. COMPLETION DATE.

Upon Notice to Proceed, the Contractor has the option of selecting the Begin Work date. Once selected, notify the Department in writing of the date selected at least two weeks prior to beginning work and provide a proposed project schedule. All work is to be completed by the specified contract completion date. The Contractor is allotted 90 calendar days once the bridge is closed to complete all work to safely reopen the structure with no lane closures. At a minimum, prior to reopening the bridge to traffic, all strength requirements and curing for materials used shall be completed per Division 600 of the Standard Specifications. Guardrail shall be installed to the satisfaction of the Engineer prior to reopening the bridge to traffic unless prior approval is obtained from the engineer for use of temporary railing.

The Engineer will begin charging calendar days for a structure on the day the Contractor closes the structure to traffic, regardless of holidays or seasonal weather limitations.

II. LIQUIDATED DAMAGES.

Liquidated damages will be assessed to the Contractor in accordance with the Transportation Cabinet, Department of Highway's current Standard Specifications for Road and Bridge Construction, Section 108.09, when either the allotted number of calendar days or the specified completion date is exceeded.

Contrary to the Standard Specifications, liquidated damages will be assessed to the Contractor during the months of December, January, February and March when the contract time has expired on any individual bridge. Contract time will be charged during these months. All construction must be completed in accordance with the weather limitations specified in Section 606 and/or Section 601 as applicable. No extension of Contract time will be granted due to inclement weather or temperature limitations that occur due to starting work on the Contract or a structure late in the construction season.

Any approval of cold weather plans or allowance of construction operations to occur outside Section 606 and/or Section 601 does not alleviate the 90 day maximum bridge closure. In the event the closure lasts longer than 90 calendar days as specified, liquidated damages will apply to all excess days regardless of weather limitations.

**SPECIAL NOTE FOR CONTRACT COMPLETION DATE AND
LIQUIDATED DAMAGES ON BRIDGE REPAIR CONTRACTS
1-10028.00 Marshall 079B00029N**

I. COMPLETION DATE.

Upon Notice to Proceed, the Contractor has the option of selecting the Begin Work date. Once selected, notify the Department in writing of the date selected at least two weeks prior to beginning work and provide a proposed project schedule. All work is to be completed by the specified contract completion date. The Contractor is allotted 60 calendar days once the bridge is closed to complete all work to safely reopen the structure with no lane closures. At a minimum, prior to reopening the bridge to traffic, all strength requirements and curing for materials used shall be completed per Division 600 of the Standard Specifications. Guardrail shall be installed to the satisfaction of the Engineer prior to reopening the bridge to traffic unless prior approval is obtained from the engineer for use of temporary railing.

The Engineer will begin charging calendar days for a structure on the day the Contractor closes the structure to traffic, regardless of holidays or seasonal weather limitations.

II. LIQUIDATED DAMAGES.

Liquidated damages will be assessed to the Contractor in accordance with the Transportation Cabinet, Department of Highway's current Standard Specifications for Road and Bridge Construction, Section 108.09, when either the allotted number of calendar days or the specified completion date is exceeded.

Contrary to the Standard Specifications, liquidated damages will be assessed to the Contractor during the months of December, January, February and March when the contract time has expired on any individual bridge. Contract time will be charged during these months. All construction must be completed in accordance with the weather limitations specified in Section 606 and/or Section 601 as applicable. No extension of Contract time will be granted due to inclement weather or temperature limitations that occur due to starting work on the Contract or a structure late in the construction season.

Any approval of cold weather plans or allowance of construction operations to occur outside Section 606 and/or Section 601 does not alleviate the 60-day maximum bridge closure. In the event the closure lasts longer than 60 calendar days as specified, liquidated damages will apply to all excess days regardless of weather limitations.

SPECIAL NOTE

Tree Clearing Restriction

01-10028.00 Marchall 079B00029N

01-10020.00 Ballard 004B00055N

DUE TO THE RECOVEREY PLAN FOR ENDANGERED BATS, NO TREE
CLEARING IS PERMITTED FROM JUNE 1 THROUGH JULY 31.

**If there are any questions regarding this note, please contact Danny Peake,
Director, Division of Environmental Analysis, 200 Mero Street, Frankfort, KY
40601, Phone: (502) 564-7250.**

Special Note for Bridge Demolition, Renovation and Asbestos Abatement

If the project includes any bridge demolition or renovation, the successful bidder is required to notify Kentucky Division for Air Quality (KDAQ) via filing of form (DEP 7036) a minimum of 10 working days prior to commencement of any bridge demolition or renovation work.

Any available information regarding possible asbestos containing materials (ACM) on or within bridges to be affected by the project has been included in the bid documents. These are to be included with the Contractor's notification filed with the KDAQ. If not included in the bid documents, the Department will provide that information to the successful bidder for inclusion in the KDAQ notice as soon as possible. If there are no documents stating otherwise, the bidders should assume there are no asbestos containing materials that will in any way affect the work.



Asbestos Inspection Report

To: Tom Springer, QK4, Inc.

Date: March 5, 2019

Conducted By: Russell H. Brooks, LFI, Inc.
Kentucky Accredited Asbestos Inspector #I18-06-9270

Project and Structure Identification

Project: Ballard County: Item No. 1-10020

Structure ID: #004B00055N

Structure Location: Ky-1290 Over Cane Creek, Ballard County, Kentucky

Sample Description: No suspect asbestos containing (ACM) were observed

Inspection Date: February 28, 2019

Results and Recommendations

The asbestos inspection was performed in accordance with current United States Environmental Protection Agency (US EPA) regulations, specifically 40 CFR Part 61, Asbestos National Emissions Standards for Hazardous Air Pollutants (NESHAP) revision, final rule effective November 20, 1990.

It is recommended that this report accompany the 10-Day Notice of Intent for Demolition ([DEP7036 Form](#)) which is to be submitted to the Kentucky Division of Air Quality prior to abatement, demolition, or renovation of any building or structure in the Commonwealth.

No suspect asbestos containing (ACM) were observed.

Commonwealth of Kentucky
Department for Environmental Protection
Division for Air Quality

Russell Henry Brooks

Has met the requirements of 401 KAR 58.005 and is accredited as an:

**Asbestos
Inspector**

Accreditation Number: **118-06-9270**

Issue Date: **6/12/2018**

Expiration Date: **6/5/2019**

**NOTIFICATION OF ASBESTOS
ABATEMENT/DEMOLITION/RENOVATION**
(Instructions for completing form on back)

File this form with Regional Office where project will be performed

Kentucky Division for Air Quality
300 Sower Boulevard, 2nd Floor
Frankfort, KY 40601

PAGE 1 OF
INITIAL SUBMITTAL DATE
REVISION DATE
NOTIFICATION #

OFFICE USE ONLY

ID #

LOG #

Contractor _____
 Address _____
 City _____ State _____ Zip _____
 Phone _____ Contact Person _____
Owner _____
 Address _____
 City _____ State _____ Zip _____
 Phone _____ Contact Person _____

Project Location _____
 Address _____
 City _____ State _____ Zip _____
 Facility Age (yrs.) _____ Size of Facility or Affected Part (sq.ft.) _____
 #Floors Affected _____ Present and Prior Use of Facility _____

TYPE OF PROJECT (CHECK ONLY ONE):
 Renovation ☐ Demolition ☐ Ordered Demolition ☐ Emergency ☐ Long-term ☐

TYPE OF PROJECT (CHECK ONLY ONE):

☐ Renovation ☐ Demolition ☐ Ordered Demolition ☐ Emergency ☐ Long-term

PROJECT DATES:

Start Removal	End Removal
Start Renovation/Demolition	End Renovation/Demolition

Amount of ACM to be Removed:

	Regulated ACM (RACM)	Category II nonfriable ACM (optional)	Category I nonfriable ACM (optional)
Linear Feet			
Square Feet			
Cubic Feet			

INSTRUCTIONS FOR COMPLETING FORM DEP7036: NOTIFICATION OF ASBESTOS ABATEMENT/DEMOLITION/RENOVATION

Filing Deadline: This form must be completed and filed with the Kentucky Division for Air Quality at least ten (10) working days before starting any asbestos removal, demolition, or other work which will disturb asbestos-containing material (ACM) in Kentucky facilities outside Jefferson County and in schools statewide, including Jefferson County. File with appropriate Regional Office.

Renotification: If developments occur that invalidate information on a notification (e.g., changes in dates, amounts, locations), file a revised form within the time frames specified in 401 KAR 58:025. Notifications may be numbered in the top-left corner (optional). First two digits are project year; remaining digits are project number (e.g., the first project in 1999 is 99-1).

Attachments: Attachments may be included to provide additional information, propose alternative procedures, declare nonfriable removal, identify secondary transporters, etc.

Line-by-Line Instructions:

Contractor/Owner: the asbestos remover (or, for zero-asbestos demolitions, the demolition contractor). The owner is the entity having the work done.
Project Location: The location at the address given where the work is taking place (e.g., which building/floor/room?).

Present/Prior Use: Enter the present and prior use(s) of the facility.

Type of Project: Each choice shown in this category has a specific description under 401 KAR 58:025:

Emergency renovations result from a sudden, unexpected event. If the project is an emergency renovation, attach a detailed description of the sudden, unexpected event that necessitated removal. Include the exact date and hour the event occurred and explain how the event caused an unsafe condition, or would cause equipment damage or unreasonable financial burden.

Planned renovations are renovations that do not qualify as emergency renovations.

A long-term notification is a type of planned renovation which involves a number of nonscheduled small-scale removals whose annual total exceeds the NESHAP threshold amounts and can be estimated based on past years' experience. File yearly estimate at least 10 working days before the beginning of the calendar year for which a long-term notification is being given.

Demolitions involve the wrecking or taking out of a load-supporting structural member, such as a load-bearing beam or wall. Tearing down a structure, dismantling it piecemeal, and moving it from one place to another are all considered demolitions.

Ordered demolitions must result from a demolition order issued by a government agency because the building is structurally unsound and in danger of imminent collapse. For ordered demolitions, attach to the notification a signed, dated copy of order that includes demolition deadlines and name/title/authority of the government representative issuing the order.

Project Dates: Schedules must be precise and accurate. The "start removal" date is the date the removers arrive on-site and begin physically preparing the work area for removal. "End removal" is the date the removers dismantle the work area after cleaning and clearing it. If circumstances arise that invalidate previously submitted start dates, a revised notification must be submitted showing the updated, correct start date. If the start date has been moved up, submit written renotification at least ten working days before the new start date. If the start date has been moved back, telephone the Division as soon as possible before the original date and submit written renotification no later than the original start date.

Schedules for renovation and demolition (next line after removal schedule) are handled similarly, except that renotification is required only for schedule changes involving demolitions, not renovations.

Amount of ACM: In this table, enter the amount and type (RACM, Category I, and/or Category II) of asbestos that will be removed. Although the regulation does not require you to identify the amount of nonfriable ACM that will be removed, the table provides space for nonfriable ACM to accommodate those notifiers who choose to document these removals.

Description of project: Describe the demolition or renovation work to be performed and method(s) to be used, including work practices and engineering controls to be used.

Asbestos Detection Technique: Give a general description of the asbestos survey, for example, "AHERA-style survey by accredited inspector; samples analyzed by PLM."

Amount of nonfriable ...: If all nonfriable ACM will be properly removed, enter "NA."

Contingency Plans: If Category II nonfriable ACM becomes crumbled, pulverized, or reduced to powder, or if additional RACM is discovered, describe procedures to be followed. For example, "Move demolition activity away from ACM immediately; remove the ACM using regulation-required procedures." Even "Stop work, call Division for Air Quality" is OK.



Asbestos Inspection Report

To: Tom Springer, QK4, Inc.

Date: June 19, 2019

Conducted By: Russell H. Brooks, LFI, Inc.
Kentucky Accredited Asbestos Inspector #60292

Project and Structure Identification

Project: Marshall County: Item No. 1-10028

Structure ID: #079B000029N

Structure Location: Ky-1824 Over Peggy Ann Creek, Marshall County, Kentucky

Sample Description: Expansion joint material at abutment and bridge deck

Inspection Date: June 12, 2019

Results and Recommendations

The asbestos inspection was performed in accordance with current United States Environmental Protection Agency (US EPA) regulations, specifically 40 CFR Part 61, Asbestos National Emissions Standards for Hazardous Air Pollutants (NESHAP) revision, final rule effective November 20, 1990.

It is recommended that this report accompany the 10-Day Notice of Intent for Demolition ([DEP7036 Form](#)) which is to be submitted to the Kentucky Division of Air Quality prior to abatement, demolition, or renovation of any building or structure in the Commonwealth.

No suspect asbestos containing (ACM) were observed.

MRS, Inc. Analytical Laboratory Division

(502) 495-1212

Fax: (502) 491-7111

BULK SAMPLE ASBESTOS ANALYSIS

Analysis N # # 906152 D

Address: Marshall County- Item #1-10028

Client Name: L F I

(Bridging KY Project)

Sampled By: Russell Brooks

[illegible]

Methodology : EPA Method 600/R-93-116

Date Analyzed : 15-Jun-19

Analyst : Winterford Mensah

Reviewed By:


Winterson Mendez
Signature

The test relates only to the items tested. This report does not represent endorsement by NVLAP or any agency of the U.S. Government. Partial Reproduction of any part of this report is strictly prohibited. Samples shall be retained for (30) days.


AIHA # 102459

AJHA #1 02459

<u>MRS, INC.</u>		<u>MRS, Inc. Analytical Laboratory Division</u>	
332 West Broadway / Suite # 902		Phone # : (502) 495-1212	
Louisville, Kentucky - 40202 - 2133		E-Mail Address: CEOMRSInc@AOL.Com	
Client:	<u>I F I</u>	Project No:	<u># 906152 D</u>
Address:	<u>114 fairfax Avenue</u>	Sample ID:	<u># 1 A</u>
	<u>Louisville, Kentucky</u>	Sampled:	<u>12-Jun-19</u>
	<u>40207</u>	Received:	<u>14-Jun-19</u>
		Analyzed:	<u>15-Jun-19 - Point Count -</u>
	<u>Attention : Russell Brooks</u>		

Bulk Sample Analysis	
Sampled By :	<u>Russell Brooks</u>
Facility/Location:	<u>Marshall County - Item # 1-10028</u>
Field Description:	<u>Abutement Expansion Joint Board</u>
Laboratory Description:	<u>Thick Black Material</u>
Asbestos Materials:	<u>Chrysotile = 2/400 = 0.50 % (< 1 %) Sample Is Negative</u>
Non-Asbestos Fibrous Materials :	
	<u>Cellulose 0.25 %</u>
	<u>Binders 99.25 %</u>
Remarks: The sample was analyzed for asbestos content following the EPA Methodology (600/R-93/116). The test relates only to the items tested. This report does not represent endorsement by NVLAP or any agency of the U.S. Government.	
Analyst: <u>Winterford Mensah</u>	Reviewed By: <u> Signature</u>

<u>MRS, INC.</u>		<u>MRS, Inc. Analytical Laboratory Division</u>	
332 West Broadway / Suite # 902		Phone # : (502) 495-1212	
Louisville, Kentucky - 40202 - 2133		E-Mail Address: CEOMRSInc@AOL.Com	
Client:	<u>I F I</u>	Project No:	<u># 906152 D</u>
Address:	<u>114 fairfax Avenue</u>	Sample ID:	<u># 1 B</u>
	<u>Louisville, Kentucky</u>	Sampled:	<u>12-Jun-19</u>
	<u>40207</u>	Received:	<u>14-Jun-19</u>
		Analyzed:	<u>15-Jun-19 - Point Count -</u>
	<u>Attention : Russell Brooks</u>		

Bulk Sample Analysis	
Sampled By :	<u>Russell Brooks</u>
Facility/Location:	<u>Marshall County - Item # 1-10028</u>
Field Description:	<u>Abutement Expansion Joint Board</u>
Laboratory Description:	<u>Thick Black Material</u>
Asbestos Materials:	<u>Chrysotile = 2/400 = 0.50 % (< 1 %) Sample Is Negative</u>
Non-Asbestos Fibrous Materials :	
	<u>Cellulose 0.25 %</u>
	<u>Binders 99.25 %</u>
Remarks: The sample was analyzed for asbestos content following the EPA Methodology (600/R-93/116). The test relates only to the items tested. This report does not represent endorsement by NVLAP or any agency of the U.S. Government.	
Analyst: <u>Winterford Mensah</u>	Reviewed By: <u> Signature</u>

MRS, Inc.
P.O. Box 19424
Louisville, Kentucky 40259-0424

Phon (502) 495 - 1212
Fax (502) 491 - 7111

Client : Linebach Funkhouser, Inc.
Project : LFI Project # 168-19

CHAIN OF CUSTODY RECORD

PROJECT: Bridging KY
LOCATION: Marshall County Item No 1-10028
SAMPLED BY: R. Brooks
DATE: 6/12/2019

COMMENTS AND/OR INSTRUCTIONS:
Group Method
Point Count <4%

SAMPLE NUMBER	LOCATION	MATRIX	COLOR	SIZE	COMMENTS	T/L W/C	PLM
1 A/B	Abutement expansion joint board						x
2 A/B							x
3 A/B							x
4 A/B							x
5 A/B							x
6 A/B							x
7 A/B							x
8 A/B							x
9 A/B							x
10 A/B							x
11 A/B							x
12 A/B							x
13 A/B							x
14 A/B							x
15 A/B							x

Relinquished By: (Signature) <i>Russell A. Brooks</i>	Date 6/14/2019	Time	Received By: (Signature) <i>Theresa M. M...</i>
Relinquished By: (Signature)	Date	Time	Received By: (Signature)



**NOTIFICATION OF ASBESTOS
ABATEMENT/DEMOLITION/RENOVATION**
(Instructions for completing form on back)

File this form with Regional Office where project will be performed

Kentucky Division for Air Quality
300 Sower Boulevard, 2nd Floor
Frankfort, KY 40601

PAGE 1 OF
INITIAL SUBMITTAL DATE
REVISION DATE
NOTIFICATION #

OFFICE USE ONLY

ID # _____

LOG # _____

Contractor _____
 Address _____
 City _____ State _____ Zip _____
 Phone _____ Contact Person _____
Owner _____
 Address _____
 City _____ State _____ Zip _____
 Phone _____ Contact Person _____

Project Location _____
 Address _____
 City _____ State _____ Zip _____
 Facility Age (yrs.) _____ Size of Facility or Affected Part (sq.ft.) _____
 #Floors Affected _____ Present and Prior Use of Facility _____

TYPE OF PROJECT (CHECK ONLY ONE):
 Renovation ☐ Demolition ☐ Ordered Demolition ☐ Emergency ☐ Long-term ☐

TYPE OF PROJECT (CHECK ONLY ONE):

☐ Renovation
 ☐ Demolition
 ☐ Ordered Demolition
 ☐ Emergency
 ☐ Long-term

PROJECT DATES:

Start Removal	End Removal
Start Renovation/Demolition	End Renovation/Demolition

Amount of ACM to be Removed:

	Regulated ACM (RACM)	Category II nonfriable ACM (optional)	Category I nonfriable ACM (optional)
Linear Feet			
Square Feet			
Cubic Feet			

INSTRUCTIONS FOR COMPLETING FORM DEP7036: NOTIFICATION OF ASBESTOS ABATEMENT/DEMOLITION/RENOVATION

Filing Deadline: This form must be completed and filed with the Kentucky Division for Air Quality at least ten (10) working days before starting any asbestos removal, demolition, or other work which will disturb asbestos-containing material (ACM) in Kentucky facilities outside Jefferson County and in schools statewide, including Jefferson County. File with appropriate Regional Office.

Renotification: If developments occur that invalidate information on a notification (e.g., changes in dates, amounts, locations), file a revised form within the time frames specified in 401 KAR 58:025. Notifications may be numbered in the top-left corner (optional). First two digits are project year; remaining digits are project number (e.g., the first project in 1999 is 99-1).

Attachments: Attachments may be included to provide additional information, propose alternative procedures, declare nonfriable removal, identify secondary transporters, etc.

Line-by-Line Instructions:

Contractor/Owner: the asbestos remover (or, for zero-asbestos demolitions, the demolition contractor). The owner is the entity having the work done.
Project Location: The location at the address given where the work is taking place (e.g., which building/floor/room?).

Present/Prior Use: Enter the present and prior use(s) of the facility.

Type of Project: Each choice shown in this category has a specific description under 401 KAR 58:025:

Emergency renovations result from a sudden, unexpected event. If the project is an emergency renovation, attach a detailed description of the sudden, unexpected event that necessitated removal. Include the exact date and hour the event occurred and explain how the event caused an unsafe condition, or would cause equipment damage or unreasonable financial burden.

Planned renovations are renovations that do not qualify as emergency renovations.

A long-term notification is a type of planned renovation which involves a number of nonscheduled small-scale removals whose annual total exceeds the NESHAP threshold amounts and can be estimated based on past years' experience. File yearly estimate at least 10 working days before the beginning of the calendar year for which a long-term notification is being given.

Demolitions involve the wrecking or taking out of a load-supporting structural member, such as a load-bearing beam or wall. Tearing down a structure, dismantling it piecemeal, and moving it from one place to another are all considered demolitions.

Ordered demolitions must result from a demolition order issued by a government agency because the building is structurally unsound and in danger of imminent collapse. For ordered demolitions, attach to the notification a signed, dated copy of order that includes demolition deadlines and name/title/authority of the government representative issuing the order.

Project Dates: Schedules must be precise and accurate. The "start removal" date is the date the removers arrive on-site and begin physically preparing the work area for removal. "End removal" is the date the removers dismantle the work area after cleaning and clearing it. If circumstances arise that invalidate previously submitted start dates, a revised notification must be submitted showing the updated, correct start date. If the start date has been moved up, submit written renotification at least ten working days before the new start date. If the start date has been moved back, telephone the Division as soon as possible before the original date and submit written renotification no later than the original start date.

Schedules for renovation and demolition (next line after removal schedule) are handled similarly, except that renotification is required only for schedule changes involving demolitions, not renovations.


Amount of ACM: In this table, enter the amount and type (RACM, Category I, and/or Category II) of asbestos that will be removed. Although the regulation does not require you to identify the amount of nonfriable ACM that will be removed, the table provides space for nonfriable ACM to accommodate those notifiers who choose to document these removals.

Description of project: Describe the demolition or renovation work to be performed and method(s) to be used, including work practices and engineering controls to be used.


Asbestos Detection Technique: Give a general description of the asbestos survey, for example, "AHERA-style survey by accredited inspector; samples analyzed by PLM."

Amount of nonfriable ...: If all nonfriable ACM will be properly removed, enter "NA."

Contingency Plans: If Category II nonfriable ACM becomes crumbled, pulverized, or reduced to powder, or if additional RACM is discovered, describe procedures to be followed. For example, "Move demolition activity away from ACM immediately; remove the ACM using regulation-required procedures." Even "Stop work, call Division for Air Quality" is OK.

	KENTUCKY TRANSPORTATION CABINET	TC 62-226
	Department of Highways	Rev. 01/2016
	DIVISION OF RIGHT OF WAY & UTILITIES	Page 1 of 1
	RIGHT OF WAY CERTIFICATION	

<input checked="" type="checkbox"/> Original	<input type="checkbox"/> Re-Certification	RIGHT OF WAY CERTIFICATION	
ITEM #	COUNTY	PROJECT # (STATE)	PROJECT # (FEDERAL)
01-10020	Ballard	1100 FD04 121 9414001R	
PROJECT DESCRIPTION			
Bridging Kentucky - 004B00055N - KY 1290 over Cane Creek (replacement)			
<input type="checkbox"/> No Additional Right of Way Required			
Construction will be within the limits of the existing right of way. The right of way was acquired in accordance to FHWA regulations under the Uniform Relocation Assistance and Real Property Acquisitions Policy Act of 1970, as amended. No additional right of way or relocation assistance were required for this project.			
<input checked="" type="checkbox"/> Condition # 1 (Additional Right of Way Required and Cleared)			
All necessary right of way, including control of access rights when applicable, have been acquired including legal and physical possession. Trial or appeal of cases may be pending in court but legal possession has been obtained. There may be some improvements remaining on the right-of-way, but all occupants have vacated the lands and improvements, and KYTC has physical possession and the rights to remove, salvage, or demolish all improvements and enter on all land. Just Compensation has been paid or deposited with the court. All relocations have been relocated to decent, safe, and sanitary housing or that KYTC has made available to displaced persons adequate replacement housing in accordance with the provisions of the current FHWA directive.			
<input type="checkbox"/> Condition # 2 (Additional Right of Way Required with Exception)			
The right of way has not been fully acquired, the right to occupy and to use all rights-of-way required for the proper execution of the project has been acquired. Some parcels may be pending in court and on other parcels full legal possession has not been obtained, but right of entry has been obtained, the occupants of all lands and improvements have vacated, and KYTC has physical possession and right to remove, salvage, or demolish all improvements. Just Compensation has been paid or deposited with the court for most parcels. Just Compensation for all pending parcels will be paid or deposited with the court prior to AWARD of construction contract			
<input type="checkbox"/> Condition # 3 (Additional Right of Way Required with Exception)			
The acquisition or right of occupancy and use of a few remaining parcels are not complete and/or some parcels still have occupants. All remaining occupants have had replacement housing made available to them in accordance with 49 CFR 24.204. KYTC is hereby requesting authorization to advertise this project for bids and to proceed with bid letting even though the necessary right of way will not be fully acquired, and/or some occupants will not be relocated, and/or the just compensation will not be paid or deposited with the court for some parcels until after bid letting. KYTC will fully meet all the requirements outlined in 23 CFR 635.309(c)(3) and 49 CFR 24.102(j) and will expedite completion of all acquisitions, relocations, and full payments after bid letting and prior to AWARD of the construction contract or force account construction.			
Total Number of Parcels on Project		3	EXCEPTION (S) Parcel #
Number of Parcels That Have Been Acquired			ANTICIPATED DATE OF POSSESSION WITH EXPLANATION
Signed Deed		3	
Condemnation		0	
Signed ROE		0	
Notes/ Comments (Use Additional Sheet if necessary)			
Acquisition complete			
LPA RW Project Manager		Right of Way Supervisor	
Printed Name		Printed Name	Mark Askin, PE
Signature		Signature	Askin, Mark
Date		Date	01/03/2020
Right of Way Director		FHWA	
Printed Name	Dean M. Loy	Printed Name	
Signature	DM Loy	Signature	
Date		Date	

	KENTUCKY TRANSPORTATION CABINET Department of Highways DIVISION OF RIGHT OF WAY & UTILITIES RIGHT OF WAY CERTIFICATION	TC 62-226 Rev. 01/2016 Page 1 of 1
---	--	--

<input checked="" type="checkbox"/>	Original	<input type="checkbox"/>	Re-Certification	RIGHT OF WAY CERTIFICATION	
ITEM #		COUNTY		PROJECT # (STATE)	PROJECT # (FEDERAL)
01-10028		Marshall		1100 FD04 121 9414001R	
PROJECT DESCRIPTION					
Bridging Kentucky - 079B00029N - KY 1824 over Peggy Ann Creek (rehab.)					
<input checked="" type="checkbox"/>	No Additional Right of Way Required				
Construction will be within the limits of the existing right of way. The right of way was acquired in accordance to FHWA regulations under the Uniform Relocation Assistance and Real Property Acquisitions Policy Act of 1970, as amended. No additional right of way or relocation assistance were required for this project.					
<input type="checkbox"/>	Condition # 1 (Additional Right of Way Required and Cleared)				
All necessary right of way, including control of access rights when applicable, have been acquired including legal and physical possession. Trial or appeal of cases may be pending in court but legal possession has been obtained. There may be some improvements remaining on the right-of-way, but all occupants have vacated the lands and improvements, and KYTC has physical possession and the rights to remove, salvage, or demolish all improvements and enter on all land. Just Compensation has been paid or deposited with the court. All relocations have been relocated to decent, safe, and sanitary housing or that KYTC has made available to displaced persons adequate replacement housing in accordance with the provisions of the current FHWA directive.					
<input type="checkbox"/>	Condition # 2 (Additional Right of Way Required with Exception)				
The right of way has not been fully acquired, the right to occupy and to use all rights-of-way required for the proper execution of the project has been acquired. Some parcels may be pending in court and on other parcels full legal possession has not been obtained, but right of entry has been obtained, the occupants of all lands and improvements have vacated, and KYTC has physical possession and right to remove, salvage, or demolish all improvements. Just Compensation has been paid or deposited with the court for most parcels. Just Compensation for all pending parcels will be paid or deposited with the court prior to AWARD of construction contract					
<input type="checkbox"/>	Condition # 3 (Additional Right of Way Required with Exception)				
The acquisition or right of occupancy and use of a few remaining parcels are not complete and/or some parcels still have occupants. All remaining occupants have had replacement housing made available to them in accordance with 49 CFR 24.204. KYTC is hereby requesting authorization to advertise this project for bids and to proceed with bid letting even though the necessary right of way will not be fully acquired, and/or some occupants will not be relocated, and/or the just compensation will not be paid or deposited with the court for some parcels until after bid letting. KYTC will fully meet all the requirements outlined in 23 CFR 635.309(c)(3) and 49 CFR 24.102(j) and will expedite completion of all acquisitions, relocations, and full payments after bid letting and prior to AWARD of the construction contract or force account construction.					
Total Number of Parcels on Project		0	EXCEPTION (S) Parcel #		ANTICIPATED DATE OF POSSESSION WITH EXPLANATION
Number of Parcels That Have Been Acquired					
Signed Deed		0			
Condemnation		0			
Signed ROE		0			
Notes/ Comments (Use Additional Sheet if necessary) Acquisition complete					
LPA RW Project Manager			Right of Way Supervisor		
Printed Name			Printed Name	Mark Askin, PE	
Signature			Signature	Askin, Mark	
Date			Date	01/03/2020	
Right of Way Director			FHWA		
Printed Name	Dean M. Loy		Printed Name		
Signature	DM Loy		Signature		
Date			Date		

Digitally signed by Askin, Mark
DN: cn=Askin, Mark, c=US
o=Strand Associates, Inc.,
ou=Louisville,
email=mark.askin@strand.com
Date: 2020.01.03 08:54:57 -0500

Digitally signed by DM Loy
Date: 2020.01.03 09:17:04
-0500

UTILITIES AND RAIL CERTIFICATION NOTE

Ballard County Mile point: 4.084
KY-1290 BRIDGE OVER CANE CREEK. (004B00055N)
ITEM NUMBER: 1-10020

PROJECT NOTES ON UTILITIES

For all projects under 2000 Linear feet which require a normal excavation locate request pursuant to KRS 367.4901-4917, the awarded contractor shall field mark the proposed excavation or construction boundaries of the project (also called white lining) using the procedure set forth in KRS 367.4909(9)(k). For all projects over 2000 linear feet, which are defined as a "Large Project" in KRS 367.4903(18), the awarded contractor shall initially mark the first 2000 linear feet minimally of proposed excavation or construction boundaries of the project to be worked using the procedure set forth in KRS 367.4909(9)(k). This temporary field locating of the project excavation boundary shall take place prior to submitting an excavation location request to the underground utility protection Kentucky Contact Center. For large projects, the awarded contractor shall work with the impacted utilities to determine when additional white lining of the remainder of the project site will take place. This provision shall not alter or relieve the awarded contractor from complying with requirements of KRS 367.4905 to 367.4917 in their entirety.

Please Note: The information presented in this Utility Note is informational in nature and the information contained herein is not guaranteed.

The contractor will be responsible for contacting all utility facility owners on the subject project to coordinate his activities. The contractor will coordinate his activities to minimize and, where possible, avoid conflicts with utility facilities. Due to the nature of the work proposed, it is unlikely to conflict with the existing utilities beyond minor facility adjustments. Where conflicts with utility facilities are unavoidable, the contractor will coordinate any necessary relocation work with the facility owner and Resident Engineer. The Kentucky Transportation Cabinet maintains the right to remove or alter portions of this contract if a utility conflict occurs. The utility facilities as noted in the previous section(s) have been determined using data garnered by varied means and with varying degrees of accuracy: from the facility owners, a result of S.U.E., field inspections, and/or reviews of record drawings. The facilities defined may not be inclusive of all utilities in the project scope and are not Level A quality, unless specified as such. It is the contractor's responsibility to verify all utilities and their respective locations before excavating.

The contractor shall make every effort to protect underground facilities from damage as prescribed in the Underground Facility Damage Protection Act of 1994, Kentucky Revised Statute KRS 367.4901 to 367.4917. It is the contractor's responsibility to determine and take steps necessary to be in compliance with federal and state damage prevention directives. The contractor is instructed to contact KY 811 for

UTILITIES AND RAIL CERTIFICATION NOTE

Ballard County Mile point: 4.084
KY-1290 BRIDGE OVER CANE CREEK. (004B00055N)
ITEM NUMBER: 1-10020

the location of existing underground utilities. Contact shall be made a minimum of two (2) and no more than ten (10) business days prior to excavation. The contractor shall submit Excavation Locate Requests to the Kentucky Contact Center (KY 811) via web ticket entry. The submission of this request does not relieve the contractor from the responsibility of contacting non-member facility owners, whom are to be contacted through their individual Protection Notification Center. It may be necessary for the contractor to contact the County Court Clerk to determine what utility companies have facilities in the area. Non-compliance with these directives can result in the enforcement of penalties.

NOTE: DO NOT DISTURB THE FOLLOWING FACILITIES LOCATED WITHIN THE PROJECT DISTURB LIMITS

Ballard Rural Telephone COOP. - Telephone

Wickliffe Municipal Water District- Water

Jackson Purchase Energy Corporation- Electric

New Commonwealth Natural Gas- Natural Gas

The Contractor is fully responsible for protection of all utilities listed above

THE FOLLOWING FACILITY OWNERS ARE RELOCATING/ADJUSTING THEIR FACILITIES WITHIN THE PROJECT LIMITS AND WILL BE COMPLETE PRIOR TO CONSTRUCTION

UTILITIES AND RAIL CERTIFICATION NOTE

Ballard County Mile point: 4.084
KY-1290 BRIDGE OVER CANE CREEK. (004B00055N)
ITEM NUMBER: 1-10020

Not Applicable

THE FOLLOWING FACILITY OWNERS HAVE FACILITIES TO BE RELOCATED/ADJUSTED BY THE OWNER OR THEIR SUBCONTRACTOR AND IS TO BE COORDINATED WITH THE ROAD CONTRACT

Not Applicable

THE FOLLOWING FACILITY OWNERS HAVE FACILITIES TO BE RELOCATED/ADJUSTED BY THE ROAD CONTRACTOR AS INCLUDED IN THIS CONTRACT

New Commonwealth Natural Gas Company has an existing 4” steel gas main that runs right station 11+00 -12+40 that will need to be relocated, plans and specifications will be included in the proposal.

RAIL COMPANIES HAVE FACILITIES IN CONJUNCTION WITH THIS PROJECT AS NOTED

☒ No Rail Involvement ☐ Rail Involved ☐ Rail Adjacent

UTILITIES AND RAIL CERTIFICATION NOTE

Ballard County Mile point: 4.084
KY-1290 BRIDGE OVER CANE CREEK. (004B00055N)
ITEM NUMBER: 1-10020

UTILITIES AND RAIL CERTIFICATION NOTE

<p>Ballard County Mile point: 4.084 KY-1290 BRIDGE OVER CANE CREEK. (004B00055N) ITEM NUMBER: 1-10020</p>

AREA FACILITY OWNER CONTACT LIST

New Commonwealth Natural Gas	Zane Draper	O	270-335-3116	311 Court Street Wickliffe, KY
Jackson Purchase Energy Corp	Ribble, Scott	O	270-442-7321	PO Box 4030 2900 Irvin Cobb Drive Paducah, KY 42002
Wickliffe Municipal Water Dist.	Guy Johnson	c	270-556-5773	321 Court St, Wickliffe, KY 42087
Ballard Rural Telephone COOP.	Chris Denton	O	270-665-5186	6715 New Liberty Church Road Kevil, KY 42053.

UTILITIES AND RAIL CERTIFICATION NOTE

Marshall County
Mile point: 1.654
KY 1824 - BRIDGE OVER PEGGY ANN CREEK. (079B00029N.)
ITEM NUMBER: 01-10028.00

PROJECT NOTES ON UTILITIES

For all projects under 2000 Linear feet which require a normal excavation locate request pursuant to KRS 367.4901-4917, the awarded contractor shall field mark the proposed excavation or construction boundaries of the project (also called white lining) using the procedure set forth in KRS 367.4909(9)(k). For all projects over 2000 linear feet, which are defined as a "Large Project" in KRS 367.4903(18), the awarded contractor shall initially mark the first 2000 linear feet minimally of proposed excavation or construction boundaries of the project to be worked using the procedure set forth in KRS 367.4909(9)(k). This temporary field locating of the project excavation boundary shall take place prior to submitting an excavation location request to the underground utility protection Kentucky Contact Center. For large projects, the awarded contractor shall work with the impacted utilities to determine when additional white lining of the remainder of the project site will take place. This provision shall not alter or relieve the awarded contractor from complying with requirements of KRS 367.4905 to 367.4917 in their entirety.

Please Note: The information presented in this Utility Note is informational in nature and the information contained herein is not guaranteed.

The contractor will be responsible for contacting all utility facility owners on the subject project to coordinate his activities. The contractor will coordinate his activities to minimize and, where possible, avoid conflicts with utility facilities. Due to the nature of the work proposed, it is unlikely to conflict with the existing utilities beyond minor facility adjustments. Where conflicts with utility facilities are unavoidable, the contractor will coordinate any necessary relocation work with the facility owner and Resident Engineer. The Kentucky Transportation Cabinet maintains the right to remove or alter portions of this contract if a utility conflict occurs. The utility facilities as noted in the previous section(s) have been determined using data garnered by varied means and with varying degrees of accuracy: from the facility owners, a result of S.U.E., field inspections, and/or reviews of record drawings. The facilities defined may not be inclusive of all utilities in the project scope and are not Level A quality, unless specified as such. It is the contractor's responsibility to verify all utilities and their respective locations before excavating.

The contractor shall make every effort to protect underground facilities from damage as prescribed in the Underground Facility Damage Protection Act of 1994, Kentucky Revised Statute KRS 367.4901 to 367.4917. It is the contractor's responsibility to determine and take steps necessary to be in compliance with federal and state damage prevention directives. The contractor is instructed to contact KY 811 for the location of existing underground utilities. Contact shall be made a minimum of two (2) and no more

UTILITIES AND RAIL CERTIFICATION NOTE

Marshall County
Mile point: 1.654
KY 1824 - BRIDGE OVER PEGGY ANN CREEK. (079B00029N.)
ITEM NUMBER: 01-10028.00

than ten (10) business days prior to excavation. The contractor shall submit Excavation Locate Requests to the Kentucky Contact Center (KY 811) via web ticket entry. The submission of this request does not relieve the contractor from the responsibility of contacting non-member facility owners, whom are to be contacted through their individual Protection Notification Center. It may be necessary for the contractor to contact the County Court Clerk to determine what utility companies have facilities in the area. Non-compliance with these directives can result in the enforcement of penalties.

NOTE: DO NOT DISTURB THE FOLLOWING FACILITIES LOCATED WITHIN THE PROJECT DISTURB LIMITS

City of Hardin (Gas and Water)

Jonathan Creek Water District

Mediacom (CATV)

West KY RECC (Electric)

West Kentucky & Tennessee
Telecommunications COOP

The Contractor is fully responsible for protection of all utilities listed above

UTILITIES AND RAIL CERTIFICATION NOTE

<div>Marshall County Mile point: 1.654 KY 1824 - BRIDGE OVER PEGGY ANN CREEK. (079B00029N.) ITEM NUMBER: 01-10028.00</div>
--

THE FOLLOWING FACILITY OWNERS ARE RELOCATING/ADJUSTING THEIR FACILITIES WITHIN THE PROJECT LIMITS AND WILL BE COMPLETE PRIOR TO CONSTRUCTION

THE FOLLOWING FACILITY OWNERS HAVE FACILITIES TO BE RELOCATED/ADJUSTED BY THE OWNER OR THEIR SUBCONTRACTOR AND IS TO BE COORDINATED WITH THE ROAD CONTRACT

Not Applicable

THE FOLLOWING FACILITY OWNERS HAVE FACILITIES TO BE RELOCATED/ADJUSTED BY THE ROAD CONTRACTOR AS INCLUDED IN THIS CONTRACT

Not Applicable

RAIL COMPANIES HAVE FACILITIES IN CONJUNCTION WITH THIS PROJECT AS NOTED

☒ No Rail Involvement ☐ Rail Involved ☐ Rail Adjacent

UTILITIES AND RAIL CERTIFICATION NOTE

Marshall County
Mile point: 1.654
KY 1824 - BRIDGE OVER PEGGY ANN CREEK. (079B00029N.)
ITEM NUMBER: 01-10028.00

UTILITIES AND RAIL CERTIFICATION NOTE

Marshall County
Mile point: 1.654
KY 1824 - BRIDGE OVER PEGGY ANN CREEK. (079B00029N.)
ITEM NUMBER: 01-10028.00

AREA FACILITY OWNER CONTACT LIST

City of Hardin	James Curry	C	(270) 978-4253	104 2nd. St. Hardin, KY 42048
Jonathan Creek Water District	David Lovett	O	(270) 354-8474	P.o. Box 414 Benton, Ky 42025
Mediacom	Brien Ramey	C	(270) 703-4364	90 Main st. Benton KY 42025
West KY RECC	Milton Jones	C	(270) 705-1295	218 West Broadway Mayfield, KY 42066
West Kentucky & Tennessee Telecommunications COOP	Merrick, Tim	O	(270) 856-1878	100 WK&T Technology Dr Hickory, KY 42051

GENERAL UTILITY NOTES AND INSTRUCTIONS APPLICABLE TO ALL UTILITY WORK MADE A PART OF THE ROAD CONSTRUCTION CONTRACT

01-10020.00 Ballard 004B00055N

The contractor should be aware the following utility notes and KYTC Utility Bid Item Descriptions shall supersede, replace and take precedence over any and all conflicting information that may be contained in utility owner supplied specifications contained in the contract, on plans supplied by the utility owner, or any utility owner specifications or information externally referenced in this contract.

Where information may have been omitted from these notes, bid item descriptions, utility owner supplied specifications or plans; the KYTC Standard Specifications for Road and Bridge Construction shall be referenced.

PROTECTION OF EXISTING UTILITIES

The existing utilities shown on the plans are shown as best known at the time the plans were developed and are to be used as a guide only by the Contractor. The Contractor shall use all means at his disposal to accurately locate all existing utilities, whether shown on the plans or not, prior to excavation. The contractor shall protect these utilities during construction. Any damage to existing utilities during construction that are shown or not shown on the plans shall be repaired at the Contractor's expense.

PREQUALIFIED UTILITY CONTRACTORS

Some utility owners may require contractors that perform relocation work on their respective facilities as a part of the road contract be prequalified or preapproved by the utility owner. Those utility owners with a prequalification or preapproval requirement are as follows:

No contractors are required to be prequalified or preapproved by the utility owner(s) to perform utility relocation work under this contract.

The bidding contractor needs to review the above list and choose from the list of approved subcontractors at the end of these general notes as identified above before bidding. When the list of approved subcontractors is provided, only subcontractors shown on the following list(s) will be allowed to work on that utility as a part of this contract.

When the list of approved subcontractors for the utility work is not provided in these general notes, the utility work can be completed by the prime contractor. If the prime contractor chooses to subcontract the work, the subcontractor shall be prequalified with the KYTC Division of Construction Procurement in the

work type of “Utilities” (I33). Those who would like to become prequalified may contact the Division of Construction Procurement at (502) 564-3500. Please note: it could take up to 30 calendar days for prequalification to be approved. The prequalification does not have to be approved prior to the bid, but must be approved before the subcontract will be approved by KYTC and the work can be performed.

CONTRACT ADMINISTRATION RELATIVE TO UTILITY WORK

All utility work is being performed as a part of a contract administered by KYTC; there is not a direct contract between the utility contractor and utility owner. The KYTC Section Engineer is ultimately responsible for the administration of the road contract and any utility work included in the contract.

SUBMITTALS AND CORRESPONDENCE

All submittals and correspondence of any kind relative to utility work included in the road contract shall be directed to the KYTC Section Engineer, a copy of which may also be supplied to the utility owner by the contractor to expedite handling of items like material approvals and shop drawings. All approvals and correspondence generated by the utility owner shall be directed to the KYTC Section Engineer. The KYTC Section Engineer will relay any approvals or correspondence to the utility contractor as appropriate. At no time shall any direct communication between the utility owner and utility contractor without the communication flowing through the KYTC Section Engineer be considered official and binding under the contract.

ENGINEER

Where the word “Engineer” appears in any utility owner specifications included in this proposal, utility owner specifications included as a part of this contract by reference or on the utility relocation plans, it shall be understood the “Engineer” is the Kentucky Transportation Cabinet (KYTC) Section Engineer or designated representative and the utility owner engineer or designated representative jointly. Both engineers must mutually agree upon all decisions made with regard to the utility construction. The Transportation Cabinet, Section Engineer shall make all final decisions in all disputes.

INSPECTOR OR RESIDENT PROJECT REPRESENTATIVE

Where the word “Inspector” or “Resident Project Representative” appears in the utility specifications included in this proposal, utility owner specifications included as a part of this contract by reference or on the utility relocation plans, it shall be understood the “Inspector” or “Resident Project Representative” is the utility owner inspector and KYTC inspector jointly. The Transportation Cabinet, Section Engineer shall make all final decisions in all disputes.

NOTICE TO UTILITY OWNERS OF THE START OF WORK

One month before construction is to start on a utility, the utility contractor shall make notice to the KYTC Section Engineer and the utility owner of when work on a utility is anticipated to start. The utility contractor shall again make confirmation notice to the KYTC Section Engineer and the utility owner one week before utility work is to actually start.

UTILITY SHUTDOWNS

The Contractor shall not shut down any active and in-service mains, utility lines or services for any reason unless specifically given permission to do so by the utility owner. The opening and closing of valves and operating of other active utility facilities for main, utility line or utility service shut downs are to be performed by the utility owner unless specific permission is given to the contractor by the owner to make shutdowns. If and when the utility owner gives the contractor permission to shutdown mains, utility lines or utility services, the contractor shall do so following the rules, procedures and regulations of the utility owner. Any permission given by the utility owner to the contractor to shutdown active and in-service mains, utility lines or services shall be communicated to the KYTC Section Engineer by the utility owner that such permission has been given.

Notice to customers of utility shut downs is sometimes required to be performed by the utility contractor. The contractor may be required; but, is not limited to, making notice to utility customers in a certain minimum amount of time in advance of the shut down and by whatever means of communication specified by the utility owner. The means of communication to the customer may be; but is not limited to, a door hanger, notice by newspaper ad, telephone contact, or any combination of communication methods deemed necessary, customary and appropriate by the utility owner. The contractor should refer to the utility owner specifications for requirements on customer notice.

Any procedure the utility owner may require the contractor to perform by specification or plan note and any expense the contractor may incur to comply with the utility owner’s shut down procedure and notice to customers shall be considered an incidental expense to the utility construction.

CUSTOMER SERVICE AND LATERAL ABANDONMENTS When temporary or permanent abandonment of customer water, gas, or sewer services or laterals are necessary during relocation of utilities included in the contract, the utility contractor shall perform these abandonments as part of the contract as incidental work. No separate payment will be made for service line and lateral abandonments. The contractor shall provide all labor, equipment and materials to accomplish the temporary or permanent abandonment in accordance with the plans, specifications and/or as directed by the engineer. Abandonment may include, but is not limited to, digging down on a water or gas main at the tap to turn off the tap valve

or corporation stop and/or capping or plugging the tap, digging down on a sewer tap at the main and plugging or capping the tap, digging down on a service line or lateral at a location shown on the plans or agreeable to the engineer and capping or plugging, or performing any other work necessary to abandon the service or lateral to satisfactorily accomplish the final utility relocation.

STATIONS AND DISTANCES

All stations and distances, when indicated for utility placement in utility relocation plans or specifications, are approximate; therefore, some minor adjustment may have to be made during construction to fit actual field conditions. Any changes in excess of 6 inches of plan location shall be reviewed and approved jointly by the KYTC Section Engineer or designated representative and utility owner engineer or designated representative. Changes in location without prior approval shall be remedied by the contractor at his own expense if the unauthorized change creates an unacceptable conflict or condition.

RESTORATION

Temporary and permanent restoration of paved or stone areas due to utility construction shall be considered incidental to the utility work. No separate payment will be made for this work. Temporary restoration shall be as directed by the KYTC Section Engineer. Permanent restoration shall be "in-kind" as existing.

Restoration of seed and sod areas will be measured and paid under the appropriate seeding and sodding bid items established in the contract for roadway work.

BELOW ARE NOTES FOR WHEN "INST" ITEMS ARE IN THE CONTRACT MEANING THE UTILITY COMPANY IS PROVIDING CERTAIN MATERIALS FOR UTILITY RELOCATION

MATERIAL

Contrary to Utility Bid Item Descriptions, those bid items that have the text "**Inst**" at the end of the bid item will have the major components of the bid item provided by the utility owner. No direct payment will be made for the major material component(s) supplied by the utility company. All remaining materials required to construct the bid item as detailed in utility bid item descriptions, in utility specifications and utility plans that are made a part of this contract will be supplied by the contractor. The contractor's bid price should reflect the difference in cost due to the provided materials.

The following utility owners have elected to provide the following materials for work under this contract:

No materials are being supplied by the utility owner(s). All materials are to be supplied by the contractor per bid item descriptions, utility specifications and utility plans.

SECURITY OF SUPPLIED MATERIALS

If any utility materials are to be supplied by the utility owner, it will be the responsibility of the utility contractor to secure all utility owner supplied materials after delivery to the project site. The utility

contractor shall coordinate directly with the utility owner and their suppliers for delivery and security of the supplied materials. Any materials supplied by the utility owner and delivered to the construction site that are subsequently stolen, damaged or vandalized and deemed unusable shall be replaced with like materials at the contractor's expense.

Standard Gas Bid Descriptions

01-10020.00 Ballard 004B00055N

G DIRECTIONAL BORE Payment under this item is made whenever the plans or specifications specifically show directional boring is to be utilized in order to minimize the impact of open cut for the installation of gas main under streets, creeks, etc. Payment under this item shall include the specified bore pipe, labor, and equipment. No separate payment shall be made for bore pipe installed in the bore whether used as a carrier pipe or an encasement of a separate carrier pipe. Carrier pipe installed within a bore pipe shall be paid separately under pipe items.

Payment under this item shall be for all sizes and not be size specific. No separate bid items will be established for size variations. The bore pipe sizes to be included under this item shall be as shown on the plans and/or in the specifications. This bid item shall also include the cost of pre and/or post directional bore gas installation video inspection of adjacent sanitary and storm sewer mains, manholes, and laterals when the utility specifications associated with the contract require such video inspection. Please refer to the Utility Company's Specifications. If the Company does not have specifications, KYTC's Specifications shall be referenced. Paid LINEAR FEET (LF)

G ENCASEMENT STEEL BORED This item shall include the steel encasement pipe size as specified on the plans and in the specifications, casing spacers, end seals, vents, labor, and equipment to bore and install the encasement in accordance with the plans and specifications, complete and ready for use. The size shall be the measured internal diameter of the encasement pipe. The sizes of encasement to be paid under the size ranges specified in the bid items shall be as follows:

- Range 1 = All encasement sizes greater than 2 inches to and including 6 inches
- Range 2 = All encasement sizes greater than 6 inches to and including 10 inches
- Range 3 = All encasement sizes greater than 10 inches to and including 14 inches
- Range 4 = All encasement sizes greater than 14 inches to and including 18 inches
- Range 5 = All encasement sizes greater than 18 inches to and including 24 inches
- Range 6 = All encasement sizes greater than 24 inches

(Encasement sizes of 2 inches internal diameter or less shall not be paid separately; but, shall be considered incidental to the carrier pipe.) Payment under this bid item shall not include the carrier pipe. Carrier pipe shall be paid under a separate bid item. Please refer to the Utility Company's Specifications. If the Company does not have specifications, KYTC's Specifications shall be referenced. Paid LINEAR FEET (LF)

G ENCASEMENT STEEL OPEN CUT This item shall include the steel encasement pipe size as specified on the plans and in the specifications, casing spacers, end seals, vents, labor, and equipment to open cut and install the encasement in accordance with the plans and specifications, complete and ready for use. The size shall be the measured internal diameter of the encasement pipe. The size encasement to be paid under the size ranges specified in the bid items shall be as follows:

- Range 1 = All encasement sizes greater than 2 inches to and including 6 inches
- Range 2 = All encasement sizes greater than 6 inches to and including 10 inches
- Range 3 = All encasement sizes greater than 10 inches to and including 14 inches
- Range 4 = All encasement sizes greater than 14 inches to and including 18 inches
- Range 5 = All encasement sizes greater than 18 inches to and including 24 inches
- Range 6 = All encasement sizes greater than 24 inches

(Encasement sizes of 2 inches internal diameter or less shall not be paid separately; but, shall be considered incidental to the carrier pipe.) Payment under this bid item shall not include the carrier pipe. Carrier pipe shall be paid under a separate bid item. Please refer to the Utility Company's Specifications. If the Company does not have specifications, KYTC's

Specifications shall be referenced. Paid LINEAR FEET (LF)

G REGULATOR STATION Includes all labor, equipment, materials and restoration, to install a new gas regulator station as indicated on plans and on standard drawings complete and ready for use. Please refer to the Utility Company's Specifications. If the Company does not have specifications, KYTC's Specifications shall be referenced. Paid EACH (EA) when complete.

G MAIN POINT RELOCATE This item is intended for payment for horizontal and/or vertical relocation of a short length of an existing main at the locations shown on the plans. This bid item is to be used to relocate an existing gas main at point locations such as to clear a conflict at a proposed drainage structure, pipe or any other similar short relocation situation. All new materials are to be used. The materials provided shall be of the same type and specification as those that exist. Substitution of alternative materials shall be approved by the engineer in advance on a case by case basis. Payment under this item shall be for each location requiring an existing main to be relocated horizontally or vertically regardless of pipe size or relocation length. No separate pay items will be established for pipe size variations or relocation segment length variations. Main Point Relocate shall not be paid on a linear feet basis; but, shall be Paid EACH (EA) at each location when complete and placed in service. Please refer to the Utility Company's Specifications. If the Company does not have specifications, KYTC's Specifications shall be referenced.

G PIPE This description shall apply to all polyethylene/plastic and steel pipe bid items of every size and type to be used as gas main, except those bid items defined as "Special". This item includes the pipe specified by the plans and specifications, all fittings (including, but not limited to, bends, tees, reducers, plugs, and caps), tracing wire with test boxes (if required by specification), corrosion protective coatings of steel pipe and fittings, labor, equipment, excavation, bedding, restoration, testing, backfill, etc., required to install the specified new pipe and new fittings at the locations shown on the plans, or as directed, in accordance with the specifications and standard drawings complete and ready for use. No additional payment will be made for rock excavation. This bid item shall also include material and placement of flowable fill under existing and proposed pavement, and wherever else specified on the plans or in the specifications. This bid item shall also include the cost of pre and/or post directional bore gas installation video inspection of adjacent sanitary and storm sewer mains, manholes, and laterals when the utility specifications associated with the contract require such video inspection. Measurement of quantities under this item shall be through fittings, encasements, and directional bores (only when a separate carrier pipe is specified within the directional bore pipe). Measurements shall be further defined to be to the center of tie-in where new pipe contacts existing pipe at the center of connecting fittings, to the outside face of vault or structure walls, or to the point of main termination at dead ends. No separate payment will be made under pipe items when the directional bore pipe is the carrier pipe. Please refer to the Utility Company's Specifications. If the Company does not have specifications, KYTC's Specifications shall be referenced. Paid LINEAR FEET (LF)

G SERVICE LONG SIDE This bid item description shall apply to all service line installations of every size bid up to and including 2 inch inside diameter, except those service bid items defined as "Special". This item includes the specified piping material, main tap, coupling for connecting the new piping to the surviving existing piping, encasement of 2 inches or less internal diameter (if required by plan or specification), labor, equipment, excavation, backfill, testing, and restoration, at the locations shown on the plans or as directed, in accordance with the specifications and standard drawings, complete and ready for use. This bid item is to pay for service installations where the ends of the service connection are on opposite sides of the public roadway and the service line crosses the centerline of the public roadway as shown on the plans. The length of the service line is not to be specified. Payment under this item shall not be restricted by a minimum or maximum length. The contractor shall draw his own conclusions as to the length of piping that may be needed. Payment under this item shall include boring, jacking, or excavating across the public roadway for placement. Placement of a service across a private residential or commercial entrance alone shall not be reason to make payment under this item. Private or commercial entrances shall not be considered a public roadway in defining payment under this item. This pay item does not include installation or relocation of meters. Meters will be paid separately. This bid item shall also include the cost of pre and/or post directional bore gas installation video inspection of adjacent sanitary and storm sewer mains, manholes, and laterals when the utility specifications associated with the contract require such video inspection. No additional payment will be made for rock excavation or for special bedding required in rock excavation. Please refer to the Utility Company's Specifications. If the Company does not have specifications, KYTC's Specifications shall be referenced. Paid EACH (EA) when complete.

G SERVICE SHORT SIDE This bid item description shall apply to all service line installations of every size up to and including 2 inch internal diameter, except those service bid items defined as "Special". This item includes installation of the specified piping material of the size specified on plans, encasement of 2 inches or less internal diameter (if required by plan or specification), main tap, coupling for connecting the new piping to the surviving existing piping, labor, equipment, excavation, backfill, testing, and restoration, at the locations shown on the plans or as directed, in accordance with the specifications and standard drawings, complete and ready for use. This bid item is to pay for service installations where both ends of the service connection are on the same side of the public roadway, or when an existing service crossing a public roadway will remain and is being extended, reconnected, or relocated with all work on one side of the public roadway centerline as shown on the plans. The length of the service line is not to be specified and shall not be restricted to any minimum or maximum length. Payment shall be made under this item even if the service crosses a private residential or commercial entrance; but, not a public roadway. Private or commercial entrances shall not be considered a public roadway in defining payment under this item. The contractor shall draw his own conclusions as to the length of piping that may be needed. This pay item does not include installation or relocation of meters. Meters will be paid separately. This bid item shall also include the cost of pre and/or post directional bore gas installation video inspection of adjacent sanitary and storm sewer mains, manholes, and laterals when the utility specifications associated with the contract require such video inspection. No additional payment will be made for rock excavation or for bedding required in rock excavation. Please refer to the Utility Company's Specifications. If the Company does not have specifications, KYTC's Specifications shall be referenced. Paid EACH (EA) when complete.

G SERVICE RELOCATE This item is for the relocation of an existing gas service line where a meter is not involved, and where an existing service line can easily be adjusted by excavating alongside and moving the line horizontally and/or vertically a short distance without cutting the service line to avoid conflicts with road construction. This item shall include excavation, labor, equipment, bedding, and backfill to relocate the line in accordance with the plans and specifications complete and ready for use. Payment under this item shall be for each location requiring relocation. Payment shall be made under this item regardless of service size or relocation length. No separate pay items will be established for size or length variation. Please refer to the Utility Company's Specifications. If the Company does not have specifications, KYTC's Specifications shall be referenced. Paid EACH (EA) when complete.

G TIE-IN This bid description shall be used for all main tie-in bid items of every size except those defined as "Special". This item includes all labor, equipment, excavation, fittings, sleeves, reducers, couplings, restoration, testing and backfill required to make the gas main tie-in as shown on the plans, and in accordance with the specifications complete and ready for use. Pipe for tie-ins shall be paid under separate bid items. Please refer to the Utility Company's Specifications. If the Company does not have specifications, KYTC's Specifications shall be referenced. Paid EACH (EA) when complete.

G VALVE This description shall apply to all valves of every size and type required in the plans and specifications except those bid items defined as "Special". Payment under this description is to be for gas valves being installed with new main. This item includes the valve as specified in the plans and specifications, protective coating and corrosion protection, labor, equipment, excavation, valve box and valve stem extensions, backfill, restoration, testing, etc. required to install the specified valve at the location shown on the plans in accordance with the specifications and standard drawings complete and ready for use. Please refer to the Utility Company's Specifications. If the Company does not have specifications, KYTC's Specifications shall be referenced. Paid EACH (EA) when complete.

G VALVE BOX ADJUST Includes all labor, equipment, valve box and valve stem extensions (if required), excavation, backfill, concrete pad around valve box (when specified in specifications or plans), restoration, etc. to adjust the top of the box to finished grade complete and ready for use. Please refer to the Utility Company's Specifications. If the Company does not have specifications, KYTC's Specifications shall be referenced. Paid EACH (EA) when complete.

STANDARD GAS BID ITEMS			
BID ITEM CODE	ITEM DESCRIPTION	UNIT	COMMENTS
16000	G Directional Bore	LF	
16001	G Encasement Special	LF	
16002	G Encasement Steel Bored Range 1	LF	
16003	G Encasement Steel Bored Range 2	LF	
16004	G Encasement Steel Bored Range 3	LF	
16005	G Encasement Steel Bored Range 4	LF	
16006	G Encasement Steel Bored Range 5	LF	
16007	G Encasement Steel Bored Range 6	LF	
16008	G Encasement Steel Open Cut Range 1	LF	
16009	G Encasement Steel Open Cut Range 2	LF	
16010	G Encasement Steel Open Cut Range 3	LF	
16011	G Encasement Steel Open Cut Range 4	LF	
16012	G Encasement Steel Open Cut Range 5	LF	
16013	G Encasement Steel Open Cut Range 6	LF	
16014	G Main Point Relocate	EA	
16015	G Pipe Polyethylene/Plastic 02 Inch	LF	
16016	G Pipe Polyethylene/Plastic 03 Inch	LF	
16017	G Pipe Polyethylene/Plastic 04 Inch	LF	
16018	G Pipe Polyethylene/Plastic 06 Inch	LF	
16019	G Pipe Polyethylene/Plastic 08 Inch	LF	
16020	G Pipe Polyethylene/Plastic 10 Inch	LF	
16021	G Pipe Polyethylene/Plastic 12 Inch	LF	
16022	G Pipe Special	LF	
16023	G Pipe Steel 02 Inch	LF	
16024	G Pipe Steel 03 Inch	LF	
16025	G Pipe Steel 04 Inch	LF	
16026	G Pipe Steel 06 Inch	LF	
16027	G Pipe Steel 08 Inch	LF	
16028	G Pipe Steel 10 Inch	LF	
16029	G Pipe Steel 12 Inch	LF	
16030	G Regulator Station	EA	
16031	G Service Long Side 1 Inch	EA	
16032	G Service Long Side 1-1/2 Inch	EA	
16033	G Service Long Side 2 Inch	EA	
16034	G Service Long Side 3/4 Inch	EA	
16035	G Service Relocate	EA	
16036	G Service Short Side 1 Inch	EA	
16037	G Service Short Side 1-1/2 Inch	EA	
16038	G Service Short Side 2 Inch	EA	

STANDARD GAS BID ITEMS

BID ITEM CODE	ITEM DESCRIPTION	UNIT	COMMENTS
16039	G Service Short Side 3/4 Inch	EA	
16040	G Service Special	EA	
16041	G Tie-In 02 Inch	EA	
16042	G Tie-In 03 Inch	EA	
16043	G Tie-In 04 Inch	EA	
16044	G Tie-In 06 Inch	EA	
16045	G Tie-In 08 Inch	EA	
16046	G Tie-In 10 Inch	EA	
16047	G Tie-In 12 Inch	EA	
16048	G Tie-In Special	EA	
16049	G Valve Polyethylene/Plastic 02 In	EA	
16050	G Valve Polyethylene/Plastic 03 In	EA	
16051	G Valve Polyethylene/Plastic 04 In	EA	
16052	G Valve Polyethylene/Plastic 06 In	EA	
16053	G Valve Polyethylene/Plastic 08 In	EA	
16054	G Valve Polyethylene/Plastic 10 In	EA	
16055	G Valve Polyethylene/Plastic 12 In	EA	
16056	G Valve Special	EA	
16057	G Valve Steel 02 Inch	EA	
16058	G Valve Steel 03 Inch	EA	
16059	G Valve Steel 04 Inch	EA	
16060	G Valve Steel 06 Inch	EA	
16061	G Valve Steel 08 Inch	EA	
16062	G Valve Steel 10 Inch	EA	
16063	G Valve Steel 12 Inch	EA	
16064	G Valve Box Adjust	EA	
16500	G Directional Bore Inst	LF	
16501	G Encasement Special Inst	LF	
16502	G Encasement Steel Bored Range 1 Inst	LF	
16503	G Encasement Steel Bored Range 2 Inst	LF	
16504	G Encasement Steel Bored Range 3 Inst	LF	
16505	G Encasement Steel Bored Range 4 Inst	LF	
16506	G Encasement Steel Bored Range 5 Inst	LF	
16507	G Encasement Steel Bored Range 6 Inst	LF	
16508	G Encasement Steel Open Cut Range 1 Inst	LF	
16509	G Encasement Steel Open Cut Range 2 Inst	LF	
16510	G Encasement Steel Open Cut Range 3 Inst	LF	
16511	G Encasement Steel Open Cut Range 4 Inst	LF	
16512	G Encasement Steel Open Cut Range 5 Inst	LF	

STANDARD GAS BID ITEMS

BID ITEM CODE	ITEM DESCRIPTION	UNIT	COMMENTS
16513	G Encasement Steel Open Cut Range 6 Inst	LF	
16514	G Main Point Relocate Inst	EA	
16515	G Pipe Polyethylene/Plastic 02 Inch Inst	LF	
16516	G Pipe Polyethylene/Plastic 03 Inch Inst	LF	
16517	G Pipe Polyethylene/Plastic 04 Inch Inst	LF	
16518	G Pipe Polyethylene/Plastic 06 Inch Inst	LF	
16519	G Pipe Polyethylene/Plastic 08 Inch Inst	LF	
16520	G Pipe Polyethylene/Plastic 10 Inch Inst	LF	
16521	G Pipe Polyethylene/Plastic 12 Inch Inst	LF	
16522	G Pipe Special Inst	LF	
16523	G Pipe Steel 02 Inch Inst	LF	
16524	G Pipe Steel 03 Inch Inst	LF	
16525	G Pipe Steel 04 Inch Inst	LF	
16526	G Pipe Steel 06 Inch Inst	LF	
16527	G Pipe Steel 08 Inch Inst	LF	
16528	G Pipe Steel 10 Inch Inst	LF	
16529	G Pipe Steel 12 Inch Inst	LF	
16530	G Regulator Station Inst	EA	
16531	G Service Long Side 1 Inch Inst	EA	
16532	G Service Long Side 1-1/2 Inch Inst	EA	
16533	G Service Long Side 2 Inch Inst	EA	
16534	G Service Long Side 3/4 Inch Inst	EA	
16535	G Service Relocate Inst	EA	
16536	G Service Short Side 1 Inch Inst	EA	
16537	G Service Short Side 1-1/2 Inch Inst	EA	
16538	G Service Short Side 2 Inch Inst	EA	
16539	G Service Short Side 3/4 Inch Inst	EA	
16540	G Service Special Inst	EA	
16541	G Tie-In 02 Inch Inst	EA	
16542	G Tie-In 03 Inch Inst	EA	
16543	G Tie-In 04 Inch Inst	EA	
16544	G Tie-In 06 Inch Inst	EA	
16545	G Tie-In 08 Inch Inst	EA	
16546	G Tie-In 10 Inch Inst	EA	
16547	G Tie-In 12 Inch Inst	EA	
16548	G Tie-In Special Inst	EA	
16549	G Valve Polyethylene/Plastic 02 In Inst	EA	
16550	G Valve Polyethylene/Plastic 03 In Inst	EA	
16551	G Valve Polyethylene/Plastic 04 In Inst	EA	

STANDARD GAS BID ITEMS

BID ITEM CODE	ITEM DESCRIPTION	UNIT	COMMENTS
16552	G Valve Polyethylene/Plastic 06 In Inst	EA	
16553	G Valve Polyethylene/Plastic 08 In Inst	EA	
16554	G Valve Polyethylene/Plastic 10 In Inst	EA	
16555	G Valve Polyethylene/Plastic 12 In Inst	EA	
16556	G Valve Special Inst	EA	
16557	G Valve Steel 02 Inch Inst	EA	
16558	G Valve Steel 03 Inch Inst	EA	
16559	G Valve Steel 04 Inch Inst	EA	
16560	G Valve Steel 06 Inch Inst	EA	
16561	G Valve Steel 08 Inch Inst	EA	
16562	G Valve Steel 10 Inch Inst	EA	
16563	G Valve Steel 12 Inch Inst	EA	
16564	G Valve Box Adjust Inst	EA	

TECHNICAL SPECIFICATIONS

NEW COMMONWEALTH MUNICIPAL GAS SYSTEM

NATURAL GAS RELOCATION BALLARD CO. - KYTC ITEM 1-10020 KY-1290 UTILITY RELOCATIONS

01-10020.00 Ballard 004B00055N

Prepared By:

Qk4, Inc.
1046 E. Chesnut Street
Louisville, KY 40204

October 31, 2019

SECTION 1

GAS LINES

Table of Contents

<u>Paragraph</u>		<u>Page</u>
1.1	Scope	3
1.2	General	3
1.3	Operating Pressures	3
1.4	Polyethylene Pipe	4
1.5	Polyethylene Fittings	4
1.6	Valves (Polyethylene)	4
1.7	Valve Boxes for Steel & Polyethylene Valves	4
1.8	No-Blo Curb Stop Tee	5
1.9	Steel Pipe	5
1.10	Coatings for Steel Pipe	6
1.11	Valves (Steel)	7
1.12	Fittings (Steel)	7
1.13	Tracer Wire and Marking Tape for Polyethylene Line	8
1.14	Pipeline Markers/Test Station	8
1.15	Insulating Flanges and Couplings	8
1.16	Connection to Existing Gas System	8
1.17	Unencased Pipe Bores	9
1.18	Clearing and Grubbing	9
1.19	Excavation for Pipeline Trenches	10
1.20	Pipe Bedding	12
1.21	Handling, Hauling, and Storage	13
1.22	Stringing, Lowering, and Laying Pipe	13
1.23	Joints and Joining Steel Pipe	14
0683	Gas Lines	1-1

Table of Contents (Cont'd)

<u>Paragraph</u>		<u>Page</u>
1.24	Backfilling Trenches	17
1.25	Asphalt, Highway, and Street Replacement	19
1.26	Unpaved Driveways	19
1.27	Property Restoration	20
1.28	Jeeping	20
1.29	Testing	21
1.30	Cleaning and Pigging	21
1.31	Purging	21
1.32	Fire Prevention	22
1.33	Field Regulator	23
1.34	Painting	23
1.35	Drug & Alcohol Misuse Prevention Plan Program	24
1.36	Clean Up	24
1.37	Radiography	24
1.38	Rotary Meter	25
1.39	Prequalified Contractors	26

SECTION 1

GAS LINES

1.1 SCOPE

The work required under this Section of the Specifications consists of furnishing and installing natural gas piping and related items. The contractor shall provide all necessary labor, materials, tools, equipment, and services for an installation complete in every detail and ready for use as required by the Contract Documents. The project shall consist generally of the following items:

- a. The construction of steel and polyethylene natural gas piping,
- b. The furnishing and installing of all other pipeline appurtenances,
- d. Excavation and backfill,
- e. Unencased highway crossings at depths shown on drawings,
- f. Testing, purging and jeeeping,
- g. Installation of insulators and test stations and rotary meter,
- h. Connection to existing line (hot taps), and
- i. Removal of valve boxes on lines to be abandoned.

1.2 GENERAL

All pipe, coatings, valves, meters, and appurtenances shall be manufactured in the United States of America.

Instructions, techniques, and recommendations of the manufacturers shall be complied with in the use of their products except as modified by these specifications, or otherwise by the written direction of the Engineer.

1.3 OPERATING PRESSURES

The MAOP of the gas lines to be installed is as specified on the following page. As such, the piping must be constructed to operate continuously at these pressures. Transmission gas line and appurtenances shall be manufactured and installed to function properly and safely under Code of Federal Regulations, Title 49, Part 192, Transportation of Natural and Other Gas by Pipeline Minimum Federal Safety Standards. Also, all requirements of the Kentucky Public Service Commission must be met.

Steel Line: 90 psi
Polyethylene Line: 60 psi

1.4 POLYETHYLENE PIPE

All plastic pipe and fittings shall be PE 2406, SDR-11. All pipe shall be manufactured in accordance with U.S.D.O.T. Regulations, part 192 and ASTM D-2513.

1.5 POLYETHYLENE FITTINGS

All plastic pipe fittings shall be of the same grade, quality, and character classification as the plastic pipe furnished for this project. Fittings shall be butt fused. Cost for all fittings shall be included in the unit price per foot of pipe. Fittings shall be manufactured by Central Plastics Company of Shawnee, Oklahoma or approved equal.

1.6 VALVES (POLYETHYLENE)

Gas main valves shall be full port and have a built-in position indicator and standard 2-inch square adaptor.

Dual stem seals shall be provided on all valves.

The body of the valve is to be manufactured from PE 2406-SDR-11.

Each valve shall be factory tested and inspected by a duly authorized representative of the manufacturer. The test shall be made by applying hydraulic (or pneumatic) pressure to each side of the plug valve. Valves passing the tests shall have three copies of their certification sent to the Owner's representative for review and record. Valves shall be Kerotest valves or approved equal.

1.7 VALVE BOXES FOR STEEL & POLYETHYLENE VALVES

Valve boxes shall be two-piece, adjustable cast iron, 5-1/4" diameter, of a length suitable for the trench depth at each valve. Cover shall be suitable for use in automobile traffic areas, and have the word "gas" cast in its top.

Install a valve box over each underground valve. Tamp the backfill around the valve body firmly. Set bricks on tamped backfill such that the full weight of the valve box will be

borne upon the brick and that no load is transferred to the valve or pipe from the box (see drawings). Center the box accurately and plumb above the valve operating nut. Tamp backfill firmly around valve box. In walkways, paved surfaces, or foot-traffic areas, tops of valve boxes shall be flush with grade. In grassy areas, woods, or fields, box tops shall be 1/2 inch above grade. When trench backfill is stable, a concrete collar shall be cast around the top of each valve box, except in otherwise paved areas.

NOTE: Existing valve boxes on lines to be abandoned shall be removed once new lines are in service.

1.8 NO-BLO CURB STOP TEES

No-blo curb stop tees shall be as manufactured by Mueller Company or approved equal and meet the following specifications:

- Forged Steel Body ASTM A105
- Steel completion Cap AISI 12L14
- Stainless Steel Stem
- Weld inlet
- Outlet prepared for butt weld same size as outlet and socket weld one size smaller than outlet
- 1,440 psig (9930 kPa)

1.9 STEEL PIPE

Gas main shall be new steel pipe meeting American Petroleum Institute Standard Specifications, as follows:

6-inch diameter to be longitudinally electrically resistance welded (ERW) at the mill, having 0.188-inch wall thickness, API 5L, X42.

4-inch diameter to be longitudinally electrically resistance welded (ERW) at the mill, having 0.188-inch wall thickness, API 5L, X42.

1-inch diameter to be longitudinally electrically resistance welded (ERW) at the mill, having 0.133-inch wall thickness, API 5L, X42.

Manufacturer's notarized affidavit of conformance to the applicable specifications herein shall be provided to the Owner. If requested by the Owner, the manufacturer shall furnish check records indicating the results of physical and chemical tests as required by the applicable

specifications cited above. The Owner shall be permitted to inspect pipe to be delivered to the project at the mill, railhead, coating mill, or project site at his convenience.

1.10 COATINGS FOR STEEL PIPE

The steel main-line gas piping shall be furnished with factory applied coating. The coating shall be as follows:

- A. Epoxy Coating for Pipe: Steel gas piping shall have a 12 mil fusion bonded epoxy coating. The coating is to be a one-part, heat curable, thermosetting powdered epoxy coating designed to provide corrosion protection of the pipe.

Pipe coating shall meet or exceed the following standards:

(1) Impact	ASTM G 14
(2) Abrasion Resistance	ASTM D 1044
(3) Shear	ASTM D 1002
(4) Tensile Strength	ASTM D 2370

Pipe and coating shall be subject to inspection by the Engineer at the storage yard or the site. Should the Engineer allow damaged pipe to be repaired by the Contractor, the repairs shall be to the Engineer's satisfaction without charge under this contract.

Coating for the steel gas pipe shall be Scotchkote 206 N fusion bonded epoxy or equal.

- B. Field Coatings for Pipe, Joints, Fittings

The contractor shall furnish and install all field coating and wrapping materials. Compensation will be included in the price of installing pipe, and NO separate payment will be made.

Field joint coating sleeves shall be a one piece, heat shrinkable, wrap-around of 80 Mils (total sleeve thickness) with a one-piece welded clear closure seal attached to the backing, the width shall be 12 inches. Field joint coating sleeves shall be for below ground applications, and designed for 135 degrees F maximum operating temperature of the pipeline. Sleeve shall be the Canusa one-piece WindoWeld TM Wrapid Sleeve TM, or approved equal with a clear, weldable closure strip, product designation KTC-170-12" YE WW.

All buried materials shall be coated. The field coating or repair shall be at least equal to the mill-applied coating in thickness, bond, and electrical resistance.

All field coating and wrapping shall be done in the manner recommended by the manufacturer of the coating and wrapping materials, and as accepted by the Engineer. One copy of the approved instruction for coating and wrapping the pipe shall be at the job site at all times.

Before applying field coating and wrapping, remove from the surfaces to be coated and wrapped ALL dirt, mud, moisture, loose rust, scale, welding shag, oil, grease, and other foreign matter which may adversely affect the coating and wrapping. Use scraping, wire brushing, or power buffing to remove encrusted or adhered foreign matter. Remove oil, grease, or other soluble materials by wiping or brushing with coal tar solvent or Xylol. Clean out corners, crevices, depressions, wrinkles, or other places which harbor foreign matter.

Prime the cleaned surfaces and apply tape in accordance with manufacturer's instructions. Overlap the field applied coating at least 3 inches over the mill applied coating.

Recoat or repair remaining flaws after holiday testing or damage incurred in the trench.

1.11 VALVES (STEEL)

Valve shall be Kerotest or approved equal. The valve shall have weld-ends which are produced from ASTM A106 grade B, seamless carbon steel. Valves shall be Full Port, ANSI 150.

End Preparation: Butt Weld ends shall conform to the requirements of ANSI B16.25 (1979 Edition) and B31.8 (1989 Edition).

Welding: Valve shall require no special welding precautions. It is recommended that valve be fully closed when welding it in-line.

Testing: All valves shall be 100% seat leak tested and tested at no less than 150% of maximum rated pressure.

1.12 FITTINGS (STEEL PIPE)

All welded fittings for steel piping shall be Tube Turn, Midwest or approved equal, forged steel welding neck for steel butt welding, standard strength (Schedule 40 fittings,

conforming to ANSI/ASME 16.25, ASA B16.9 and MSS-SP-25. All welded steel pipe fittings such as elbows, tees, reducers, etc., shall be of the long radius type.

1.13 TRACER WIRE AND MARKING TAPE FOR POLYETHYLENE LINE

Install 12 gauge underground tracer wire in trench with all polyethylene gas lines. 45 mil coating using drycon connectors, add 5 pound anode every 600 feet of tracer wire. In addition, 2-inch wide underground marking will be installed 12 inches below the ground with all pipe installed. The marking tape will be yellow and will be imprinted to read "CAUTION - GAS LINE BURIED BELOW."

1.14 PIPELINE MARKERS/TEST STATION

Contractor is to furnish and install pipeline markers along the new installation. Markers will be flat top test post type, 5 feet tall, yellow with black letter printed with custom screen #167.

1.15 INSULATING FLANGES AND COUPLINGS

Proposed gas main piping shall be electrically insulated from the existing system near the point of connection. All main line valves shall have insulating kits installed at their flanges. Insulating gaskets shall be neoprene faced, micarta, or equal suitable for natural gas duty at 400 psi working pressure. Electrical conductivity shall be established and maintained throughout the pipeline, and across each insulated valve and flange by the installation of jumper cable to transmit impressed current from the existing system throughout the length of this project.

Insulated weld fittings shall be Kerotest No. WE17 as manufactured by Kerotest Manufacturing Corporation, or approved equal.

Insulated couplings shall be compression type, Dresser or approved equal.

1.16 CONNECTION TO EXISTING GAS SYSTEM

After the distribution system represented by this project has been cleaned and satisfactorily tested, and approved by the Engineer for gas service, the contractor will proceed to tie this project into the existing gas system at the location(s) indicated on the drawings. The connection to the existing system WILL BE a pay item according to the Contract Documents, and

will include all preparations, costs, materials, labor, tools, and equipment to complete and finish a satisfactory tie-in. No additional payment will be made in connection with the tie in.

Before performing connection, contractor shall provide written proof to the Henderson Natural Gas System that the individual(s) performing this work have experience making taps under similar conditions. Henderson Natural Gas System shall be contacted by the contractor and notified of the scheduled tap work at least two days in advance of this work.

Verify with the Henderson Natural Gas System the operating gas pressure in the existing system prior to starting tie-in. Follow all safety precautions including those of the Henderson Natural Gas System. Take fire prevention measures and notify the Henderson Fire Department of the scheduled tie-in. Pay all costs related to safety or emergency responses.

1.17 UNENCASED PIPE BORES

At all paved or concrete streets and driveways, it shall be mandatory for gas piping to be installed by boring under the affected surface without a cover pipe. Such installation shall be defined as an "unencased pipe bore."

Further, on this project, it shall be required to bore under county roads, city streets, concrete or asphalt driveways, and parking lots. The balance of gravel surfaces encountered shall be open-cut and the surface restored.

1.18 CLEARING AND GRUBBING

Gas pipeline is to be installed on private properties as well as upon the rights-of-way of highways, railways, and other utilities. The contractor shall familiarize himself with all special requirements of the respective right-of-way holders before commencing work. No clearing shall be done until the Owner has secured proper authorization or permission from the holders of rights-of-way.

In addition, the contractor shall acquaint himself with all federal, state, and/or local regulations for preventing forest fires, and these regulations shall govern in all cases. Brush and undergrowth shall be piled and burned only at locations specified by the Engineer. Fire spreading beyond clearance limits causing property damage shall be the contractor's liability. Burning, to the extent that it will not conflict with such regulations, shall directly follow clearing work and shall be completed to the Owner's satisfaction before line materials are distributed along the pipe route.

Stumps in the way of the pipe trench ditch shall be grubbed or otherwise removed and the course of the line shall generally be grubbed and graded to allow passage of equipment and to allow the ditch to be excavated to the line and grade established by the Engineer.

1.19 EXCAVATION FOR PIPELINE TRENCHES

Excavation for gas mains shall be open trenches except where the drawings or specifications call for (or the Engineer requires) the contractor to underbore structures, improved surfaces, roads, or highways.

Excavate trenches to the lines and depth indicated and to provide uniform and continuous bearing and support for the installed pipe. Trenching shall include all excavation necessary to prepare the trench for the pipe to be installed regardless of what means or methods are necessary to produce such trench.

Excavation shall be unclassified. The term "unclassified" shall include ALL clearing, grubbing, and disposal of material (including all weeds, briars, trees, and stumps encountered, and the removal of earth, solid rock, roots, hardpan, boulders, street or road surfacing, clay, rubbish, unforeseen obstacles, underground conduits, pipe, drain tile, and other obstacles encountered).

Trench depths shall be as required to provide the specified MINIMUM cover over the tops of the pipes; as required to permit pipes to pass under culverts, roads, driveways, existing pipelines, and other obstructions; and as required to accommodate valves and boxes.

MINIMUM cover over tops of pipes shall be:

- A. 36 inches.
- B. As herein specified for pipes under railroads, highways, creeks, and other special conditions.
- C. As required to maintain minimum cover under future excavation for highways or roadways when these circumstances are known or anticipated.

Trench widths shall be as required for the proper laying and joining of piping and the proper placing and compacting of backfill, but in NO case shall a trench be more than 24 inches wider than the inside diameter of the pipe to be laid therein. Wherever necessary to make joints in the trench, provide ample joint holes in the trench to facilitate this.

Machine or hand-cut trenches, except that in all cases prepare the final subgrade accurately with hand tools, and in special cases where required, cut the trenches entirely by hand. Where excavation is carried below proper subgrade, before laying pipe, bring the trench bottom

up to proper subgrade by backfilling with approved material placed in 3-inch maximum thickness loose layers and thoroughly compact each layer as required to provide uniform and continuous bearing and support for the pipe.

Where the trench bottom at required subgrade is found to be unstable or to include ashes, cinders, or any type of refuse, vegetable or other organic material, or large pieces of fragments of inorganic material which in the Engineer's opinion should be removed, excavate and remove such unsuitable materials when ordered by the Engineer. Before laying pipe, bring the trench bottom up to proper subgrade by backfilling with approved backfill material placed in 3-inch maximum thickness loose layers, and thoroughly compact each layer as required to provide uniform and continuous bearing and support for the pipe. Backfill material shall be as specified under "Special Pipe Bedding."

Where rock is encountered in pipe trenches, remove all rock from sides of trench to provide at least six inches horizontal clearance from the pipe on each side, and remove all rock from the trench. Pipe bedding in rock shall be as specified under "Pipe Bedding."

Shore and brace trenches and excavations as required to protect personnel, adjacent structures, and adjacent property. Where required by the conditions encountered, brace trenches and excavations with suitable close sheathing or sheet piling. Do all necessary cribbing up required for the proper operation of trenching machines.

The contractor shall determine, as far as possible in advance and in accordance with the General Conditions, the location of all existing sewer, culvert, drain, water, electric, telephone conduits, and gas pipes, and other subsurface structures and avoid disturbing same in opening his trenches. The contractor shall furnish and keep a metal detector on the project for this purpose. In case of sewer, water, and gas services and other facilities easily damaged by machine trenching, same shall be uncovered without damage ahead of the trenching machine and left intact or removed without permanent damage ahead of trenching and restored immediately after the trenching machine has passed without extra cost to the Owner. The contractor shall protect such existing facilities, including power and telephone poles and guy wires, against danger or damage while pipeline is being constructed and backfilled, or from damage due to settlement of his backfill. It shall be the responsibility of the contractor to inform the customers of utilities of disruption of any utility service as soon as it is known that it has been or will be cut off.

Construction equipment will not be approved for use where treads are injurious to paving encountered. Curbs, sidewalks, and other structures shall be protected by the contractor from damage by his construction equipment.

In case of damage to any existing structures, repair and restoration shall be made at once and backfill shall not be replaced until this is done. In all cases, restoration and repair shall

be such that the damaged structure will be in as good condition and serve its purpose as completely as before, and such restoration and repair shall be done without extra charge. Where there is the possibility of damage to existing utility lines by trenching machine, the contractor shall make hand search excavation ahead of machine trenching to uncover same.

All trenches must be dug neatly to lines and grades. Hand trenching shall be required at no extra payment where undue damage would be caused to existing structures and facilities by machine trenching.

Where trenching is cut through paving which does not crumble on edges, trench edge shall be cut to at least two inches deep to straight and neat edges before excavation is started, and care taken to preserve the edge to facilitate neat repaving.

The contractor shall not open more trench in advance of pipe laying than is necessary to expedite the work. The contractor shall not open more than 500 feet of trench ahead of pipe laying and shall not leave more than 500 feet of open ditch behind pipe laying before backfilling, except upon written consent of the Owner or the Engineer. No trench shall be left open or work stopped on same for a considerable length of time. In case of objectionable delay, the trench shall be refilled according to backfill specifications. Trench openings that may be of particular danger to children shall be covered or filled in prior to periods when such openings are left unattended.

Dewatering of trenches shall be considered a part of trenching at no extra cost to the Owner. Dewatering of trenches shall include ground water and storm or sanitary sewage. Suitable pumping and other dewatering equipment is to be provided by the contractor to insure the installation of the pipeline structure in a dewatered trench and under the proper conditions. Dewatering shall include all practical means available for prevention of surface runoff into trenches and scouring against newly laid pipe. Precautions shall be taken to prevent flotation of the pipe should water enter the trench prior to putting the pipeline into operation.

Piles of excavated materials shall be trenched or temporarily piped to prevent, as far as practical, blockage of drainage ditches and gutters, and water carriage of excavated materials over street and highway surfaces.

1.20 PIPE BEDDING

All gas main pipe shall be supported on a bed of well compacted earth, dirt, or clay. Bedding material shall be acceptable to the Owner and free from rock, stones, bricks, concrete chunks, organic matter, frozen or other objectionable material. In no case shall pipe be supported directly on rock. When rock is encountered in the trench, bottom bedding shall consist select backfill installed to provide uniform and continuous bearing for the pipe.

1.21 HANDLING, HAULING, AND STORAGE

The contractor shall receive the gas main piping and account for it as he takes it. He shall load, unload, haul, string along the route proposed for laying, and otherwise be responsible for the pipe after he receives it.

Care must be exercised in the handling and hauling of all materials and equipment, and the contractor will be held responsible for all breakage or damage to same caused by his workmen, agents, subcontractors, or equipment for handling and moving. Pipe or any other material shall in no case be thrown or dropped from cars, trucks, or wagons to the ground but same shall be lowered gently and not allowed to roll against or strike other objects violently. All materials shall be handled and placed so as not to interfere with public and private travel and so as not to be unnecessarily damaged. Pipe or other materials may be distributed at places that will not interfere with other construction operations as unloaded, or may be yarded and distributed as required as the contractor may elect. Valves, valve boxes, joining materials, meter box covers, castings, reinforcing steel and other similar materials shall be yarded or housed in some convenient location by the contractor and delivered on the ground as required. In all cases, materials shall be handled and stored in a manner which will facilitate inspection by the Engineer.

Pipe shall be placed on skids so that it is raised above the ground a sufficient height to properly accommodate welding. Pipe with welded seams shall be laid with seams staggered in adjacent joints not less than two inches apart. For coated pipe, the skids shall be padded as required to prevent damage to the pipe coating and special care in handling shall be practiced.

1.22 STRINGING, LOWERING, AND LAYING PIPE

Pipe shall not be lowered into the trench before the joint protective coating has hardened, and the coating has successfully passed the electrical holiday detection test. In case of accidental damage to the protective coating, the damaged coating shall be replaced and the covering left in equal condition to that of the undamaged portion, in the opinion of the Engineer.

If the use of powered equipment is required to lower the pipe, belt pipe slings or appropriately sized padded calipers shall be used to lower the pipe into the trench. Otherwise, pipe shall be laid directly into an open trench with manpower. Do not under any circumstances drop or dump piping materials either from transportation vehicles or into trenches. Inspection of the trench shall be made by the contractor prior to lowering to see that no rocks or sharp objects are in the ditch which might damage the pipe or the pipe coating.

To permit thermal expansion and contraction of the pipe in the trench and to avoid unnecessary stress, the pipe shall be placed to "weave" from side to side in the trench, and weighted with select backfill material to maintain a pattern of "slack" in the pipeline.

Sections of coated pipe shall not be dragged or pulled into position without adequate protection for the protective coating and allowance made for pipeline slack in the ditch.

The pipe shall be lowered into the trench prior to repair of any broken tile or other damaged existing service lines. A minimum distance of 12 inches shall be provided between the gas mains or services and other service or utility lines; or other obstructions which might reduce the quality of construction or damage such obstructions. Such lines and obstructions shall be exposed for a sufficient length of time to allow the Engineer to make adequate investigations on which to base his decision. If controlling authorities require a greater clearance than 12 inches, this greater distance shall be provided by the contractor. The Engineer may order such further precautions as necessary to protect the pipe, including increasing clearances and the furnishing and installation of insulation.

Before an open pipe end is lowered into the trench, it shall be tightly capped with a line cap, a plastic end cap, a mental cone, or some similar form of protection. Where work is suspended at night or for any reason, the open ends of the pipeline shall be securely plugged or closed to prevent entrance of water and other foreign materials. All foreign materials shall be kept from entering the pipe at all times. If foreign material does enter the pipe, it shall be removed before the laying procedures continue.

Where a directional change is required in the pipeline, either vertical or horizontal, which does not require fabricated fittings, permission may be granted to bend the pipe. Pipe bends shall be made before the pipe is placed in the pipeline.

All bends in steel pipe shall be made by a smooth bending method. They shall be made with a bending shoe as approved by the Engineer.

Bends in steel pipe shall be free of wrinkles, buckles, cracks, or other evidence of damage or characteristics which will reduce the quality of the pipe or construction of the finished pipeline. Miter bends are NOT permitted. In no case shall a bend section contain a pipe joint. The longitudinal weld of steel pipe should be near the neutral axis of the bend.

1.23 JOINTS AND JOINING (STEEL PIPE)

A. General

Principal joining methods for this project shall be:

- Steel gas mains shall be welded.
- Fittings shall be fabricated fittings manufactured for welding and joined by welding.
- Insulated compression couplings shall be used on service lines and as otherwise indicated.

Other types of joints shall be extraordinary and shall require the prior approval by the Engineer on a case by case basis.

- B. Steel Pipe Joining: Any and all welding on the gas mains or appurtenances thereto, the testing and qualifications of welders, and destructive or non-destructive inspection, shall be in accordance with Part 192, Title 49 of the Code of Federal Regulations, latest revision, and the terms of API Standard 1104, "Standard for Welding Pipe Lines and Related Facilities," which are hereby incorporated by reference and made a part of these Specifications.

All welding, welds, and welded connections shall conform to ANSI/AWS D10.12, ANSI/AWS C5.6, ANSI/AWS D10./11, NFPA 51, NFPA 51B, API 1104, Section 11A of the ASME Boiler and Pressure Vessel Code and/or Section IX of the ASME Boiler and Pressure Vessel Code.

The contractor shall use only competent and skilled workmen on welding. Welders shall obtain their certification six months prior to the commencement of work on this project. Welding test certificate from an independent testing laboratory will be supplied to the OWNER by contractor before construction begins for any welder that will perform any work on the project. Each welding operator shall identify his welds with an approved stamp. Welders tested and certified by major gas operating companies may be approved upon application to the Engineer, provided they meet the above regulations. No welding shall be done on any piping, fittings, or other equipment until the welders have been fully qualified in accordance with the test requirements set forth herein. The expense of making all tests of welding operators shall be assumed by the contractor.

Steel gas mains shall be fusion welded by the electric weld process. Steel pipe and fittings shall be butt welded by the shielded metal-arc welding process using a manual welding technique, unless other welding methods are submitted to, and approved by, the Engineer. All welded joints shall be of the single "v" type tapered to 1/16 inch of inside pipe wall. Only direct

current shall be used in field welding. No arc welding shall be permitted on pipe with less than two inch nominal diameter.

In instances where pipe other than seamless is used, the longitudinal seams of such pipe shall be staggered by not more than twenty degrees and welded sections or single joints shall be assembled and lowered into trench so that the longitudinal seams remain on the top half of pipe.

Welding shall not be performed when the quality of the completed weld may be impaired by prevailing weather conditions. The Engineer's decision shall govern whether conditions are suitable or unsuitable for welding.

The contractor shall protect filler metals and fluxes from deterioration and excessive moisture changes prior to use. Welding rods or other material which show signs of damage or deterioration shall not be used. During windy weather, suitable windguards shall be provided to protect the work. The contractor shall temporarily suspend work whenever, in his own opinion or in the opinion of the Engineer, conditions are not conducive to doing good work.

Gas pipe shall be welded prior to lowering into the trench except where the Engineer permits the pipe to be welded after placement. The adjoining ends of pipe to be welded shall be rigidly supported in true alignment with proper separation throughout the welding process.

All surfaces to be welded shall be bright, clean, and free of foreign material that may enter or be detrimental to the weld. The ends of pipe at all welded joints shall be properly beveled, and field bevels shall be made by the use of a pipe beveling machine, or other method approved by the Engineer.

All welds on piping of two inch nominal diameter and larger shall be made with no less than three beads. The size of electrode for each pass on each size of pipe shall be as approved by the Engineer. Each bead shall be applied completely around the pipe, and shall be thoroughly cleaned of all scale, slag, or other foreign materials before the next bead is started. The filler bead and final bead shall be applied as soon as practical behind the stringer bead.

The completed weld shall project a minimum of 1/16 of an inch above the surface of the pipe at all points and shall have a width of not less than one-half inch or 1/16 of an inch over the shoulder of the pipe bevel. The welds shall be at least two and one-half times as wide as the pipe thickness, and shall be at least 125 percent as thick as the pipe being welded. Cooling of welds by using any other substance than air shall NOT be permitted.

Each completed weld shall be free of overlaps, undercuts, excessive convexity, scale, oxides, pin holes, non-metallic inclusions, air pockets, de-burred prior to applying joint wrap.

All welds which are rough or sweat or leak shall be cut out and pipe ends cleaned and beveled and new welds made before lowering into trench.

Before placing in trench, all pipe, joints, fittings, and valves shall be field tested with an "electric holiday" detector in the presence of the Engineer. Use proper test voltage as recommended by the coating manufacturer for the type of coating involved. Joints made in the trench and other miscellaneous units which are impractical to test on the ditch bank, shall be tested for holidays in the trench.

Repair all "holidays" which may be found by the tests, and repeat the Tests as required for approval. Coating tests shall conform with ANSI/ASTM G62.

At the request of the Engineer, any weld designated by him may be subjected to radiogram inspection. Should the weld prove to be defective, the contractor will assume ALL costs for cutting out and replacing the weld.

When required by the Owner or Engineer, sample welds will be removed and sent to an independent testing laboratory to be destructively tested. If more than two welds, or ten percent, of such welds fail, the welder will not be allowed to weld on this job until sufficient proof that the welder has re-qualified along with a retest is submitted to the Owner and Engineer for their approval.

When re-welding the line where test welds have been cut out, one weld shall be used if it is practical to pull line back into position without damage to the pipe or coating. If it is not practical to pull the line into position, two welds shall be made by installing a nipple having a minimum length of 30 inches into the line.

Gas main fittings shall be of the butt-weld type. Use fittings at intersections and directional changes greater than 30 degrees. Welding specifications and techniques shall be the same as for welding main line pipe.

Threaded joints shall be used only above ground land upon approval by the Engineer. Where used, pipe shall be forged steel, 2000 psi W.O.G., with NPT threads. Threads shall be coated with thread compound or tape suitable for natural gas threaded connections.

1.24 BACKFILLING TRENCHES

The work required under this subsection includes the furnishing of all labor, materials, equipment, and services necessary for the backfilling of all trenching over the length of the pipeline.

Trenches shall be backfilled as soon as possible after approval of any leakage tests and electric holiday tests if applicable. Backfilling shall not commence until the Engineer or the Owner's Representative is satisfied that the pipe has proper depth and is firmly supported on approved bedding material. Where the trench crosses driveways, roads, streets, or other places used for the travel of vehicles or pedestrians, proper care should be taken so as NOT to impede the flow of traffic unnecessarily. In no case shall a street, road, or private driveway be left unusable overnight.

Backfill around and immediately over the top of the pipe with stable stone-free earth having a maximum particle size of 1/2 inch placed to a minimum level of six inches above the top of the pipe and compacted by "walking in." Wherever it is deemed necessary by the Engineer, hand labor shall be used in starting the backfill.

Machine backfilling, using excavated trench materials, may be permitted when all the following conditions are met:

- In non-paved or non-improved areas only.
- Only in the remainder of the trench after six inches of rock-free earth has been placed uniformly above the pipe, as specified above.
- The amount of backfill dumped or dozed into the ditch must not be excessive or placed in such a manner as to displace or disturb the pipe.
- Backfill shall be spread uniformly.
- Hard objects must not exceed six inches in any dimension, and in no case be allowed to come in contact with the pipe.
- Small rock in the backfill must be mixed with earth.
- Truck or rubber tired equipment shall not be "walked" in the ditch until it is completely full of backfill material.

Backfill pipe under paved areas or vehicular traffic areas from the level of six inches above the pipe to the paving subgrade with No. 9 crushed stone. Machine tamp using compacting roller to obtain at least the density of the adjacent undisturbed soil.

Where grass plots or sod are destroyed on state highway rights-of-way, the surface shall be prepared and restored according to the requirements of the state highway department.

Waste materials and excavated materials from trenches, in excess of the quantity required for trench backfill, shall be disposed of by the contractor. It shall be the responsibility of the contractor to obtain a location or permits for its disposal. Such materials shall be disposed of at an approved landfill or as otherwise directed by the Engineer. All rock, including crushed rock or gravel from construction, must be removed from lands and fields.

Should a period of time exist between the time of backfill and surfacing or property restoration, the contractor shall maintain the area so that a satisfactory condition exists. Before completion of the contract all backfills shall be reshaped, holes filled, and surplus materials hauled away and the restoration of permanent walks, streets, driveways, highway paving, and reseeding performed. If backfilling of the trench or surface restoration is not properly completed, a proportionate part of the price for pipe laying shall be retained from payment estimates.

The contractor shall refill and lightly grade all sunken areas as required or as requested by the Owner throughout the guarantee period and prior to expiration of the guarantee period correct all such unsatisfactory areas to the satisfaction of the Owner.

1.25 ASPHALT, HIGHWAY, AND STREET REPLACEMENT

Should the open-cut method be used to install the gas piping across asphalt highways, streets, or driveways in lieu of using unencased bores, the contractor shall do the work in accordance with the specifications hereinafter.

Prior to trenching the pavement shall be scored or cut to straight edges at least 12 inches outside each edge of the proposed trench to avoid unnecessary damage to the remainder of the paving. Edges of the existing pavement shall be recut and trimmed to square straight edges after the pipeline has been installed and prior to placing the new base and pavement.

The contractor shall replace those sections of existing highways, streets, and driveways required to be removed to install the pipeline. He shall construct same to the original lines and grades and in such manner as to leave all such surfaces in fully as good, or better, condition than that which existed prior to his operations.

1.26 UNPAVED DRIVEWAYS

Where unpaved driveways and parking areas are disturbed during the construction work, they shall be replaced in fully as good, or better condition than that which existed prior to the contractor's operations.

Backfilling of the pipeline trench shall be in accordance with the requirements of the specifications and shall be topped to grade with six inches compacted thickness crushed stone surface course.

1.27 PROPERTY RESTORATION

The contractor shall be required to restore all areas disturbed by his operations to a condition equal to, or better than, the condition prevailing prior to construction.

Reasonable care shall be taken during construction to avoid damage to vegetation. Ornamental shrubbery and tree branches shall be temporarily tied back (where appropriate) to minimize damage. Trees which receive damage to branches shall be trimmed of those branches to improve the appearance of the tree. Tree trunks receiving damage from equipment shall be treated with a tree dressing.

All graded areas and pipeline trenches shall be left smooth and thickly sown with Kentucky #31 Fescue at a rate of not less than four pounds of seed per 1,000 square feet.

Areas to be seeded shall be rough graded to four inches below the finished grade. Topsoil shall then be spread and final grades established. Fine grade the entire area by discing or tilling to a depth of four inches. Then drag, or rake, the area with a plank float or by other means to develop a smooth even surface.

When the final grading has been completed, the entire area to be seeded shall be fertilized with ammonium nitrate at the rate of five pounds per 1,000 square feet and an approved commercial fertilizer at the rate of ten pounds per 1,000 square feet.

After the fertilizer has been distributed, the contractor shall disc or harrow the ground to thoroughly work the fertilizer into the soil. The seed shall then be broadcast either by hand or by approved sowing equipment at the rate specified. After the seed has been distributed, the contractor then shall lightly cover the seed by use of a drag or other approved device.

The seeded area then shall be covered with straw to a depth of approximately 1-1/2 inches. Any necessary reseeding or repairing shall be accomplished by the contractor prior to the final acceptance. If the construction work is brought to completion when the season is not favorable for the seeding of the grounds, then the contractor shall delay this time of work until the proper season for such seeding as directed by the Engineer.

1.28 JEEPING

After the pipeline has been welded and the joints coated, the complete pipeline shall be jeeped above ground. All holidays shall be repaired before lowering-in and backfilling. Only low-voltage jeeps shall be used and voltage shall be set to manufacturer's specifications but not higher than 125 volts per mil of coating thickness.

1.29 TESTING

Gas lines and appurtenances shall be tested at a minimum of 150% of the rated MAOP. The Contractor shall furnish to Owner a written outline of procedure to be used for testing. All charts, graphs and records of testing shall be turned over to Owner. The minimum duration of the pressure test shall be 8 hours and shall show temperature, pressure and descriptive location of lines being tested. Test medium is to be nitrogen.

1.30 CLEANING AND PIGGING

Contractor shall ensure the inside of all mains have been thoroughly cleaned of all foreign materials, water and loose rust. Mains may be pigged or swabbed during construction and ends sealed to prevent reentry of foreign material; but, after testing and prior to purging and filling, all mains shall be pigged with a minimum of two runs. Contractor shall submit, in writing, to the Owner an outline of procedure to be followed for Cleaning and Pigging. Procedure shall include name, type and/or stock number of pigs to be used. If water has been used for testing, each lateral line shall be cleared of water by blowing compressed air back to main line. If lateral line cannot be adequately cleared by this method, Contractor shall drain and/or re-pig until lateral has been cleared of water.

1.31 PURGING

When it is necessary to blow down a pipeline or fill a pipeline with natural gas that has contained air, the following procedures shall be followed and shall be applicable to all pipelines regardless of the operating pressures. (192.629)

- a. When a pipeline full of air is placed in service the air may be safely displaced with gas by introducing a moderately rapid rate of flow through the pipeline and out of a vent at the opposite end. The flow should be continued without interruption until the vented gas is free from air. The vent should then be closed. Whenever possible, a "squeegee" type pig or a slug of inert gas should be used to separate the gas and air to minimize the possibility of an explosive mixture.
- b. In cases where gas in a pipeline is to be displaced with air, a procedure similar to, but the reverse of, that described in (a) should not be used. If the rate of air that can be supplied is not sufficient to create a turbulent flow of air, then a "squeegee" pig or slug of inert gas must be used. If there is a reason to

suspect the presence of volatile inflammable liquid precautions should be taken to minimize the possibility of striking static sparks within the pipeline.

- c. Before any cutting or welding is done on a pipeline that contains gas, it must be disconnected from all sources of gas and then purged with air, water or inert gas. If it is not possible to disconnect and purge the line per foregoing, the operation may be carried out in accordance with the following procedure after approval by the Engineer.
 - (1) Keep the pipeline full of gas and maintain a slight flow of gas toward the point where cutting or welding is being done.
 - (2) Control the gas pressure at the point of cutting and welding with a blow-off valve or other suitable means.
 - (3) Close all slots or open ends - immediately after they are cut - with mud, tape, or other suitable material. If mud is used, it shall be replaced with tape or a tight fitting canvas bag immediately after the cut has been completed.
 - (4) Do not permit two openings to remain uncovered at the same time.
- d. No welding or cutting will be done on a pipeline that contains air and is connected to a source of gas, unless a suitable means has been provided to assure that an explosive mixture does not exist.

1.32 FIRE PREVENTION

Maintain suitable approved fire extinguishing equipment near the locations where work involving natural gas or other combustible material is in progress, and especially in the vicinity of "hot connection" and purging operations.

Use every possible safety precaution to prevent fire and explosions and comply with all applicable safety and fire prevention codes.

Portable fire extinguishing equipment shall conform to National Fire Protection Association's Standard Section 10.

The storage and use of flammable and explosive liquids, solids, and devices shall be in accordance with the applicable sections of the National Fire Protection Association's Codes, Standards, and Recommended Practices.

Section 1 of the NFPA standards shall be followed at all times.

1.33 FIELD REGULATOR

The field regulator shall consist of the following:

Material	Quantity
• 90° meter loop	2
• 3/4” x 4” Nipples, high pressure	3
• 3/4” Union	1
• 3/4" Threaded Steel Tee	1
• 3/4" Transition Fitting	1
• 1” Mueller H-17889 Curb Valve Tee and box, or equal	1
• 3/4" Steel Pipe	As required
• 3/4" PE Pipe	As required
• 3/4" Nordstrom Flg. 524 Valve	
• OR 1” Mueller Valve H-17900, or equal	1 *
• 3/4" Fisher 627R, or equal 1/8” orifice 5-20 psig spring	1
• 3/4" Fisher H202-40, or equal Relief valve	1
• UMAC 3/4" Excess flow valve Model Series 1800, or equal	1 *

NOTES:

- Use Nordstrom Valve, or equal if the main pipeline has a MAOP of 400 psi or less; Use Mueller Valve, or equal if the main pipeline has a MAOP of over 400 psi.
- Excess flow valve required for field regulator serving 1
- Install regulator so that vent is facing down.
- Paint field regulator with gray paint.
- Paint in-line valves red, bypass valves yell, relief valves green and valve box lids yellow.

1.34 PAINTING

All metallic piping, valves, hangers, supports, vents, control boxes, etc., exposed above ground shall be painted as follows:

Remove pipe coating material (except galvanizing), rust, dirt, grease, scale, slag, and foreign matter by sandblasting and/or wire brush cleaning. Preparation of the surface shall conform with SSPC-SP-1 and SSPC-SP-6. Surfaces to be painted shall be dry and free from moisture.

Apply one prime coat of Rust-O-Leum, Krylon, or De Rusto or approved equal gray, white or red rust inhibitive primer. Allow proper drying between coats.

Apply two finish coats of Rust-O-Leum, Krylon, or De Rusto or approved equal heavy duty paint. Allow proper drying time between coats.

Valves shall be bright red. Casing vents shall be white with bright red returns. Valve box tops shall be painted yellow. All guard posts shall be painted with yellow and black stripes to meet OSHA standards. All other exposed times shall be painted as specified by the Owner.

1.35 DRUG & ALCOHOL MISUSE PREVENTION PLAN PROGRAM

Contractor shall have a drug and alcohol misuse prevention plan in place in accordance with D.O.T. Pipeline Safety Regulation 49 CFR Part 192. Plan shall be submitted to the Henderson Natural Gas System prior to commencement of work.

1.36 CLEAN UP

The contractor shall not allow the site of the work to become littered with trash and waste material, but shall maintain the same in a neat and orderly condition throughout the construction period. The Engineer shall have the right to determine what is, or is not, waste material or rubbish and the place and manner of disposal.

On or before completion of the work, the contractor shall thoroughly clean all sites of the work or premises which he has entered upon. He shall tear down and remove all temporary structures built by him, remove rubbish of all kinds from any of the areas he has worked in or occupied, and leave them in a neat and clean condition.

1.37 RADIOGRAPHY

1. Contractor is to radiograph every third weld in project. The radiography shall be examined in the manner prescribed by the latest D.O.T. approved edition of APIP 1104.

2. Any x-ray not meeting the referenced standard shall be re-performed at the Contractor's expense.
3. Radiographic examination of piping shall be performed in accordance with a qualified written procedure. The procedure shall comply with the referenced standard and shall be furnished as a submittal to the project.
4. All radiographs will be made available to the Engineer and on-site inspector for examination prior to first flow through the interconnect.
5. Any weld that is repaired or replaced shall be re-examined by radiograph in accordance with the same procedure used to examine the weld initially. Any repair costs shall be the sole responsibility of the Contractor.
6. For each reject weld radiograph, the weld or x-ray number will be written at the end of each radiograph in white was pencil for easy referencing and review.
7. All films shall be clearly identified by the weld ID number, job number and number belts so that the proper weld and any discontinuities in it can be quickly and accurately located. When radiographing a repaired weld, use the original weld number and add the letter "R" at the end of the number.
8. When radiographing a cutout weld, add the letter "N" to the original weld number. If the weld requires replacement again, add "NN" to the original number. If a replacement weld requires repair, add "NR".

1.38 ROTARY METER

The meter shall be a Roots Dresser B3-232m232CD or equal meeting the following specifications:

Pipe Size	4"
Meter Size	23m232
Capacity (4oz)	23,000
Pressure	60
Maximum Capacity @ Pressure	116,805
Start Rate (4oz)	10.33
Rangeability +/- 1%	169

Rangeability +/- 2%	320
Minimum Capacity @ Pressure 1%	691
Minimum Capacity @ Pressure 2%	365
Start Rate @ Pressure	52
Stop Rate @ Pressure	29
Atmos Pressure	14.4
MSCFD	2,803.3

Ball valves shall 4-inch regular port rated at 200 psi as manufactured by Balon or equal. The corrector shall be a Roots Dresser MC-PTLZ-G180 or equal, with a meter strainer with test port TSM-04-150 with 100 mesh SS line with a PS-4-M stand, or equal.

1.39 PREQUALIFIED CONTRACTORS

The following contractors are qualified to perform work on the project:

END OF SECTION

Standard Gas Bid Item Descriptions

BOLLARDS This item is for payment for furnishing and installing protective guard posts at above ground utility installations. A bollard may consist of, but not limited to, a steel post set in concrete or any other substantial post material. This item shall include all labor, equipment, and materials needed for complete installation of the bollard as specified by the utility owner specifications and plans. If the Company does not have specifications, KYTC's Specifications shall be referenced. This item shall be paid EACH (EA) when complete.

NOTE: A bid code for this item has been established in standard roadway bid items and shall be used for payment of this item. The bid code is 21341ND.

G DIRECTIONAL BORE Payment under this item is made whenever the plans or specifications specifically show directional boring is to be utilized in order to minimize the impact of open cut for the installation of gas main under streets, creeks, etc. Payment under this item shall include the specified bore pipe, labor, and equipment. No separate payment shall be made for bore pipe installed in the bore whether used as a carrier pipe or an encasement of a separate carrier pipe. Carrier pipe installed within a bore pipe shall be paid separately under pipe items. Payment under this item shall be for all sizes and not be size specific. No separate bid items will be established for size variations. The bore pipe sizes to be included under this item shall be as shown on the plans and/or in the specifications. This bid item shall also include the cost of pre and/or post directional bore gas installation video inspection of adjacent sanitary and storm sewer mains, manholes, and laterals when the utility specifications associated with the contract require such video inspection. Please refer to the Utility Company's Specifications. If the Company does not have specifications, KYTC's Specifications shall be referenced. This item shall be paid LINEAR FEET (LF) when complete.

G ELECTRONIC ID MARKER This bid item is to pay for labor, equipment, computer programming, and installation of an electronic ID marker at the locations shown on the plans or as directed by the engineer. The marker may be in the form of a ball, disk, cylinder, post, or other shape as required by specification and may be buried, at grade, or above grade as specified. Please refer to the Utility Company's Specifications. If the Company does not have specifications, KYTC's Specifications shall be referenced. Paid EACH (EA) when complete.

NOTE: This bid item is not for payment of standard non-electronic markers or monuments. A separate "Line Marker" bid item is established for this purpose.

G ENCASEMENT STEEL BORED This item shall include the steel encasement pipe size as specified on the plans and in the specifications, casing spacers, end seals, vents, labor, and equipment to bore and install the encasement in accordance with the plans and specifications, complete and ready for use. The size shall be the measured internal diameter of the encasement pipe. The sizes of encasement to be paid under the size ranges specified in the bid items shall be as follows:

- Range 1 = All encasement sizes greater than 2 inches to and including 6 inches
- Range 2 = All encasement sizes greater than 6 inches to and including 10 inches
- Range 3 = All encasement sizes greater than 10 inches to and including 14 inches
- Range 4 = All encasement sizes greater than 14 inches to and including 18 inches
- Range 5 = All encasement sizes greater than 18 inches to and including 24 inches
- Range 6 = All encasement sizes greater than 24 inches

(Encasement sizes of 2 inches internal diameter or less shall not be paid separately; but, shall be considered incidental to the carrier pipe.) Payment under this bid item shall not include the carrier pipe. Carrier pipe shall be paid under a separate bid item. Please refer to the Utility Company's Specifications. If the Company does not have specifications, KYTC's Specifications shall be referenced. This item shall be paid LINEAR FEET (LF) when complete.

G ENCASEMENT STEEL OPEN CUT This item shall include the steel encasement pipe size as specified on the plans and in the specifications, casing spacers, end seals, vents, labor, and equipment to open cut and install the encasement in accordance with the plans and specifications, complete and ready for use. The size shall be the measured internal diameter of the encasement pipe. The size encasement to be paid under the size ranges specified in the bid items shall be as follows:

- Range 1 = All encasement sizes greater than 2 inches to and including 6 inches
- Range 2 = All encasement sizes greater than 6 inches to and including 10 inches
- Range 3 = All encasement sizes greater than 10 inches to and including 14 inches
- Range 4 = All encasement sizes greater than 14 inches to and including 18 inches
- Range 5 = All encasement sizes greater than 18 inches to and including 24 inches
- Range 6 = All encasement sizes greater than 24 inches

(Encasement sizes of 2 inches internal diameter or less shall not be paid separately; but, shall be considered incidental to the carrier pipe.) Payment under this bid item shall not include the carrier pipe. Carrier pipe shall be paid under a separate bid item. Please refer to the Utility Company's Specifications. If the Company does not have specifications, KYTC's Specifications shall be referenced. This item shall be paid LINEAR FEET (LF) when complete.

G FARM TAP AND REGULATOR This item is for the installation of gas service tap and regulator assembly on a gas transmission main. This item shall include excavation, labor, equipment, and all tapping, piping, fittings, and regulator materials to install the farm tap and regulator assembly in accordance with the plans, specifications, and standard drawings complete and ready for use. Only one pay item has been established for Farm Tap and Regulator installations. Payment shall be made under this item regardless of farm tap service and regulator size. No separate pay items will be established for size variation. Please refer to the Utility Company's Specifications. If the Company does not have specifications, KYTC's Specifications shall be referenced. This item shall be paid EACH (EA) when complete.

G LINE MARKER This item is for payment for furnishing and installing a gas utility line marker as specified by the utility owner specifications and plans. A line marker may consist of a post or monument of whatever materials specified and shall include markings and/or signage on same as specified by plans or specifications. This item shall include all labor, equipment, and materials needed for complete installation of the marker. This item shall be paid EACH (EA) when complete.

NOTE: This bid item is not for payment of "Electronic ID Markers". Electronic ID Markers are paid under a separate bid item.

G MAIN ABANDON This bid item is in full payment for all efforts in abandonment of all gas mains and facilities shown to be abandoned on the plans, for removal of any sections of abandoned main that is in conflict with road construction, and for nitrogen purge and plug of any sections of main that are to remain. All work shall be done in accordance with the plans and specifications, and in accordance with

all pipeline safety regulations. This bid item is for all work to abandon and purge gas main in the total project regardless of size or length. No adjustment in the unit bid price will be allowed if the scope of work described in this item should increase in this contract for any reason. Please refer to the Utility Company's Specifications. If the Company does not have specifications, KYTC's Specifications shall be referenced. This item is to be paid LUMP SUM (LS) when complete.

G MAIN POINT RELOCATE This item is intended for payment for horizontal and/or vertical relocation of a short length of an existing main at the locations shown on the plans. This bid item is to be used to relocate an existing gas main at point locations such as to clear a conflict at a proposed drainage structure, pipe or any other similar short relocation situation. All new materials are to be used. The materials provided shall be of the same type and specification as those that exist. Substitution of alternative materials shall be approved by the engineer in advance on a case by case basis. Payment under this item shall be for each location requiring an existing main to be relocated horizontally or vertically regardless of pipe size or relocation length. No separate pay items will be established for pipe size variations or relocation segment length variations. Main Point Relocate shall not be paid on a linear feet basis; but shall be paid EACH (EA) at each location when complete and placed in service. Please refer to the Utility Company's Specifications. If the Company does not have specifications, KYTC's Specifications shall be referenced.

G METER AND REGULATOR This bid item description shall be used for all meter and regulator bid items of every size except those defined as "Special". These pay items are for all labor, equipment, and materials needed for the installation of a service meter and regulator assembly at the locations shown on the plans or as directed by the engineer in accordance with specifications and standard drawings complete and ready for use. Materials to be provided under this bid item shall include, but are not limited to, meter, regulator, piping, fittings, building anchoring brackets, and hardware needed to create and install the assembly. Please refer to the Utility Company's Specifications. If the Company does not have specifications, KYTC's Specifications shall be referenced. This item shall be paid EACH (EA) when complete.

G PIPE This description shall apply to all polyethylene/plastic and steel pipe bid items of every size and type to be used as gas main, except those bid items defined as "Special". This item includes the pipe specified by the plans and specifications, all fittings (including, but not limited to, bends, tees, reducers, plugs, and caps), tracing wire with test boxes (if required by specification), corrosion protective coatings of steel pipe and fittings, labor, equipment, excavation, bedding, restoration, pressure testing, backfill, etc., required to install the specified new pipe and new fittings at the locations shown on the plans, or as directed, in accordance with the specifications and standard drawings complete and ready for use. For steel pipe, this bid item shall include all cathodic protection anodes, lead wire, test boxes or stations, and any accessories. No additional payment will be made for rock excavation. This bid item shall include material and placement of flowable fill under existing and proposed pavement, and wherever else specified on the plans or in the specifications. This bid item shall also include the cost of pre and/or post directional bore gas installation video inspection of adjacent sanitary and storm sewer mains, manholes, and laterals when the utility specifications associated with the contract require such video inspection. Measurement of quantities under this item shall be through valves (including horizontal measurements through above grade valves), fittings, encasements, and directional bores (only when a separate carrier pipe is specified within the directional bore pipe). Measurements shall be further defined to be to the center of tie-in where new pipe contacts existing pipe at the center of connecting fittings, to the outside face of vault or structure walls, or to the point of main termination at dead ends. No separate payment will be made under pipe items when the directional bore pipe is the carrier pipe. Please refer to the Utility

Company's Specifications. If the Company does not have specifications, KYTC's Specifications shall be referenced. This item shall be paid LINEAR FEET (LF) when complete.

G REGULATOR STATION Includes all labor, equipment, materials and restoration, to install a new gas regulator station as indicated on plans and on standard drawings complete and ready for use. Only one pay item has been established for regulator station installations. Payment shall be made under this item regardless of regulator station size. No separate pay items will be established for size variation. Please refer to the Utility Company's Specifications. If the Company does not have specifications, KYTC's Specifications shall be referenced. This item shall be paid EACH (EA) when complete.

NOTE: This item is to be used to pay for regulator stations to reduce the pressure of gas from a higher pressure main to feed a lower pressure main. This item is not to be used to pay for regulators used on individual customer service lines.

G SERVICE LONG SIDE This bid item description shall apply to all service line installations of every size bid up to and including 2 inch inside diameter, except those service bid items defined as "Special". This item includes the specified piping material, main tap, coupling for connecting the new piping to the surviving existing piping, encasement of 2 inches or less internal diameter (if required by plan or specification), labor, equipment, excavation, backfill, testing, and restoration, at the locations shown on the plans or as directed, in accordance with the specifications and standard drawings, complete and ready for use. This bid item is to pay for service installations where the ends of the service connection are on opposite sides of the public roadway and the service line crosses the centerline of the public roadway as shown on the plans. The length of the service line is not to be specified. Payment under this item shall not be restricted by a minimum or maximum length. The contractor shall draw his own conclusions as to the length of piping that may be needed. Payment under this item shall include boring, jacking, or excavating across the public roadway for placement. Placement of a service across a private residential or commercial entrance alone shall not be reason to make payment under this item. Private or commercial entrances shall not be considered a public roadway in defining payment under this item. This pay item does not include installation or relocation of meters. Meters will be paid separately. This bid item shall also include the cost of pre and/or post directional bore gas installation video inspection of adjacent sanitary and storm sewer mains, manholes, and laterals when the utility specifications associated with the contract require such video inspection. No additional payment will be made for rock excavation or for special bedding required in rock excavation. Please refer to the Utility Company's Specifications. If the Company does not have specifications, KYTC's Specifications shall be referenced. This item shall be paid EACH (EA) when complete.

G SERVICE SHORT SIDE This bid item description shall apply to all service line installations of every size up to and including 2 inch internal diameter, except those service bid items defined as "Special". This item includes installation of the specified piping material of the size specified on plans, encasement of 2 inches or less internal diameter (if required by plan or specification), main tap, coupling for connecting the new piping to the surviving existing piping, labor, equipment, excavation, backfill, testing, and restoration, at the locations shown on the plans or as directed, in accordance with the specifications and standard drawings, complete and ready for use. This bid item is to pay for service installations where both ends of the service connection are on the same side of the public roadway, or when an existing service crossing a public roadway will remain and is being extended, reconnected, or relocated with all work on one side of the public roadway centerline as shown on the plans. The length of the service line is not to be specified and shall not be restricted to any minimum or maximum length. Payment shall be made under this item even if the service crosses a private residential or commercial entrance; but, not a public roadway. Private or commercial entrances shall not be considered a public

roadway in defining payment under this item. The contractor shall draw his own conclusions as to the length of piping that may be needed. This pay item does not include installation or relocation of meters. Meters will be paid separately. This bid item shall also include the cost of pre and/or post directional bore gas installation video inspection of adjacent sanitary and storm sewer mains, manholes, and laterals when the utility specifications associated with the contract require such video inspection. No additional payment will be made for rock excavation or for bedding required in rock excavation. Please refer to the Utility Company's Specifications. If the Company does not have specifications, KYTC's Specifications shall be referenced. This item shall be paid EACH (EA) when complete.

G SERVICE RELOCATE This item is for the relocation of an existing gas service line where a meter is not involved, and where an existing service line can easily be adjusted by excavating alongside and moving the line horizontally and/or vertically a short distance without cutting the service line to avoid conflicts with road construction. This item shall include excavation, labor, equipment, bedding, and backfill to relocate the line in accordance with the plans and specifications complete and ready for use. Payment under this item shall be for each location requiring relocation. Payment shall be made under this item regardless of service size or relocation length. No separate pay items will be established for size or length variation. Please refer to the Utility Company's Specifications. If the Company does not have specifications, KYTC's Specifications shall be referenced. This item shall be paid EACH (EA) when complete.

G TIE-IN This bid description shall be used for all polyethylene/plastic or steel gas main tie-in bid items of every size except those that include a temporary bypass or are defined as "Special". This item includes all labor, equipment, excavation, fittings, sleeves, reducers, couplings, restoration, testing and backfill required to make the gas main tie-in as shown on the plans, and in accordance with the specifications complete and ready for use. Pipe for tie-ins shall be paid under separate bid items. No additional payment will be made for rock excavation. This bid item shall also include material and placement of flowable fill backfill under existing and proposed pavement, and wherever else specified on the plans or in the specifications. Please refer to the Utility Company's Specifications. If the Company does not have specifications, KYTC's Specifications shall be referenced. This item shall be paid EACH (EA) when complete.

G TIE-IN W/BYPASS This bid description shall be used for all polyethylene/plastic or steel gas main tie-in bid items that include temporary bypass of every size except those defined as "Special". This item includes all labor, equipment (including tapping, stopple and/or squeeze equipment), excavation, permanent and temporary fittings (including, but not limited to, tees, split tees, bends, reducers, plugs, caps, and couplings), temporary bypass piping, restoration, testing and backfill required to make the gas main tie-in with temporary bypass as shown on the plans, and in accordance with the specifications complete and ready for use. Mainline pipe for tie-ins shall be paid under separate bid items. No additional payment will be made for rock excavation. This bid item shall also include material and placement of flowable fill backfill under existing and proposed pavement, and wherever else specified on the plans or in the specifications. Please refer to the Utility Company's Specifications. If the Company does not have specifications, KYTC's Specifications shall be referenced. This item shall be paid EACH (EA) when complete.

NOTE: The tie-in size reflected in the bid item reflects the nominal internal diameter size of the main gas line being tied-in, not the bypass pipe size.

G VALVE This description shall apply to all buried valves of every size and type required in the plans and specifications except those bid items defined as "Special". Payment under this description is to be

for gas valves being installed with new main. This item includes the valve as specified in the plans and specifications, protective coating and corrosion protection, labor, equipment, excavation, valve box and valve stem extensions, backfill, restoration, testing, and etc., required to install the specified valve at the location shown on the plans in accordance with the specifications and standard drawings complete and ready for use. Please refer to the Utility Company's Specifications. If the Company does not have specifications, KYTC's Specifications shall be referenced. This item shall be paid EACH (EA) when complete.

G VALVE ABOVE GRADE This description shall apply to all above grade valve assemblies of every size and type required in the plans and specifications except those bid items defined as "Special". Payment under this description is to be for above grade gas valves being installed with new main. This item includes the above grade valve, pipe, and fittings as specified in the plans, specifications and standard drawings. This bid items shall also include protective coating and corrosion protection, labor, equipment, excavation, backfill, restoration, testing, etc., required to install the specified above grade valve at the location shown on the plans in accordance with the specifications and standard drawings complete and ready for use. Please refer to the Utility Company's Specifications. If the Company does not have specifications, KYTC's Specifications shall be referenced. This item shall be paid EACH (EA) when complete.

G VALVE BOX ADJUST Includes all labor, equipment, valve box and valve stem extensions (if required), excavation, backfill, concrete pad around valve box (when specified in specifications or plans), restoration, etc. to adjust the top of the box to finished grade complete and ready for use. Please refer to the Utility Company's Specifications. If the Company does not have specifications, KYTC's Specifications shall be referenced. This item shall be paid EACH (EA) when complete.

G WELD X-RAY INSPECTION This description shall apply to all radiographic x-ray inspections of steel pipe joints of every size within the pipe size ranges given in the bid item text. This bid includes all labor, equipment, materials, to assess the acceptability of the weld to comply with specifications and to industry and regulatory standards. Please refer to the Utility Company's Specifications. If the Company does not have specifications, KYTC's Specifications shall be referenced. This item shall be paid EACH (EA) for each pipe joint inspected.

TECHNICAL SPECIFICATIONS

NEW COMMONWEALTH MUNICIPAL GAS SYSTEM

NATURAL GAS RELOCATION BALLARD CO. - KYTC ITEM 1-10020 KY-1290 UTILITY RELOCATIONS

Prepared By:

Qk4, Inc.
1046 E. Chesnut Street
Louisville, KY 40204

October 31, 2019

SECTION 1

GAS LINES

Table of Contents

<u>Paragraph</u>		<u>Page</u>
1.1	Scope	3
1.2	General	3
1.3	Operating Pressures	3
1.4	Polyethylene Pipe	4
1.5	Polyethylene Fittings	4
1.6	Valves (Polyethylene)	4
1.7	Valve Boxes for Steel & Polyethylene Valves	4
1.8	No-Blo Curb Stop Tee	5
1.9	Steel Pipe	5
1.10	Coatings for Steel Pipe	6
1.11	Valves (Steel)	7
1.12	Fittings (Steel)	7
1.13	Tracer Wire and Marking Tape for Polyethylene Line	8
1.14	Pipeline Markers/Test Station	8
1.15	Insulating Flanges and Couplings	8
1.16	Connection to Existing Gas System	8
1.17	Unencased Pipe Bores	9
1.18	Clearing and Grubbing	9
1.19	Excavation for Pipeline Trenches	10
1.20	Pipe Bedding	12
1.21	Handling, Hauling, and Storage	13
1.22	Stringing, Lowering, and Laying Pipe	13
1.23	Joints and Joining Steel Pipe	14
0683	Gas Lines	1-1

Table of Contents (Cont'd)

<u>Paragraph</u>		<u>Page</u>
1.24	Backfilling Trenches	17
1.25	Asphalt, Highway, and Street Replacement	19
1.26	Unpaved Driveways	19
1.27	Property Restoration	20
1.28	Jeeping	20
1.29	Testing	21
1.30	Cleaning and Pigging	21
1.31	Purging	21
1.32	Fire Prevention	22
1.33	Field Regulator	23
1.34	Painting	23
1.35	Drug & Alcohol Misuse Prevention Plan Program	24
1.36	Clean Up	24
1.37	Radiography	24
1.38	Rotary Meter	25
1.39	Prequalified Contractors	26

SECTION 1

GAS LINES

1.1 SCOPE

The work required under this Section of the Specifications consists of furnishing and installing natural gas piping and related items. The contractor shall provide all necessary labor, materials, tools, equipment, and services for an installation complete in every detail and ready for use as required by the Contract Documents. The project shall consist generally of the following items:

- a. The construction of steel and polyethylene natural gas piping,
- b. The furnishing and installing of all other pipeline appurtenances,
- d. Excavation and backfill,
- e. Unencased highway crossings at depths shown on drawings,
- f. Testing, purging and jeeeping,
- g. Installation of insulators and test stations and rotary meter,
- h. Connection to existing line (hot taps), and
- i. Removal of valve boxes on lines to be abandoned.

1.2 GENERAL

All pipe, coatings, valves, meters, and appurtenances shall be manufactured in the United States of America.

Instructions, techniques, and recommendations of the manufacturers shall be complied with in the use of their products except as modified by these specifications, or otherwise by the written direction of the Engineer.

1.3 OPERATING PRESSURES

The MAOP of the gas lines to be installed is as specified on the following page. As such, the piping must be constructed to operate continuously at these pressures. Transmission gas line and appurtenances shall be manufactured and installed to function properly and safely under Code of Federal Regulations, Title 49, Part 192, Transportation of Natural and Other Gas by Pipeline Minimum Federal Safety Standards. Also, all requirements of the Kentucky Public Service Commission must be met.

Steel Line: 90 psi
Polyethylene Line: 60 psi

1.4 POLYETHYLENE PIPE

All plastic pipe and fittings shall be PE 2406, SDR-11. All pipe shall be manufactured in accordance with U.S.D.O.T. Regulations, part 192 and ASTM D-2513.

1.5 POLYETHYLENE FITTINGS

All plastic pipe fittings shall be of the same grade, quality, and character classification as the plastic pipe furnished for this project. Fittings shall be butt fused. Cost for all fittings shall be included in the unit price per foot of pipe. Fittings shall be manufactured by Central Plastics Company of Shawnee, Oklahoma or approved equal.

1.6 VALVES (POLYETHYLENE)

Gas main valves shall be full port and have a built-in position indicator and standard 2-inch square adaptor.

Dual stem seals shall be provided on all valves.

The body of the valve is to be manufactured from PE 2406-SDR-11.

Each valve shall be factory tested and inspected by a duly authorized representative of the manufacturer. The test shall be made by applying hydraulic (or pneumatic) pressure to each side of the plug valve. Valves passing the tests shall have three copies of their certification sent to the Owner's representative for review and record. Valves shall be Kerotest valves or approved equal.

1.7 VALVE BOXES FOR STEEL & POLYETHYLENE VALVES

Valve boxes shall be two-piece, adjustable cast iron, 5-1/4" diameter, of a length suitable for the trench depth at each valve. Cover shall be suitable for use in automobile traffic areas, and have the word "gas" cast in its top.

Install a valve box over each underground valve. Tamp the backfill around the valve body firmly. Set bricks on tamped backfill such that the full weight of the valve box will be

borne upon the brick and that no load is transferred to the valve or pipe from the box (see drawings). Center the box accurately and plumb above the valve operating nut. Tamp backfill firmly around valve box. In walkways, paved surfaces, or foot-traffic areas, tops of valve boxes shall be flush with grade. In grassy areas, woods, or fields, box tops shall be 1/2 inch above grade. When trench backfill is stable, a concrete collar shall be cast around the top of each valve box, except in otherwise paved areas.

NOTE: Existing valve boxes on lines to be abandoned shall be removed once new lines are in service.

1.8 NO-BLO CURB STOP TEES

No-blo curb stop tees shall be as manufactured by Mueller Company or approved equal and meet the following specifications:

- Forged Steel Body ASTM A105
- Steel completion Cap AISI 12L14
- Stainless Steel Stem
- Weld inlet
- Outlet prepared for butt weld same size as outlet and socket weld one size smaller than outlet
- 1,440 psig (9930 kPa)

1.9 STEEL PIPE

Gas main shall be new steel pipe meeting American Petroleum Institute Standard Specifications, as follows:

6-inch diameter to be longitudinally electrically resistance welded (ERW) at the mill, having 0.188-inch wall thickness, API 5L, X42.

4-inch diameter to be longitudinally electrically resistance welded (ERW) at the mill, having 0.188-inch wall thickness, API 5L, X42.

1-inch diameter to be longitudinally electrically resistance welded (ERW) at the mill, having 0.133-inch wall thickness, API 5L, X42.

Manufacturer's notarized affidavit of conformance to the applicable specifications herein shall be provided to the Owner. If requested by the Owner, the manufacturer shall furnish check records indicating the results of physical and chemical tests as required by the applicable

specifications cited above. The Owner shall be permitted to inspect pipe to be delivered to the project at the mill, railhead, coating mill, or project site at his convenience.

1.10 COATINGS FOR STEEL PIPE

The steel main-line gas piping shall be furnished with factory applied coating. The coating shall be as follows:

- A. Epoxy Coating for Pipe: Steel gas piping shall have a 12 mil fusion bonded epoxy coating. The coating is to be a one-part, heat curable, thermosetting powdered epoxy coating designed to provide corrosion protection of the pipe.

Pipe coating shall meet or exceed the following standards:

(1) Impact	ASTM G 14
(2) Abrasion Resistance	ASTM D 1044
(3) Shear	ASTM D 1002
(4) Tensile Strength	ASTM D 2370

Pipe and coating shall be subject to inspection by the Engineer at the storage yard or the site. Should the Engineer allow damaged pipe to be repaired by the Contractor, the repairs shall be to the Engineer's satisfaction without charge under this contract.

Coating for the steel gas pipe shall be Scotchkote 206 N fusion bonded epoxy or equal.

- B. Field Coatings for Pipe, Joints, Fittings

The contractor shall furnish and install all field coating and wrapping materials. Compensation will be included in the price of installing pipe, and NO separate payment will be made.

Field joint coating sleeves shall be a one piece, heat shrinkable, wrap-around of 80 Mils (total sleeve thickness) with a one-piece welded clear closure seal attached to the backing, the width shall be 12 inches. Field joint coating sleeves shall be for below ground applications, and designed for 135 degrees F maximum operating temperature of the pipeline. Sleeve shall be the Canusa one-piece WindoWeld TM Wrapid Sleeve TM, or approved equal with a clear, weldable closure strip, product designation KTC-170-12" YE WW.

All buried materials shall be coated. The field coating or repair shall be at least equal to the mill-applied coating in thickness, bond, and electrical resistance.

All field coating and wrapping shall be done in the manner recommended by the manufacturer of the coating and wrapping materials, and as accepted by the Engineer. One copy of the approved instruction for coating and wrapping the pipe shall be at the job site at all times.

Before applying field coating and wrapping, remove from the surfaces to be coated and wrapped ALL dirt, mud, moisture, loose rust, scale, welding shag, oil, grease, and other foreign matter which may adversely affect the coating and wrapping. Use scraping, wire brushing, or power buffing to remove encrusted or adhered foreign matter. Remove oil, grease, or other soluble materials by wiping or brushing with coal tar solvent or Xylol. Clean out corners, crevices, depressions, wrinkles, or other places which harbor foreign matter.

Prime the cleaned surfaces and apply tape in accordance with manufacturer's instructions. Overlap the field applied coating at least 3 inches over the mill applied coating.

Recoat or repair remaining flaws after holiday testing or damage incurred in the trench.

1.11 VALVES (STEEL)

Valve shall be Kerotest or approved equal. The valve shall have weld-ends which are produced from ASTM A106 grade B, seamless carbon steel. Valves shall be Full Port, ANSI 150.

End Preparation: Butt Weld ends shall conform to the requirements of ANSI B16.25 (1979 Edition) and B31.8 (1989 Edition).

Welding: Valve shall require no special welding precautions. It is recommended that valve be fully closed when welding it in-line.

Testing: All valves shall be 100% seat leak tested and tested at no less than 150% of maximum rated pressure.

1.12 FITTINGS (STEEL PIPE)

All welded fittings for steel piping shall be Tube Turn, Midwest or approved equal, forged steel welding neck for steel butt welding, standard strength (Schedule 40 fittings,

conforming to ANSI/ASME 16.25, ASA B16.9 and MSS-SP-25. All welded steel pipe fittings such as elbows, tees, reducers, etc., shall be of the long radius type.

1.13 TRACER WIRE AND MARKING TAPE FOR POLYETHYLENE LINE

Install 12 gauge underground tracer wire in trench with all polyethylene gas lines. 45 mil coating using drycon connectors, add 5 pound anode every 600 feet of tracer wire. In addition, 2-inch wide underground marking will be installed 12 inches below the ground with all pipe installed. The marking tape will be yellow and will be imprinted to read "CAUTION - GAS LINE BURIED BELOW."

1.14 PIPELINE MARKERS/TEST STATION

Contractor is to furnish and install pipeline markers along the new installation. Markers will be flat top test post type, 5 feet tall, yellow with black letter printed with custom screen #167.

1.15 INSULATING FLANGES AND COUPLINGS

Proposed gas main piping shall be electrically insulated from the existing system near the point of connection. All main line valves shall have insulating kits installed at their flanges. Insulating gaskets shall be neoprene faced, micarta, or equal suitable for natural gas duty at 400 psi working pressure. Electrical conductivity shall be established and maintained throughout the pipeline, and across each insulated valve and flange by the installation of jumper cable to transmit impressed current from the existing system throughout the length of this project.

Insulated weld fittings shall be Kerotest No. WE17 as manufactured by Kerotest Manufacturing Corporation, or approved equal.

Insulated couplings shall be compression type, Dresser or approved equal.

1.16 CONNECTION TO EXISTING GAS SYSTEM

After the distribution system represented by this project has been cleaned and satisfactorily tested, and approved by the Engineer for gas service, the contractor will proceed to tie this project into the existing gas system at the location(s) indicated on the drawings. The connection to the existing system WILL BE a pay item according to the Contract Documents, and

will include all preparations, costs, materials, labor, tools, and equipment to complete and finish a satisfactory tie-in. No additional payment will be made in connection with the tie in.

Before performing connection, contractor shall provide written proof to the Henderson Natural Gas System that the individual(s) performing this work have experience making taps under similar conditions. Henderson Natural Gas System shall be contacted by the contractor and notified of the scheduled tap work at least two days in advance of this work.

Verify with the Henderson Natural Gas System the operating gas pressure in the existing system prior to starting tie-in. Follow all safety precautions including those of the Henderson Natural Gas System. Take fire prevention measures and notify the Henderson Fire Department of the scheduled tie-in. Pay all costs related to safety or emergency responses.

1.17 UNENCASED PIPE BORES

At all paved or concrete streets and driveways, it shall be mandatory for gas piping to be installed by boring under the affected surface without a cover pipe. Such installation shall be defined as an "unencased pipe bore."

Further, on this project, it shall be required to bore under county roads, city streets, concrete or asphalt driveways, and parking lots. The balance of gravel surfaces encountered shall be open-cut and the surface restored.

1.18 CLEARING AND GRUBBING

Gas pipeline is to be installed on private properties as well as upon the rights-of-way of highways, railways, and other utilities. The contractor shall familiarize himself with all special requirements of the respective right-of-way holders before commencing work. No clearing shall be done until the Owner has secured proper authorization or permission from the holders of rights-of-way.

In addition, the contractor shall acquaint himself with all federal, state, and/or local regulations for preventing forest fires, and these regulations shall govern in all cases. Brush and undergrowth shall be piled and burned only at locations specified by the Engineer. Fire spreading beyond clearance limits causing property damage shall be the contractor's liability. Burning, to the extent that it will not conflict with such regulations, shall directly follow clearing work and shall be completed to the Owner's satisfaction before line materials are distributed along the pipe route.

Stumps in the way of the pipe trench ditch shall be grubbed or otherwise removed and the course of the line shall generally be grubbed and graded to allow passage of equipment and to allow the ditch to be excavated to the line and grade established by the Engineer.

1.19 EXCAVATION FOR PIPELINE TRENCHES

Excavation for gas mains shall be open trenches except where the drawings or specifications call for (or the Engineer requires) the contractor to underbore structures, improved surfaces, roads, or highways.

Excavate trenches to the lines and depth indicated and to provide uniform and continuous bearing and support for the installed pipe. Trenching shall include all excavation necessary to prepare the trench for the pipe to be installed regardless of what means or methods are necessary to produce such trench.

Excavation shall be unclassified. The term "unclassified" shall include ALL clearing, grubbing, and disposal of material (including all weeds, briars, trees, and stumps encountered, and the removal of earth, solid rock, roots, hardpan, boulders, street or road surfacing, clay, rubbish, unforeseen obstacles, underground conduits, pipe, drain tile, and other obstacles encountered).

Trench depths shall be as required to provide the specified MINIMUM cover over the tops of the pipes; as required to permit pipes to pass under culverts, roads, driveways, existing pipelines, and other obstructions; and as required to accommodate valves and boxes.

MINIMUM cover over tops of pipes shall be:

- A. 36 inches.
- B. As herein specified for pipes under railroads, highways, creeks, and other special conditions.
- C. As required to maintain minimum cover under future excavation for highways or roadways when these circumstances are known or anticipated.

Trench widths shall be as required for the proper laying and joining of piping and the proper placing and compacting of backfill, but in NO case shall a trench be more than 24 inches wider than the inside diameter of the pipe to be laid therein. Wherever necessary to make joints in the trench, provide ample joint holes in the trench to facilitate this.

Machine or hand-cut trenches, except that in all cases prepare the final subgrade accurately with hand tools, and in special cases where required, cut the trenches entirely by hand. Where excavation is carried below proper subgrade, before laying pipe, bring the trench bottom

up to proper subgrade by backfilling with approved material placed in 3-inch maximum thickness loose layers and thoroughly compact each layer as required to provide uniform and continuous bearing and support for the pipe.

Where the trench bottom at required subgrade is found to be unstable or to include ashes, cinders, or any type of refuse, vegetable or other organic material, or large pieces of fragments of inorganic material which in the Engineer's opinion should be removed, excavate and remove such unsuitable materials when ordered by the Engineer. Before laying pipe, bring the trench bottom up to proper subgrade by backfilling with approved backfill material placed in 3-inch maximum thickness loose layers, and thoroughly compact each layer as required to provide uniform and continuous bearing and support for the pipe. Backfill material shall be as specified under "Special Pipe Bedding."

Where rock is encountered in pipe trenches, remove all rock from sides of trench to provide at least six inches horizontal clearance from the pipe on each side, and remove all rock from the trench. Pipe bedding in rock shall be as specified under "Pipe Bedding."

Shore and brace trenches and excavations as required to protect personnel, adjacent structures, and adjacent property. Where required by the conditions encountered, brace trenches and excavations with suitable close sheathing or sheet piling. Do all necessary cribbing up required for the proper operation of trenching machines.

The contractor shall determine, as far as possible in advance and in accordance with the General Conditions, the location of all existing sewer, culvert, drain, water, electric, telephone conduits, and gas pipes, and other subsurface structures and avoid disturbing same in opening his trenches. The contractor shall furnish and keep a metal detector on the project for this purpose. In case of sewer, water, and gas services and other facilities easily damaged by machine trenching, same shall be uncovered without damage ahead of the trenching machine and left intact or removed without permanent damage ahead of trenching and restored immediately after the trenching machine has passed without extra cost to the Owner. The contractor shall protect such existing facilities, including power and telephone poles and guy wires, against danger or damage while pipeline is being constructed and backfilled, or from damage due to settlement of his backfill. It shall be the responsibility of the contractor to inform the customers of utilities of disruption of any utility service as soon as it is known that it has been or will be cut off.

Construction equipment will not be approved for use where treads are injurious to paving encountered. Curbs, sidewalks, and other structures shall be protected by the contractor from damage by his construction equipment.

In case of damage to any existing structures, repair and restoration shall be made at once and backfill shall not be replaced until this is done. In all cases, restoration and repair shall

be such that the damaged structure will be in as good condition and serve its purpose as completely as before, and such restoration and repair shall be done without extra charge. Where there is the possibility of damage to existing utility lines by trenching machine, the contractor shall make hand search excavation ahead of machine trenching to uncover same.

All trenches must be dug neatly to lines and grades. Hand trenching shall be required at no extra payment where undue damage would be caused to existing structures and facilities by machine trenching.

Where trenching is cut through paving which does not crumble on edges, trench edge shall be cut to at least two inches deep to straight and neat edges before excavation is started, and care taken to preserve the edge to facilitate neat repaving.

The contractor shall not open more trench in advance of pipe laying than is necessary to expedite the work. The contractor shall not open more than 500 feet of trench ahead of pipe laying and shall not leave more than 500 feet of open ditch behind pipe laying before backfilling, except upon written consent of the Owner or the Engineer. No trench shall be left open or work stopped on same for a considerable length of time. In case of objectionable delay, the trench shall be refilled according to backfill specifications. Trench openings that may be of particular danger to children shall be covered or filled in prior to periods when such openings are left unattended.

Dewatering of trenches shall be considered a part of trenching at no extra cost to the Owner. Dewatering of trenches shall include ground water and storm or sanitary sewage. Suitable pumping and other dewatering equipment is to be provided by the contractor to insure the installation of the pipeline structure in a dewatered trench and under the proper conditions. Dewatering shall include all practical means available for prevention of surface runoff into trenches and scouring against newly laid pipe. Precautions shall be taken to prevent flotation of the pipe should water enter the trench prior to putting the pipeline into operation.

Piles of excavated materials shall be trenched or temporarily piped to prevent, as far as practical, blockage of drainage ditches and gutters, and water carriage of excavated materials over street and highway surfaces.

1.20 PIPE BEDDING

All gas main pipe shall be supported on a bed of well compacted earth, dirt, or clay. Bedding material shall be acceptable to the Owner and free from rock, stones, bricks, concrete chunks, organic matter, frozen or other objectionable material. In no case shall pipe be supported directly on rock. When rock is encountered in the trench, bottom bedding shall consist select backfill installed to provide uniform and continuous bearing for the pipe.

1.21 HANDLING, HAULING, AND STORAGE

The contractor shall receive the gas main piping and account for it as he takes it. He shall load, unload, haul, string along the route proposed for laying, and otherwise be responsible for the pipe after he receives it.

Care must be exercised in the handling and hauling of all materials and equipment, and the contractor will be held responsible for all breakage or damage to same caused by his workmen, agents, subcontractors, or equipment for handling and moving. Pipe or any other material shall in no case be thrown or dropped from cars, trucks, or wagons to the ground but same shall be lowered gently and not allowed to roll against or strike other objects violently. All materials shall be handled and placed so as not to interfere with public and private travel and so as not to be unnecessarily damaged. Pipe or other materials may be distributed at places that will not interfere with other construction operations as unloaded, or may be yarded and distributed as required as the contractor may elect. Valves, valve boxes, joining materials, meter box covers, castings, reinforcing steel and other similar materials shall be yarded or housed in some convenient location by the contractor and delivered on the ground as required. In all cases, materials shall be handled and stored in a manner which will facilitate inspection by the Engineer.

Pipe shall be placed on skids so that it is raised above the ground a sufficient height to properly accommodate welding. Pipe with welded seams shall be laid with seams staggered in adjacent joints not less than two inches apart. For coated pipe, the skids shall be padded as required to prevent damage to the pipe coating and special care in handling shall be practiced.

1.22 STRINGING, LOWERING, AND LAYING PIPE

Pipe shall not be lowered into the trench before the joint protective coating has hardened, and the coating has successfully passed the electrical holiday detection test. In case of accidental damage to the protective coating, the damaged coating shall be replaced and the covering left in equal condition to that of the undamaged portion, in the opinion of the Engineer.

If the use of powered equipment is required to lower the pipe, belt pipe slings or appropriately sized padded calipers shall be used to lower the pipe into the trench. Otherwise, pipe shall be laid directly into an open trench with manpower. Do not under any circumstances drop or dump piping materials either from transportation vehicles or into trenches. Inspection of the trench shall be made by the contractor prior to lowering to see that no rocks or sharp objects are in the ditch which might damage the pipe or the pipe coating.

To permit thermal expansion and contraction of the pipe in the trench and to avoid unnecessary stress, the pipe shall be placed to "weave" from side to side in the trench, and weighted with select backfill material to maintain a pattern of "slack" in the pipeline.

Sections of coated pipe shall not be dragged or pulled into position without adequate protection for the protective coating and allowance made for pipeline slack in the ditch.

The pipe shall be lowered into the trench prior to repair of any broken tile or other damaged existing service lines. A minimum distance of 12 inches shall be provided between the gas mains or services and other service or utility lines; or other obstructions which might reduce the quality of construction or damage such obstructions. Such lines and obstructions shall be exposed for a sufficient length of time to allow the Engineer to make adequate investigations on which to base his decision. If controlling authorities require a greater clearance than 12 inches, this greater distance shall be provided by the contractor. The Engineer may order such further precautions as necessary to protect the pipe, including increasing clearances and the furnishing and installation of insulation.

Before an open pipe end is lowered into the trench, it shall be tightly capped with a line cap, a plastic end cap, a mental cone, or some similar form of protection. Where work is suspended at night or for any reason, the open ends of the pipeline shall be securely plugged or closed to prevent entrance of water and other foreign materials. All foreign materials shall be kept from entering the pipe at all times. If foreign material does enter the pipe, it shall be removed before the laying procedures continue.

Where a directional change is required in the pipeline, either vertical or horizontal, which does not require fabricated fittings, permission may be granted to bend the pipe. Pipe bends shall be made before the pipe is placed in the pipeline.

All bends in steel pipe shall be made by a smooth bending method. They shall be made with a bending shoe as approved by the Engineer.

Bends in steel pipe shall be free of wrinkles, buckles, cracks, or other evidence of damage or characteristics which will reduce the quality of the pipe or construction of the finished pipeline. Miter bends are NOT permitted. In no case shall a bend section contain a pipe joint. The longitudinal weld of steel pipe should be near the neutral axis of the bend.

1.23 JOINTS AND JOINING (STEEL PIPE)

A. General

Principal joining methods for this project shall be:

- Steel gas mains shall be welded.
- Fittings shall be fabricated fittings manufactured for welding and joined by welding.
- Insulated compression couplings shall be used on service lines and as otherwise indicated.

Other types of joints shall be extraordinary and shall require the prior approval by the Engineer on a case by case basis.

- B. Steel Pipe Joining: Any and all welding on the gas mains or appurtenances thereto, the testing and qualifications of welders, and destructive or non-destructive inspection, shall be in accordance with Part 192, Title 49 of the Code of Federal Regulations, latest revision, and the terms of API Standard 1104, "Standard for Welding Pipe Lines and Related Facilities," which are hereby incorporated by reference and made a part of these Specifications.

All welding, welds, and welded connections shall conform to ANSI/AWS D10.12, ANSI/AWS C5.6, ANSI/AWS D10./11, NFPA 51, NFPA 51B, API 1104, Section 11A of the ASME Boiler and Pressure Vessel Code and/or Section IX of the ASME Boiler and Pressure Vessel Code.

The contractor shall use only competent and skilled workmen on welding. Welders shall obtain their certification six months prior to the commencement of work on this project. Welding test certificate from an independent testing laboratory will be supplied to the OWNER by contractor before construction begins for any welder that will perform any work on the project. Each welding operator shall identify his welds with an approved stamp. Welders tested and certified by major gas operating companies may be approved upon application to the Engineer, provided they meet the above regulations. No welding shall be done on any piping, fittings, or other equipment until the welders have been fully qualified in accordance with the test requirements set forth herein. The expense of making all tests of welding operators shall be assumed by the contractor.

Steel gas mains shall be fusion welded by the electric weld process. Steel pipe and fittings shall be butt welded by the shielded metal-arc welding process using a manual welding technique, unless other welding methods are submitted to, and approved by, the Engineer. All welded joints shall be of the single "v" type tapered to 1/16 inch of inside pipe wall. Only direct

current shall be used in field welding. No arc welding shall be permitted on pipe with less than two inch nominal diameter.

In instances where pipe other than seamless is used, the longitudinal seams of such pipe shall be staggered by not more than twenty degrees and welded sections or single joints shall be assembled and lowered into trench so that the longitudinal seams remain on the top half of pipe.

Welding shall not be performed when the quality of the completed weld may be impaired by prevailing weather conditions. The Engineer's decision shall govern whether conditions are suitable or unsuitable for welding.

The contractor shall protect filler metals and fluxes from deterioration and excessive moisture changes prior to use. Welding rods or other material which show signs of damage or deterioration shall not be used. During windy weather, suitable windguards shall be provided to protect the work. The contractor shall temporarily suspend work whenever, in his own opinion or in the opinion of the Engineer, conditions are not conducive to doing good work.

Gas pipe shall be welded prior to lowering into the trench except where the Engineer permits the pipe to be welded after placement. The adjoining ends of pipe to be welded shall be rigidly supported in true alignment with proper separation throughout the welding process.

All surfaces to be welded shall be bright, clean, and free of foreign material that may enter or be detrimental to the weld. The ends of pipe at all welded joints shall be properly beveled, and field bevels shall be made by the use of a pipe beveling machine, or other method approved by the Engineer.

All welds on piping of two inch nominal diameter and larger shall be made with no less than three beads. The size of electrode for each pass on each size of pipe shall be as approved by the Engineer. Each bead shall be applied completely around the pipe, and shall be thoroughly cleaned of all scale, slag, or other foreign materials before the next bead is started. The filler bead and final bead shall be applied as soon as practical behind the stringer bead.

The completed weld shall project a minimum of 1/16 of an inch above the surface of the pipe at all points and shall have a width of not less than one-half inch or 1/16 of an inch over the shoulder of the pipe bevel. The welds shall be at least two and one-half times as wide as the pipe thickness, and shall be at least 125 percent as thick as the pipe being welded. Cooling of welds by using any other substance than air shall NOT be permitted.

Each completed weld shall be free of overlaps, undercuts, excessive convexity, scale, oxides, pin holes, non-metallic inclusions, air pockets, de-burred prior to applying joint wrap.

All welds which are rough or sweat or leak shall be cut out and pipe ends cleaned and beveled and new welds made before lowering into trench.

Before placing in trench, all pipe, joints, fittings, and valves shall be field tested with an "electric holiday" detector in the presence of the Engineer. Use proper test voltage as recommended by the coating manufacturer for the type of coating involved. Joints made in the trench and other miscellaneous units which are impractical to test on the ditch bank, shall be tested for holidays in the trench.

Repair all "holidays" which may be found by the tests, and repeat the Tests as required for approval. Coating tests shall conform with ANSI/ASTM G62.

At the request of the Engineer, any weld designated by him may be subjected to radiogram inspection. Should the weld prove to be defective, the contractor will assume ALL costs for cutting out and replacing the weld.

When required by the Owner or Engineer, sample welds will be removed and sent to an independent testing laboratory to be destructively tested. If more than two welds, or ten percent, of such welds fail, the welder will not be allowed to weld on this job until sufficient proof that the welder has re-qualified along with a retest is submitted to the Owner and Engineer for their approval.

When re-welding the line where test welds have been cut out, one weld shall be used if it is practical to pull line back into position without damage to the pipe or coating. If it is not practical to pull the line into position, two welds shall be made by installing a nipple having a minimum length of 30 inches into the line.

Gas main fittings shall be of the butt-weld type. Use fittings at intersections and directional changes greater than 30 degrees. Welding specifications and techniques shall be the same as for welding main line pipe.

Threaded joints shall be used only above ground land upon approval by the Engineer. Where used, pipe shall be forged steel, 2000 psi W.O.G., with NPT threads. Threads shall be coated with thread compound or tape suitable for natural gas threaded connections.

1.24 BACKFILLING TRENCHES

The work required under this subsection includes the furnishing of all labor, materials, equipment, and services necessary for the backfilling of all trenching over the length of the pipeline.

Trenches shall be backfilled as soon as possible after approval of any leakage tests and electric holiday tests if applicable. Backfilling shall not commence until the Engineer or the Owner's Representative is satisfied that the pipe has proper depth and is firmly supported on approved bedding material. Where the trench crosses driveways, roads, streets, or other places used for the travel of vehicles or pedestrians, proper care should be taken so as NOT to impede the flow of traffic unnecessarily. In no case shall a street, road, or private driveway be left unusable overnight.

Backfill around and immediately over the top of the pipe with stable stone-free earth having a maximum particle size of 1/2 inch placed to a minimum level of six inches above the top of the pipe and compacted by "walking in." Wherever it is deemed necessary by the Engineer, hand labor shall be used in starting the backfill.

Machine backfilling, using excavated trench materials, may be permitted when all the following conditions are met:

- In non-paved or non-improved areas only.
- Only in the remainder of the trench after six inches of rock-free earth has been placed uniformly above the pipe, as specified above.
- The amount of backfill dumped or dozed into the ditch must not be excessive or placed in such a manner as to displace or disturb the pipe.
- Backfill shall be spread uniformly.
- Hard objects must not exceed six inches in any dimension, and in no case be allowed to come in contact with the pipe.
- Small rock in the backfill must be mixed with earth.
- Truck or rubber tired equipment shall not be "walked" in the ditch until it is completely full of backfill material.

Backfill pipe under paved areas or vehicular traffic areas from the level of six inches above the pipe to the paving subgrade with No. 9 crushed stone. Machine tamp using compacting roller to obtain at least the density of the adjacent undisturbed soil.

Where grass plots or sod are destroyed on state highway rights-of-way, the surface shall be prepared and restored according to the requirements of the state highway department.

Waste materials and excavated materials from trenches, in excess of the quantity required for trench backfill, shall be disposed of by the contractor. It shall be the responsibility of the contractor to obtain a location or permits for its disposal. Such materials shall be disposed of at an approved landfill or as otherwise directed by the Engineer. All rock, including crushed rock or gravel from construction, must be removed from lands and fields.

Should a period of time exist between the time of backfill and surfacing or property restoration, the contractor shall maintain the area so that a satisfactory condition exists. Before completion of the contract all backfills shall be reshaped, holes filled, and surplus materials hauled away and the restoration of permanent walks, streets, driveways, highway paving, and reseeding performed. If backfilling of the trench or surface restoration is not properly completed, a proportionate part of the price for pipe laying shall be retained from payment estimates.

The contractor shall refill and lightly grade all sunken areas as required or as requested by the Owner throughout the guarantee period and prior to expiration of the guarantee period correct all such unsatisfactory areas to the satisfaction of the Owner.

1.25 ASPHALT, HIGHWAY, AND STREET REPLACEMENT

Should the open-cut method be used to install the gas piping across asphalt highways, streets, or driveways in lieu of using unencased bores, the contractor shall do the work in accordance with the specifications hereinafter.

Prior to trenching the pavement shall be scored or cut to straight edges at least 12 inches outside each edge of the proposed trench to avoid unnecessary damage to the remainder of the paving. Edges of the existing pavement shall be recut and trimmed to square straight edges after the pipeline has been installed and prior to placing the new base and pavement.

The contractor shall replace those sections of existing highways, streets, and driveways required to be removed to install the pipeline. He shall construct same to the original lines and grades and in such manner as to leave all such surfaces in fully as good, or better, condition than that which existed prior to his operations.

1.26 UNPAVED DRIVEWAYS

Where unpaved driveways and parking areas are disturbed during the construction work, they shall be replaced in fully as good, or better condition than that which existed prior to the contractor's operations.

Backfilling of the pipeline trench shall be in accordance with the requirements of the specifications and shall be topped to grade with six inches compacted thickness crushed stone surface course.

1.27 PROPERTY RESTORATION

The contractor shall be required to restore all areas disturbed by his operations to a condition equal to, or better than, the condition prevailing prior to construction.

Reasonable care shall be taken during construction to avoid damage to vegetation. Ornamental shrubbery and tree branches shall be temporarily tied back (where appropriate) to minimize damage. Trees which receive damage to branches shall be trimmed of those branches to improve the appearance of the tree. Tree trunks receiving damage from equipment shall be treated with a tree dressing.

All graded areas and pipeline trenches shall be left smooth and thickly sown with Kentucky #31 Fescue at a rate of not less than four pounds of seed per 1,000 square feet.

Areas to be seeded shall be rough graded to four inches below the finished grade. Topsoil shall then be spread and final grades established. Fine grade the entire area by discing or tilling to a depth of four inches. Then drag, or rake, the area with a plank float or by other means to develop a smooth even surface.

When the final grading has been completed, the entire area to be seeded shall be fertilized with ammonium nitrate at the rate of five pounds per 1,000 square feet and an approved commercial fertilizer at the rate of ten pounds per 1,000 square feet.

After the fertilizer has been distributed, the contractor shall disc or harrow the ground to thoroughly work the fertilizer into the soil. The seed shall then be broadcast either by hand or by approved sowing equipment at the rate specified. After the seed has been distributed, the contractor then shall lightly cover the seed by use of a drag or other approved device.

The seeded area then shall be covered with straw to a depth of approximately 1-1/2 inches. Any necessary reseeding or repairing shall be accomplished by the contractor prior to the final acceptance. If the construction work is brought to completion when the season is not favorable for the seeding of the grounds, then the contractor shall delay this time of work until the proper season for such seeding as directed by the Engineer.

1.28 JEEPING

After the pipeline has been welded and the joints coated, the complete pipeline shall be jeeped above ground. All holidays shall be repaired before lowering-in and backfilling. Only low-voltage jeeps shall be used and voltage shall be set to manufacturer's specifications but not higher than 125 volts per mil of coating thickness.

1.29 TESTING

Gas lines and appurtenances shall be tested at a minimum of 150% of the rated MAOP. The Contractor shall furnish to Owner a written outline of procedure to be used for testing. All charts, graphs and records of testing shall be turned over to Owner. The minimum duration of the pressure test shall be 8 hours and shall show temperature, pressure and descriptive location of lines being tested. Test medium is to be nitrogen.

1.30 CLEANING AND PIGGING

Contractor shall ensure the inside of all mains have been thoroughly cleaned of all foreign materials, water and loose rust. Mains may be pigged or swabbed during construction and ends sealed to prevent reentry of foreign material; but, after testing and prior to purging and filling, all mains shall be pigged with a minimum of two runs. Contractor shall submit, in writing, to the Owner an outline of procedure to be followed for Cleaning and Pigging. Procedure shall include name, type and/or stock number of pigs to be used. If water has been used for testing, each lateral line shall be cleared of water by blowing compressed air back to main line. If lateral line cannot be adequately cleared by this method, Contractor shall drain and/or re-pig until lateral has been cleared of water.

1.31 PURGING

When it is necessary to blow down a pipeline or fill a pipeline with natural gas that has contained air, the following procedures shall be followed and shall be applicable to all pipelines regardless of the operating pressures. (192.629)

- a. When a pipeline full of air is placed in service the air may be safely displaced with gas by introducing a moderately rapid rate of flow through the pipeline and out of a vent at the opposite end. The flow should be continued without interruption until the vented gas is free from air. The vent should then be closed. Whenever possible, a "squeegee" type pig or a slug of inert gas should be used to separate the gas and air to minimize the possibility of an explosive mixture.
- b. In cases where gas in a pipeline is to be displaced with air, a procedure similar to, but the reverse of, that described in (a) should not be used. If the rate of air that can be supplied is not sufficient to create a turbulent flow of air, then a "squeegee" pig or slug of inert gas must be used. If there is a reason to

suspect the presence of volatile inflammable liquid precautions should be taken to minimize the possibility of striking static sparks within the pipeline.

- c. Before any cutting or welding is done on a pipeline that contains gas, it must be disconnected from all sources of gas and then purged with air, water or inert gas. If it is not possible to disconnect and purge the line per foregoing, the operation may be carried out in accordance with the following procedure after approval by the Engineer.
 - (1) Keep the pipeline full of gas and maintain a slight flow of gas toward the point where cutting or welding is being done.
 - (2) Control the gas pressure at the point of cutting and welding with a blow-off valve or other suitable means.
 - (3) Close all slots or open ends - immediately after they are cut - with mud, tape, or other suitable material. If mud is used, it shall be replaced with tape or a tight fitting canvas bag immediately after the cut has been completed.
 - (4) Do not permit two openings to remain uncovered at the same time.
- d. No welding or cutting will be done on a pipeline that contains air and is connected to a source of gas, unless a suitable means has been provided to assure that an explosive mixture does not exist.

1.32 FIRE PREVENTION

Maintain suitable approved fire extinguishing equipment near the locations where work involving natural gas or other combustible material is in progress, and especially in the vicinity of "hot connection" and purging operations.

Use every possible safety precaution to prevent fire and explosions and comply with all applicable safety and fire prevention codes.

Portable fire extinguishing equipment shall conform to National Fire Protection Association's Standard Section 10.

The storage and use of flammable and explosive liquids, solids, and devices shall be in accordance with the applicable sections of the National Fire Protection Association's Codes, Standards, and Recommended Practices.

Section 1 of the NFPA standards shall be followed at all times.

1.33 FIELD REGULATOR

The field regulator shall consist of the following:

Material	Quantity
• 90° meter loop	2
• 3/4” x 4” Nipples, high pressure	3
• 3/4” Union	1
• 3/4" Threaded Steel Tee	1
• 3/4" Transition Fitting	1
• 1” Mueller H-17889 Curb Valve Tee and box, or equal	1
• 3/4" Steel Pipe	As required
• 3/4" PE Pipe	As required
• 3/4" Nordstrom Flg. 524 Valve	
• OR 1” Mueller Valve H-17900, or equal	1 *
• 3/4" Fisher 627R, or equal 1/8” orifice 5-20 psig spring	1
• 3/4" Fisher H202-40, or equal Relief valve	1
• UMAC 3/4" Excess flow valve Model Series 1800, or equal	1 *

NOTES:

- Use Nordstrom Valve, or equal if the main pipeline has a MAOP of 400 psi or less; Use Mueller Valve, or equal if the main pipeline has a MAOP of over 400 psi.
- Excess flow valve required for field regulator serving 1
- Install regulator so that vent is facing down.
- Paint field regulator with gray paint.
- Paint in-line valves red, bypass valves yell, relief valves green and valve box lids yellow.

1.34 PAINTING

All metallic piping, valves, hangers, supports, vents, control boxes, etc., exposed above ground shall be painted as follows:

Remove pipe coating material (except galvanizing), rust, dirt, grease, scale, slag, and foreign matter by sandblasting and/or wire brush cleaning. Preparation of the surface shall conform with SSPC-SP-1 and SSPC-SP-6. Surfaces to be painted shall be dry and free from moisture.

Apply one prime coat of Rust-O-Leum, Krylon, or De Rusto or approved equal gray, white or red rust inhibitive primer. Allow proper drying between coats.

Apply two finish coats of Rust-O-Leum, Krylon, or De Rusto or approved equal heavy duty paint. Allow proper drying time between coats.

Valves shall be bright red. Casing vents shall be white with bright red returns. Valve box tops shall be painted yellow. All guard posts shall be painted with yellow and black stripes to meet OSHA standards. All other exposed times shall be painted as specified by the Owner.

1.35 DRUG & ALCOHOL MISUSE PREVENTION PLAN PROGRAM

Contractor shall have a drug and alcohol misuse prevention plan in place in accordance with D.O.T. Pipeline Safety Regulation 49 CFR Part 192. Plan shall be submitted to the Henderson Natural Gas System prior to commencement of work.

1.36 CLEAN UP

The contractor shall not allow the site of the work to become littered with trash and waste material, but shall maintain the same in a neat and orderly condition throughout the construction period. The Engineer shall have the right to determine what is, or is not, waste material or rubbish and the place and manner of disposal.

On or before completion of the work, the contractor shall thoroughly clean all sites of the work or premises which he has entered upon. He shall tear down and remove all temporary structures built by him, remove rubbish of all kinds from any of the areas he has worked in or occupied, and leave them in a neat and clean condition.

1.37 RADIOGRAPHY

1. Contractor is to radiograph every third weld in project. The radiography shall be examined in the manner prescribed by the latest D.O.T. approved edition of APIP 1104.

2. Any x-ray not meeting the referenced standard shall be re-performed at the Contractor's expense.
3. Radiographic examination of piping shall be performed in accordance with a qualified written procedure. The procedure shall comply with the referenced standard and shall be furnished as a submittal to the project.
4. All radiographs will be made available to the Engineer and on-site inspector for examination prior to first flow through the interconnect.
5. Any weld that is repaired or replaced shall be re-examined by radiograph in accordance with the same procedure used to examine the weld initially. Any repair costs shall be the sole responsibility of the Contractor.
6. For each reject weld radiograph, the weld or x-ray number will be written at the end of each radiograph in white was pencil for easy referencing and review.
7. All films shall be clearly identified by the weld ID number, job number and number belts so that the proper weld and any discontinuities in it can be quickly and accurately located. When radiographing a repaired weld, use the original weld number and add the letter "R" at the end of the number.
8. When radiographing a cutout weld, add the letter "N" to the original weld number. If the weld requires replacement again, add "NN" to the original number. If a replacement weld requires repair, add "NR".

1.38 ROTARY METER

The meter shall be a Roots Dresser B3-232m232CD or equal meeting the following specifications:

Pipe Size	4"
Meter Size	23m232
Capacity (4oz)	23,000
Pressure	60
Maximum Capacity @ Pressure	116,805
Start Rate (4oz)	10.33
Rangeability +/- 1%	169

Rangeability +/- 2%	320
Minimum Capacity @ Pressure 1%	691
Minimum Capacity @ Pressure 2%	365
Start Rate @ Pressure	52
Stop Rate @ Pressure	29
Atmos Pressure	14.4
MSCFD	2,803.3

Ball valves shall 4-inch regular port rated at 200 psi as manufactured by Balon or equal. The corrector shall be a Roots Dresser MC-PTLZ-G180 or equal, with a meter strainer with test port TSM-04-150 with 100 mesh SS line with a PS-4-M stand, or equal.

1.39 PREQUALIFIED CONTRACTORS

The following contractors are qualified to perform work on the project:

END OF SECTION

Kentucky Transportation
Cabinet Project:

N O T I C E

**DEPARTMENT OF THE ARMY
CORPS OF ENGINEERS
NATIONWIDE SECTION 404 PERMIT AUTHORIZATION**

**DEPARTMENT FOR ENVIRONMENTAL PROTECTION
KENTUCKY DIVISION OF WATER
SECTION 401 WATER QUALITY CERTIFICATION**

**PROJECT DESCRIPTION: Bridge Rehabilitation
KY 1290 over Cane Creek
Ballard County, KY
KYTC Item No. 1-10020**

The Sections 404 and 401 activities for this project have previously been permitted under the authority of the Department of the Army, Section 404 Nationwide Permit Number 3, *Maintenance Projects* (with additional *Kentucky Regional General Conditions*), and the Kentucky Division of Water, Section 401 General Water Quality Certification. For these authorized permits to be valid, the attached conditions must be followed. The contractor shall post a copy of this Nationwide Permit Number 3 and General Water Quality Certification in a conspicuous location at the project site, with unencumbered public access, for the duration of construction and comply with the general conditions required.

Kentucky Transportation
Cabinet Project:

Locations Impacting Water Quality

Station-Location	Description
Bridge ID: 004B00055N	KY 1290 Bridge over Cane Creek project will entail rehabilitating the existing bridge with the same current geometrics (bridge width, length, hydraulic opening, etc.). The project may involve the removal of debris and/or sediment.

This project involves work near and/or within Jurisdictional Waters of the United States as defined by the U. S. Army Corps of Engineers; therefore, requiring a Nationwide Number 3 General Section 404 permit. The Division of Water conditionally certified this General Permit. Importantly, one of those conditions regards the use of heavy equipment in any stream channel, or streambed. If there is need to cross the stream channel with heavy equipment, or conduct work within the stream channel, a work platform or temporary crossing, is authorized. This should be constructed with clean rock and sufficient pipe to allow stream flow to continue, unimpeded. Other conditions may be found under the heading, *General Certification—Nationwide Permit # 3 Maintenance Projects*.

In order for this authorization to be valid, the attached conditions must be followed. The contractor shall post a copy of this Nationwide Permit Number 3 Approval in a conspicuous location at the project site, for the duration of the construction, and comply with the general conditions as required.

To more readily expedite construction, the contractor may elect to alter the design, or perform the work in a manner different from what was originally proposed and specified. Prior to commencing such alternative work, the contractor shall obtain written permission from the Division of Construction and the Kentucky Transportation Cabinet, Division of Environmental Analysis. If such changes necessitate further permitting, then the contractor will be responsible for applying to the U. S. Army Corps of Engineers and the Kentucky Division of Water. A copy of any request to the Corps of Engineers or Division of Water to alter this proposal and subsequent responses shall be forwarded to the Division of Environmental Analysis, DA Permit Coordinator, for office records and for informational purposes.

Terms for Nationwide Permit No. 3 – Maintenance Projects

(a) The repair, rehabilitation, or replacement of any previously authorized, currently serviceable structure or fill, or of any currently serviceable structure or fill authorized by 33 CFR 330.3, provided that the structure or fill is not to be put to uses differing from those uses specified or contemplated for it in the original permit or the most recently authorized modification. Minor deviations in the structure's configuration or filled area, including those due to changes in materials, construction techniques, requirements of other regulatory agencies, or current construction codes or safety standards that are necessary to make the repair, rehabilitation, or replacement are authorized. This NWP also authorizes the removal of previously authorized structures or fills. Any stream channel modification is limited to the minimum necessary for the repair, rehabilitation, or replacement of the structure or fill; such modifications, including the removal of material from the stream channel, must be immediately adjacent to the project. This NWP also authorizes the removal of accumulated sediment and debris within, and in the immediate vicinity of, the structure or fill. This NWP also authorizes the repair, rehabilitation, or replacement of those structures or fills destroyed or damaged by storms, floods, fire or other discrete events, provided the repair, rehabilitation, or replacement is commenced, or is under contract to commence, within two years of the date of their destruction or damage. In cases of catastrophic events, such as hurricanes or tornadoes, this two-year limit may be waived by the district engineer, provided the permittee can demonstrate funding, contract, or other similar delays.

(b) This NWP also authorizes the removal of accumulated sediments and debris outside the immediate vicinity of existing structures (e.g., bridges, culverted road crossings, water intake structures, etc.). The removal of sediment is limited to the minimum necessary to restore the waterway in the vicinity of the structure to the approximate dimensions that existed when the structure was built, but cannot extend farther than 200 feet in any direction from the structure. This 200 foot limit does not apply to maintenance dredging to remove accumulated sediments blocking or restricting outfall and intake structures or to maintenance dredging to remove accumulated sediments from canals associated with outfall and intake structures. All dredged or excavated materials must be deposited and retained in an area that has no waters of the United States unless otherwise specifically approved by the district engineer under separate authorization.

(c) This NWP also authorizes temporary structures, fills, and work, including the use of temporary mats, necessary to conduct the maintenance activity. Appropriate measures must be taken to maintain normal downstream flows and minimize flooding to the maximum extent practicable, when temporary structures, work, and discharges, including cofferdams, are necessary for construction activities, access fills, or dewatering of construction sites. Temporary fills must consist of materials, and be placed in a manner, that will not be eroded by expected high flows. After conducting the maintenance activity, temporary fills must be removed in their entirety and the affected areas returned to pre-construction elevations. The areas affected by temporary fills must be revegetated, as appropriate.

(d) This NWP does not authorize maintenance dredging for the primary purpose of navigation. This NWP does not authorize beach restoration. This NWP does not authorize new stream channelization or stream relocation projects.

Notification: For activities authorized by paragraph (b) of this NWP, the permittee must submit a pre-construction notification to the district engineer prior to commencing the activity (see general condition 32). The pre-construction notification must include information regarding the original design capacities and configurations of the outfalls, intakes, small impoundments, and canals. (Authorities: Section 10 of the Rivers and Harbors Act of 1899 and section 404 of the Clean Water Act (Sections 10 and 404))

Note: This NWP authorizes the repair, rehabilitation, or replacement of any previously authorized structure or fill that does not qualify for the Clean Water Act section 404(f) exemption for maintenance.



MATTHEW G. BEVIN
GOVERNOR

CHARLES G. SNAVELY
SECRETARY

**ENERGY AND ENVIRONMENT CABINET
DEPARTMENT FOR ENVIRONMENTAL PROTECTION**

R. BRUCE SCOTT
COMMISSIONER

300 SOWER BOULEVARD
FRANKFORT, KENTUCKY 40601

**General Certification--Nationwide Permit # 3
Maintenance**

This General Certification is issued March 19, 2017, in conformity with the requirements of Section 401 of the Clean Water Act of 1977, as amended (33 U.S.C. §1341), as well as Kentucky Statute KRS 224.16-050.

For this and all nationwide permits, the definition of surface water is as per 401 KAR 10:001 Chapter 10, Section 1(80): Surface Waters means those waters having well-defined banks and beds, either constantly or intermittently flowing; lakes and impounded waters; marshes and wetlands; and any subterranean waters flowing in well-defined channels and having a demonstrable hydrologic connection with the surface. Lagoons used for waste treatment and effluent ditches that are situated on property owned, leased, or under valid easement by a permitted discharger are not considered to be surface waters of the commonwealth.

The Commonwealth of Kentucky hereby certifies under Section 401 of the Clean Water Act (CWA) that it has reasonable assurances that applicable water quality standards under Kentucky Administrative Regulations Title 401, Chapter 10, established pursuant to Sections 301, 302, 304, 306 and 307 of the CWA, will not be violated for the activity covered under NATIONWIDE PERMIT 3, namely Maintenance, provided that the following conditions are met:

1. The activity will not occur within surface waters of the Commonwealth identified by the Kentucky Division of Water as Outstanding State or National Resource Water, Cold Water Aquatic Habitat, or Exceptional Waters.
2. The activity will not occur within surface waters of the Commonwealth identified as perpetually-protected (e.g. deed restriction, conservation easement) mitigation sites.
3. The activity will impact less than 1/2 acre of wetland/marsh.
4. The activity will impact less than 300 linear feet of surface waters of the Commonwealth.

General Certification--Nationwide Permit # 3
Maintenance
Page 2

5. The Kentucky Division of Water may require submission of a formal application for an individual certification for any project if the project has been determined to likely have a significant adverse effect upon water quality or degrade the waters of the Commonwealth so that existing uses of the water body or downstream waters are precluded.
6. Activities that do not meet the conditions of this General Water Quality Certification require an Individual Section 401 Water Quality Certification.
7. Activities qualifying for coverage under this General Water Quality Certification are subject to the following conditions:
 - Projects requiring in-stream stormwater detention/retention basins shall require individual water quality certifications.
 - Erosion and sedimentation pollution control plans and Best Management Practices must be designed, installed, and maintained in effective operating condition at all times during construction activities so that violations of state water quality standards do not occur.
 - Sediment and erosion control measures, such as check-dams constructed of any material, silt fencing, hay bales, etc., shall not be placed within surface waters of the Commonwealth, either temporarily or permanently, without prior approval by the Kentucky Division of Water's Water Quality Certification Section. If placement of sediment and erosion control measures in surface waters is unavoidable, design and placement of temporary erosion control measures shall not be conducted in such a manner that may result in instability of streams that are adjacent to, upstream, or downstream of the structures. All sediment and erosion control devices shall be removed and the natural grade restored within the completion timeline of the activities.
 - Measures shall be taken to prevent or control spills of fuels, lubricants, or other toxic materials used in construction from entering the watercourse.
 - Removal of riparian vegetation shall be limited to that necessary for equipment access.
 - To the maximum extent practicable, all in-stream work under this certification shall be performed under low-flow conditions.
 - Heavy equipment, e.g. bulldozers, backhoes, draglines, etc., if required for this project, should not be used or operated within the stream channel. In those instances in which such in-stream work is unavoidable, then it shall be performed in such a manner and duration as to minimize turbidity and disturbance to substrates and bank or riparian vegetation.
 - Any fill shall be of such composition that it will not adversely affect the biological, chemical, or physical properties of the receiving waters and/or cause violations of water quality standards. If rip-rap is utilized, it should be of such weight and size that bank stress or slump conditions will not be created because of its placement.

General Certification--Nationwide Permit # 3
Maintenance
Page 3

- If there are water supply intakes located downstream that may be affected by increased turbidity and suspended solids, the permittee shall notify the operator when such work will be done.
- Should evidence of stream pollution or jurisdictional wetland impairment and/or violations of water quality standards occur as a result of this activity (either from a spill or other forms of water pollution), the Kentucky Division of Water shall be notified immediately by calling (800) 928-2380.

Non-compliance with the conditions of this general certification or violation of Kentucky state water quality standards may result in civil penalties.



**US Army Corps
of Engineers®**

Louisville District

2017 Nationwide Permit General Conditions

The following General Conditions must be followed in order for any authorization by NWP to be valid:

1. Navigation. (a) No activity may cause more than a minimal adverse effect on navigation.

(b) Any safety lights and signals prescribed by the US Coast Guard, through regulations or otherwise, must be installed and maintained at the permittee's expense on authorized facilities in navigable waters of the United States.

(c) The permittee understands and agrees that, if future operations by the United States require the removal, relocation, or other alteration, of the structure or work herein authorized, or if, in the opinion of the Secretary of the Army or his authorized representative, said structure or work shall cause unreasonable obstruction to the free navigation of the navigable waters, the permittee will be required, upon due notice from the Corps of Engineers, to remove, relocate, or alter the structural work or obstructions caused thereby, without expense to the United States. No claim shall be made against the United States on account of any such removal or alteration.

2. Aquatic Life Movements. No activity may substantially disrupt the necessary life cycle movements of those species of aquatic life indigenous to the waterbody, including those species that normally migrate through the area, unless the activity's primary purpose is to impound water. All permanent and temporary crossings of waterbodies shall be suitably culverted, bridged, or otherwise designed and constructed to maintain low flows to sustain the movement of those aquatic species.

3. Spawning Areas. Activities in spawning areas during spawning seasons must be avoided to the maximum extent practicable. Activities that result in the physical destruction (e.g., through excavation, fill, or downstream smothering by substantial turbidity) of an important spawning area are not authorized.

4. Migratory Bird Breeding Areas. Activities in waters of the United States that serve as breeding areas for migratory birds must be avoided to the maximum extent practicable.

5. Shellfish Beds. No activity may occur in areas of concentrated shellfish populations, unless the activity is directly related to a shellfish harvesting activity authorized by NWPs 4 and 48, or is a shellfish seeding or habitat restoration activity authorized by NWP 27.

6. Suitable Material. No activity may use unsuitable material (e.g., trash, debris, car bodies, asphalt, etc.). Material used for construction or discharged must be free from toxic pollutants in toxic amounts (see Section 307 of the Clean Water Act).

7. Water Supply Intakes. No activity may occur in the proximity of a public water supply intake, except where the activity is for the repair or improvement of public water supply intake structures or adjacent bank stabilization.

8. Adverse Effects From Impoundments. If the activity creates an impoundment of water, adverse effects to the aquatic system due to accelerating the passage of water, and/or restricting its flow must be minimized to the maximum extent practicable.

9. Management of Water Flows. To the maximum extent practicable, the pre-construction course, condition, capacity, and location of open waters must be maintained for each activity, including stream channelization, storm water management activities, and temporary and permanent road crossings, except as provided below. The activity must be constructed to withstand expected high flows. The activity must not restrict or impede the passage of normal or high flows, unless the primary purpose of the activity is to impound water or manage high flows. The activity may alter the pre-construction course, condition, capacity, and location of open waters if it benefits the aquatic environment (e.g., stream restoration or relocation activities).

10. Fills Within 100-Year Floodplains. The activity must comply with applicable FEMA-approved state or local floodplain management requirements.

11. Equipment. Heavy equipment working in wetlands or mudflats must be placed on mats, or other measures must be taken to minimize soil disturbance.

12. Soil Erosion and Sediment Controls. Appropriate soil erosion and sediment controls must be used and maintained in effective operating condition during construction, and all exposed soil and other fills, as well as any work below the ordinary high water mark or high tide line, must be permanently stabilized at the earliest practicable date. Permittees are encouraged to perform work within waters of the United States during periods of low-flow or no-flow, or during low tides.

13. Removal of Temporary Fills. Temporary fills must be removed in their entirety and the affected areas returned to pre-construction elevations. The affected areas must be revegetated, as appropriate.

14. Proper Maintenance. Any authorized structure or fill shall be properly maintained, including maintenance to ensure public safety and compliance with applicable NWP general conditions, as well as any activity-specific conditions added by the district engineer to an NWP authorization.

15. Single and Complete Project. The activity must be a single and complete project. The same NWP cannot be used more than once for the same single and complete project.

16. Wild and Scenic Rivers. (a) No activity may occur in a component of the National Wild and Scenic River System, or in a river officially designated by Congress as a "study river" for possible inclusion in the system while the river is in an official study status, unless the appropriate Federal agency with direct management responsibility for such river, has determined in writing that the proposed activity will not adversely affect the Wild and Scenic River designation or study status.

(b) If a proposed NWP activity will occur in a component of the National Wild and Scenic River System, or in a river officially designated by Congress as a "study river" for possible inclusion in the system while the river is in an official study status, the permittee must submit a pre-construction notification (see general condition 32). The district engineer will coordinate the PCN with the Federal agency with direct management responsibility for that river. The permittee shall not begin the NWP activity until notified by the district engineer that the Federal agency with direct management responsibility for that river has determined in writing that the proposed NWP activity will not adversely affect the Wild and Scenic River designation or study status.

(c) Information on Wild and Scenic Rivers may be obtained from the appropriate Federal land management agency responsible for the designated Wild and Scenic River or study river (e.g., National Park Service, U.S. Forest Service, Bureau of Land Management, U.S. Fish and Wildlife Service). Information on these rivers is also available at: <http://www.rivers.gov/>

17. Tribal Rights. No activity may impair tribal rights (including treaty rights), protected tribal resources, or tribal lands.

18. Endangered Species. (a) No activity is authorized under any NWP which is likely to directly or indirectly jeopardize the continued existence of a threatened or endangered species or a species proposed for such designation, as identified under the Federal Endangered Species Act (ESA), or which will directly or indirectly destroy or adversely modify the critical habitat of such species. No activity is authorized under any NWP which "may affect" a listed species or critical habitat, unless section 7 consultation addressing the effects of the proposed activity has been completed. Direct effects are the immediate effects on the listed species and critical habitat caused by the NWP activity. Indirect effects are those effects on listed species and critical habitat that are caused by the NWP activity and are later in time, but still are reasonably certain to occur.

(b) Federal agencies should follow their own procedures for complying with the requirements of the ESA. If pre-construction notification is required for the proposed activity, the Federal permittee must provide the district engineer with the appropriate documentation to demonstrate compliance with those requirements. The district engineer will verify that the appropriate documentation has been submitted. If the appropriate documentation has not been submitted, additional ESA section 7 consultation may be necessary for the activity and the respective federal agency would be responsible for fulfilling its obligation under section 7 of the ESA.

(c) Non-federal permittees must submit a pre-construction notification (PCN) to the district engineer if any listed species or designated critical habitat might be affected or is in the vicinity of the activity, or if the activity is located in designated critical habitat, and shall not begin work on the activity until notified by the district engineer that the requirements of the ESA have been satisfied and that the activity is authorized. For activities that might affect Federally-listed endangered or threatened species or designated critical habitat, the PCN must include the name(s) of the endangered or threatened species that might be affected by the proposed activity or that utilize the designated critical habitat that might be affected by the proposed work. The district engineer will determine whether the proposed activity "may affect" or will have "no effect" to listed species and designated critical habitat and will notify the non-Federal applicant of the Corps' determination within 45 days of receipt of a complete PCN. In cases where the non-Federal applicant has identified listed species or critical habitat that might be affected or is in the vicinity of the activity, and has so notified the Corps, the applicant shall not begin work until the Corps has provided notification the proposed activities will have "no effect" on listed species or critical habitat, or until Section 7 consultation has been completed. If the non-Federal applicant has not heard back from the Corps within 45 days, the applicant must still wait for notification from Corps.

(d) As a result of formal or informal consultation with the USFWS or NMFS the district engineer may add species-specific permit conditions to the NWP.

(e) Authorization of an activity by a NWP does not authorize the "take" of a threatened or endangered species as defined under the ESA. In the absence of separate authorization (e.g., an ESA Section 10 Permit, a Biological Opinion with "incidental take" provisions, etc.) from the USFWS or the NMFS, the Endangered Species Act prohibits any person subject to the jurisdiction of the United States to take a listed species, where "take" means to harass, harm, pursue, hunt, shoot, wound, kill, trap, capture, or collect, or to attempt to engage in any such conduct. The word "harm" in the definition of "take" means an act which actually kills or injures wildlife. Such an act may include significant habitat modification or degradation where it actually kills or injures wildlife by significantly impairing essential behavioral patterns, including breeding, feeding or sheltering.

(f) If the non-federal permittee has a valid ESA section 10(a)(1)(B) incidental take permit with an approved Habitat Conservation Plan for a project or a group of projects that includes the proposed NWP activity, the non-federal applicant should provide a copy of that ESA section 10(a)(1)(B) permit with the PCN required by paragraph (c) of this general condition. The district engineer will review the ESA section 10(a)(1)(B) permit, and if he or she determines that it covers the proposed NWP activity, including any incidental take of listed species that might occur as a result of conducting the proposed NWP activity, the district engineer does not need to conduct a separate section 7 consultation for the proposed NWP activity. The district engineer will notify the non-federal applicant within 45 days of receipt of a complete PCN whether the ESA section 10(a)(1)(B) permit covers the proposed NWP activity or whether additional ESA section 7 consultation is required.

(g) Information on the location of threatened and endangered species and their critical habitat can be obtained directly from the offices of the USFWS and NMFS or their world wide web pages at <http://www.fws.gov/> or <http://www.fws.gov/pac> and <http://www.nmfs.noaa.gov/pz/species/esa> respectively.

19. **Migratory Birds and Bald and Golden Eagles.** The permittee is responsible for ensuring their action complies with the Migratory Bird Treaty Act and the Bald and Golden Eagle Protection Act. The permittee is responsible for contacting appropriate local office of the U.S. Fish and Wildlife Service to determine applicable measures to reduce impacts to migratory birds or eagles, including whether "incidental take" permits are necessary and available under the Migratory Bird Treaty Act or Bald and Golden Eagle Protection Act for a particular activity.

20. **Historic Properties.** (a) In cases where the district engineer determines that the activity may have the potential to cause effects to properties listed, or eligible for listing, in the National Register of Historic Places, the activity is not authorized, until the requirements of Section 106 of the National Historic Preservation Act (NHPA) have been satisfied.

(b) Federal permittees should follow their own procedures for complying with the requirements of Section 106 of the National Historic Preservation Act. If pre-construction notification is required for the proposed NWP activity, the Federal permittee must provide the district engineer with the appropriate documentation to demonstrate compliance with those

requirements. The district engineer will verify that the appropriate documentation has been submitted. If the appropriate documentation is not submitted, then additional consultation under section 106 may be necessary. The respective federal agency is responsible for fulfilling its obligation to comply with section 106.

(c) Non-federal permittees must submit a pre-construction notification to the district engineer if the NWP activity might have the potential to cause effects to any historic properties listed on, determined to be eligible for listing on, or potentially eligible for listing on the National Register of Historic Places, including previously unidentified properties. For such activities, the pre-construction notification must state which historic properties might have the potential to be affected by the proposed activity or include a vicinity map indicating the location of the historic properties or the potential for the presence of historic properties. Assistance regarding information on the location of or potential for the presence of historic properties can be sought from the State Historic Preservation Officer, Tribal Historic Preservation Officer, or designated tribal representative, as appropriate, and the National Register of Historic Places (see 33 CFR 330.4(g)). When reviewing pre-construction notifications, district engineers will comply with the current procedures for addressing the requirements of Section 106 of the National Historic Preservation Act. The district engineer shall make a reasonable and good faith effort to carry out appropriate identification efforts, which may include background research, consultation, oral history interviews, sample field investigation, and field survey. Based on the information submitted in the PCN and these identification efforts, the district engineer shall determine whether the proposed NWP activity has the potential to cause an effect on the historic properties. Section 106 consultation is not required when the district engineer determines that the activity does not have the potential to cause effects on historic properties (see 36 CFR 800.3(a)). Section 106 consultation is required when the district engineer determines that the activity has the potential to cause effects on historic properties. The district engineer will conduct consultation with consulting parties identified under 36 CFR 800.2(c) when he or she makes any of the following effect determinations for the purposes of section 106 of the NHPA: no historic properties affected, no adverse effect, and adverse effect. Where the non-Federal applicant has identified historic properties on which the activity might have the potential to cause effects and notified the Corps, the non-Federal applicant shall not begin the activity until notified by the district engineer either that the activity has no potential to cause effects to historic properties or that NHPA section 106 consultation has been completed.

(d) For non-federal permittees, the district engineer will notify the prospective permittee within 45 days of receipt of a complete pre-construction notification whether NHPA section 106 consultation is required. If NHPA section 106 consultation is required, the district engineer will notify the non-Federal applicant that he or she cannot begin the activity until Section 106 consultation is completed. If the non-Federal applicant has not heard back from the Corps within 45 days, the applicant must still wait for notification from the Corps.

(e) Prospective permittees should be aware that section 110k of the NHPA (54 U.S.C. 306113) prevents the Corps from granting a permit or other assistance to an applicant who, with intent to avoid the requirements of Section 106 of the NHPA, has intentionally significantly adversely affected a historic property to which the permit would relate, or having legal power to prevent it, allowed such significant adverse effect to occur, unless the Corps, after consultation with the Advisory Council on Historic Preservation (ACHP), determines that circumstances justify granting such assistance despite the adverse effect created or permitted by the applicant. If circumstances justify granting the assistance, the Corps is required to notify the ACHP and provide documentation specifying the circumstances, the degree of damage to the integrity of any historic properties affected, and proposed mitigation. This documentation must include any views obtained from the applicant, SHPO/THPO, appropriate Indian tribes if the undertaking occurs on or affects historic properties on tribal lands or affects properties of interest to those tribes, and other parties known to have a legitimate interest in the impacts to the activity on historic properties.

21. **Discovery of Previously Unknown Remains and Artifacts.** If you discover any previously unknown historic, cultural or archeological remains and artifacts while accomplishing the activity authorized by this permit, you must immediately notify the district engineer of what you have found, and to the maximum extent practicable, avoid construction activities that may affect the remains and artifacts until the required coordination has been completed. The district engineer will initiate the Federal, Tribal and state coordination required to determine if the items or remains warrant recovery effort or if the site is eligible for listing in the National Register of Historic Places.

22. Designated Critical Resource Waters. Critical resource waters include, NOAA-managed marine sanctuaries and marine monuments, and National Estuarine Research Reserves. The district engineer may designate, after notice and opportunity for public comment, additional waters officially designated by a state as having particular environmental or ecological significance, such as outstanding national resource waters or state natural heritage sites. The district engineer may also designate additional critical resource waters after notice and opportunity for public comment.

(a) Discharges of dredged or fill material into waters of the US are not authorized by NWP's 7, 12, 14, 16, 17, 21, 29, 31, 35, 39, 40, 42, 43, 44, 49, 50, 51, and 52 for any activity within, or directly affecting, critical resource waters, including wetlands adjacent to such waters.

(b) For NWP's 3, 8, 10, 13, 15, 18, 19, 22, 23, 25, 27, 28, 30, 33, 34, 36, 37, 38, and 54, notification is required in accordance with general condition 32, for any activity proposed in the designated critical resource waters including wetlands adjacent to those waters. The district engineer may authorize activities under these NWP's only after it is determined that the impacts to the critical resource waters will be no more than minimal.

23. Mitigation. The district engineer will consider the following factors when determining appropriate and practicable mitigation necessary to ensure that the individual and cumulative adverse environmental effects are no more than minimal:

(a) The activity must be designed and constructed to avoid and minimize adverse effects, both temporary and permanent, to waters of the United States to the maximum extent practicable at the project site (i.e., on site).

(b) Mitigation in all its forms (avoiding, minimizing, rectifying, reducing, or compensating for resource losses) will be required to the extent necessary to ensure that the individual and cumulative adverse environmental effects are no more than minimal.

(c) Compensatory mitigation at a minimum one-for-one ratio will be required for all wetland losses that exceed 1/10-acre and require pre-construction notification, unless the district engineer determines in writing that either some other form of mitigation would be more environmentally appropriate or the adverse effects of the proposed activity are minimal, and provides a project-specific waiver of this requirement. For wetland losses of 1/10-acre or less that require pre-construction notification, the district engineer may determine on a case-by-case basis that compensatory mitigation is required to ensure that the activity results in minimal adverse environmental effects.

(d) For losses of streams or other open waters that require pre-construction notification, the district engineer may require compensatory mitigation to ensure that the activity results in no more than minimal adverse environmental effects. Compensatory mitigation for losses of streams should be provided, if practicable, through stream rehabilitation, enhancement, or preservation, since streams are difficult-to-replace resources (see 33 CFR 332.3(e)(3)).

(e) Compensatory mitigation plans for NWP activities in or near streams or other open waters will normally include a requirement for the restoration or enhancement, maintenance, and legal protection (e.g. conservation easements) of riparian areas next to open waters. In some cases, the restoration or maintenance/protection of riparian areas may be the only compensatory mitigation required. Restored riparian areas should consist of native species. The width of the required riparian area will address documented water quality or aquatic habitat loss concerns. Normally, the riparian area will be 25 to 50 feet wide on each side of the stream, but the district engineer may require slightly wider riparian areas to address documented water quality or habitat loss concerns. If it is not possible to restore or maintain/protect a riparian area on the both sides of a stream or if the waterbody is a lake or coastal waters. Then restoring or maintaining/protecting a riparian area along a single bank or shoreline may be sufficient. Where both wetlands and open waters exist on the project site, the district engineer will determine the appropriate compensatory mitigation (e.g. riparian areas and/or wetlands compensation) based on what is best for the aquatic environmental on a watershed basis. In cases where riparian areas are determined to be the most appropriate form of minimization or compensatory mitigation, the district engineer may waive or reduce the requirement to provide wetland compensatory mitigation for wetland losses.

(f) Compensatory mitigation projects provided to offset losses of aquatic resources must comply with the applicable provisions of 33 CFR part 332.

(1) The prospective permittee is responsible for proposing an appropriate compensatory mitigation option if compensatory mitigation is necessary to ensure that the activity results in no more than minimal adverse environmental effects. For the NWP's, the preferred mechanism for providing compensatory mitigation is mitigation bank credits or in-lieu fee program credits (see 33 CFR 332.3(b)(2) and (3)). However, if an appropriate number and type of mitigation bank or in-lieu credits are not available at the time the PCN is submitted to the district engineer, the district engineer may approve the use of permittee-responsible mitigation if the use of mitigation bank or in-lieu fee program credits is not appropriate and practicable.

(2) The amount of compensatory mitigation required by the district engineer must be sufficient to ensure that the authorized activity results in no more than minimal individual and cumulative adverse environmental effects (see 33 CFR 330.1(e)(3)). (See also 33 CFR 332.3(f).)

(3) Since the likelihood of success is greater, and the impacts to potentially valuable uplands are reduced, aquatic resource restoration should be the first compensatory mitigation option considered for permittee-responsible mitigation.

(4) If permittee-responsible mitigation is the proposed option, the prospective permittee is responsible for submitting a mitigation plan. A conceptual or detailed mitigation plan may be used by the district engineer to make the decision on the NWP verification request, but a final mitigation plan that addresses the applicable requirements of 33 CFR 332.4(c)(2) through (14) must be approved by the district engineer before the permittee begins work in waters of the United States, unless the district engineer determines that prior approval of the final mitigation plan is not practicable or not necessary to ensure timely completion of the required compensatory mitigation (see 33 CFR 332.3(k)(3)).

(5) If mitigation bank or in-lieu fee program credits are the proposed option, the mitigation plan only needs to address the baseline conditions at the impact site and the number of credits to be provided.

(6) Compensatory mitigation requirements (e.g., resource type and amount to be provided as compensatory mitigation, site protection, ecological performance standards, monitoring requirements) may be addressed through conditions added to the NWP authorization, instead of components of a compensatory mitigation plan.

(g) Compensatory mitigation will not be used to increase the acreage losses allowed by the acreage limits of the NWP's. For example, if an NWP has an acreage limit of 1/2-acre, it cannot be used to authorize any project resulting in the loss of greater than 1/2-acre of waters of the United States, even if compensatory mitigation is provided that replaces or restores some of the lost waters. However, compensatory mitigation can and should be used, as necessary, to ensure that an NWP activity already meeting the established acreage limits also satisfies the minimal impact requirement for the NWP's.

(h) Permittees may propose the use of mitigation banks, in-lieu fee programs, or separate permittee-responsible mitigation. When developing a compensatory mitigation proposal, the permittee must consider appropriate and practicable options consistent with the framework at 33 CFR 332.3(b). For activities resulting in the loss of marine or estuarine resources, permittee-responsible compensatory mitigation may be environmentally preferable if there are no mitigation banks or in-lieu fee programs in the area that have marine or estuarine credits available for sale or transfer to the permittee. For permittee-responsible mitigation, the special conditions of the NWP verification must clearly indicate the party or parties responsible for the implementation and performance of the compensatory mitigation project, and, if required, its long-term management.

(i) Where certain functions and services of waters of the United States are permanently adversely affected by a regulated activity, such as discharges of dredged or fill material into waters of the United States that will convert a forested or scrub-shrub wetland to a herbaceous wetland in a permanently maintained utility line right-of-way, mitigation may be required to reduce the adverse environmental effects of the activity to the no more than minimal level.

24. Safety of Impoundment Structures. To ensure that all impoundment structures are safely designed, the district engineer may require non-Federal applicants to demonstrate that the structures comply with established state dam safety criteria or have been designed by qualified persons. The district engineer may also require documentation that the design has been independently reviewed by similarly qualified persons, and appropriate modifications made to ensure safety.

25. Water Quality. Where States and authorized Tribes, or EPA where applicable, have not previously certified compliance of an NWP with CWA Section 401, individual 401 Water Quality

Certification must be obtained or waived (see 33 CFR 330.4(c)). The district engineer or State or Tribe may require additional water quality management measures to ensure that the authorized activity does not result in more than minimal degradation of water quality.

26. Coastal Zone Management. In coastal states where an NWP has not previously received a state coastal zone management consistency concurrence, an individual state coastal zone management consistency concurrence must be obtained, or a presumption of concurrence must occur (see 33 CFR 330.4(d)). The district engineer or a State may require additional measures to ensure that the authorized activity is consistent with state coastal zone management requirements.

27. Regional and Case-By-Case Conditions. The activity must comply with any regional conditions that may have been added by the Division Engineer (see 33 CFR 330.4(e)) and with any case specific conditions added by the Corps or by the state, Indian Tribe, or USEPA in its section 401 Water Quality Certification, or by the state in its Coastal Zone Management Act consistency determination.

28. Use of Multiple Nationwide Permits. The use of more than one NWP for a single and complete project is prohibited, except when the acreage loss of waters of the United States authorized by the NWPs does not exceed the acreage limit of the NWP with the highest specified acreage limit. For example, if a road crossing over tidal waters is constructed under NWP 14, with associated bank stabilization authorized by NWP 13, the maximum acreage loss of waters of the United States for the total project cannot exceed 1/3-acre.

29. Transfer of Nationwide Permit Verifications. If the permittee sells the property associated with a nationwide permit verification, the permittee may transfer the nationwide permit verification to the new owner by submitting a letter to the appropriate Corps district office to validate the transfer. A copy of the nationwide permit verification must be attached to the letter, and the letter must contain the following statement and signature: "When the structures or work authorized by this nationwide permit are still in existence at the time the property is transferred, the terms and conditions of this nationwide permit, including any special conditions, will continue to be binding on the new owner(s) of the property. To validate the transfer of this nationwide permit and the associated liabilities associated with compliance with its terms and conditions, have the transferee sign and date below."

(Transferee)

(Date)

30. Compliance Certification. Each permittee who receives an NWP verification letter from the Corps must provide a signed certification documenting completion of the authorized activity and implementation of any required compensatory mitigation. The success of any required permittee-responsible mitigation, including the achievement of ecological performance standards, will be addressed separately by the district engineer. The Corps will provide the permittee the certification document with the NWP verification letter. The certification document will include:

- (a) A statement that the authorized work was done in accordance with the NWP authorization, including any general, regional, or activity-specific conditions;
- (b) A statement that the implementation of any required compensatory mitigation was completed in accordance with the permit conditions. If credits from a mitigation bank or in-lieu fee program are used to satisfy the compensatory mitigation requirements, the certification must include the documentation required by 33 CFR 332.3(i)(3) to confirm that the permittee secured the appropriate number and resource type of credits; and
- (c) The signature of the permittee certifying the completion of the work and mitigation. The completed certification document must be submitted to the district engineer within 30 days of completion of the authorized activity or the implementation of any required compensatory mitigation, whichever occurs later.

31. Activities Affecting Structures or Works Built by the United States. If an NWP activity also requires permission from the Corps pursuant to 33 U.S.C. 408 because it will alter or temporarily or permanently occupy or use a U.S. Army Corps of Engineers (USACE) federally

authorized Civil Works project (a "USACE project"), the prospective permittee must submit a pre-construction notification. See paragraph (b)(10) of general condition 32. An activity that requires Section 408 permission is not authorized by the NWP until the appropriate Corps office issues the section 408 permission to alter, occupy, or use the USACE project, and the district engineer issues a written NWP verification.

32. Pre-Construction Notification (PCN). (a) Timing. Where required by the terms of the NWP, the prospective permittee must notify the district engineer by submitting a pre-construction notification (PCN) as early as possible. The district engineer must determine if the PCN is complete within 30 calendar days of the date of receipt and, if the PCN is determined to be incomplete, notify the prospective permittee within that 30 day period to request the additional information necessary to make the PCN complete. As a general rule, district engineers will request additional information necessary to make the PCN complete only once. However, if the prospective permittee does not provide all of the requested information, then the district engineer will notify the prospective permittee that the PCN is still incomplete and the PCN review process will not commence until all of the requested information has been received by the district engineer. The prospective permittee shall not begin the activity until either:

- (1) He or she is notified in writing by the district engineer that the activity may proceed under the NWP with any special conditions imposed by the district or division engineer; or
- (2) 45 calendar days have passed from the district engineer's receipt of the complete PCN and the prospective permittee has not received written notice from the district or division engineer. However, if the permittee was required to notify the Corps pursuant to general condition 18 that listed species or critical habitat might be affected or in the vicinity of the project, or to notify the Corps pursuant to general condition 20 that the activity might have the potential to cause effects to historic properties, the permittee cannot begin the activity until receiving written notification from the Corps that there is "no effect" on listed species or "no potential to cause effects" on historic properties, or that any consultation required under Section 7 of the Endangered Species Act (see 33 CFR 330.4(f) and/or Section 106 of the National Historic Preservation Act (see 33 CFR 330.4(g)) has been completed. Also, work cannot begin under NWPs 21, 49, or 50 until the permittee has received written approval from the Corps. If the proposed activity requires a written waiver to exceed specified limits of an NWP, the permittee may not begin the activity until the district engineer issues the waiver. If the district or division engineer notifies the permittee in writing that an individual permit is required within 45 calendar days of receipt of a complete PCN, the permittee cannot begin the activity until an individual permit has been obtained. Subsequently, the permittee's right to proceed under the NWP may be modified, suspended, or revoked only in accordance with the procedure set forth in 33 CFR 330.5(d)(2).

(b) Contents of Pre-Construction Notification: The PCN must be in writing and include the following information:

- (1) Name, address and telephone numbers of the prospective permittee;
- (2) Location of the proposed activity;
- (3) Identify the specific NWP or NWPs the prospective permittee wants to use to authorize the proposed activity;
- (4) A description of the proposed activity, the activity's purpose, direct and indirect adverse environmental effects the activity would cause, including the anticipated amount of loss of wetlands, other special aquatic sites, and other waters expected to result from the NWP activity, in acres, linear feet, or other appropriate unit of measure, a description of any proposed mitigation measures intended to reduce the adverse environmental effects caused by the proposed activity; and any other NWP(s), regional general permit(s), or individual permit(s) used or intended to be used to authorize any part of the proposed project or any related activity, including other separate and distant crossings for linear projects that require Department of the Army authorization but do not require pre-construction notification. The description of the proposed activity and any proposed mitigation measures should be sufficiently detailed to allow the district engineer to determine that the adverse environmental effects of the activity will be no more than minimal and to determine the need for compensatory mitigation or other mitigation measures. For single and complete linear projects, the PCN must include the quantity of anticipated losses of wetlands, other special aquatic sites, and other water for each single and complete crossing of those wetlands, other special aquatic sites, and other waters. Sketches should be provided when necessary to show that the activity complies with the terms of the NWP. (Sketches usually clarify the project and when provided results in a quicker decision. Sketches should contain sufficient detail to provide an

illustrative description of the proposed activity (e.g., a conceptual plan), but do not need to be detailed engineering plans);

(5) The PCN must include a delineation of wetlands, other special aquatic sites, and other waters, such as lakes and ponds, and perennial, intermittent, and ephemeral streams, on the project site. Wetland delineations must be prepared in accordance with the current method required by the Corps. The permittee may ask the Corps to delineate the special aquatic sites and other waters on the project site, but there may be a delay if the Corps does the delineation, especially if the project site is large or contains many wetlands, other special aquatic sites, and other waters. Furthermore, the 45 day period will not start until the delineation has been submitted to or completed by the Corps, as appropriate;

(6) If the proposed activity will result in the loss of greater than 1/10-acre of wetlands and a PCN is required, the prospective permittee must submit a statement describing how the mitigation requirement will be satisfied, or explaining why the adverse environmental effects are no more than minimal and why compensatory mitigation should not be required. As an alternative, the prospective permittee may submit a conceptual or detailed mitigation plan.

(7) For non-federal permittees, if any listed species or designated critical habitat might be affected or is in the vicinity of the project, or if the project is located in designated critical habitat, for non-Federal applicants the PCN must include the name(s) of those endangered or threatened species that might be affected by the proposed activity or utilize the designated critical habitat that may be affected by the proposed activity. For any NWP activity that requires pre-construction notification, Federal permittees must provide documentation demonstrating compliance with the Endangered Species Act;

(8) For non-federal permittees, if the NWP activity might have the potential to cause effects to a historic property listed on, determined to be eligible for listing on, or potentially eligible for listing on, the National Register of Historic Places, the PCN must state which historic property might have the potential to be affected by the proposed activity or include a vicinity map indicating the location of the historic property. Federal permittees must provide documentation demonstrating compliance with Section 106 of the National Historic Preservation Act;

(9) For an activity that will occur in a component of the National Wild and Scenic River System, or in a river officially designated by Congress as a "study river" for possible inclusion in the system while the river is in an official study status, the PCN must identify the Wild and Scenic River or the "study river" (see general condition 16); and

(10) For an activity that requires permission from the Corps pursuant to 33 U.S.C. 408 because it will alter or temporarily or permanently occupy or use a U.S. Army Corps of Engineers federally authorized civil works project, the pre-construction notification must include a statement confirming that the project proponent has submitted a written request for section 408 permission from the Corps office having jurisdiction over that USACE project;

(c) Form of PCN Notification: The standard individual permit application form (Form ENG 4345) may be used, but the completed application form must clearly indicate that it is an NWP PCN and must include all of the information required in paragraphs (b)(1) through (10) of this general condition. A letter containing the required information may also be used. Applicants may provide electronic files of PCNs and supporting materials if the district engineer has established tools and procedures for electronic submittals.

(d) Agency Coordination: (1) The district engineer will consider any comments from Federal and state agencies concerning the proposed activity's compliance with the terms and conditions of the NWPs and the need for mitigation to reduce the project's adverse environmental effects so that they are no more than minimal.

(2) Agency coordination is required for: (i) all NWP activities that require preconstruction notification and result in the loss of greater than 1/2-acre of waters of the United States; (ii) NWP 21, 29, 39, 40, 42, 43, 44, 50, 51, and 52 activities that require pre-construction notification and will result in the loss of greater than 300 linear feet of stream bed; (iii) NWP 13 activities in excess of 500 linear feet, fills greater than one cubic yard per running foot, or involve discharges of dredged or fill material into special aquatic sites; and (iv) NWP 54 activities in excess of 500 linear feet, or that extend into the waterbody more than 30 feet from the mean low water line or ordinary high water mark.

(3) When agency coordination is required, the district engineer will immediately provide (e.g., via e-mail, facsimile transmission, overnight mail, or other expeditious manner) a copy of the complete PCN to the appropriate Federal or state offices (FWS, state natural

resource or water quality agency, EPA, and, if appropriate, the NMFS). With the exception of NWP 37, these agencies will have 10 calendar days from the date the material is transmitted to notify the district engineer via telephone, facsimile transmission, or e-mail that they intend to provide substantive, site specific comments. The comments must explain why the agency believes the adverse environmental effects will be more than minimal. If so contacted by an agency, the district engineer will wait an additional 15 calendar days before making a decision on the pre-construction notification. The district engineer will fully consider agency comments received within the specified time frame concerning the proposed activity's compliance with the terms and conditions of the NWPs, including the need for mitigation to ensure the net adverse environmental effects of the proposed activity are no more than minimal. The district engineer will provide no response to the resource agency, except as provided below. The district engineer will indicate in the administrative record associated with each pre-construction notification that the resource agencies' concerns were considered. For NWP 37, the emergency watershed protection and rehabilitation activity may proceed immediately in cases where there is an unacceptable hazard to life or a significant loss of property or economic hardship will occur. The district engineer will consider any comments received to decide whether the NWP 37 authorization should be modified, suspended, or revoked in accordance with the procedures at 33 CFR 330.5.

(4) In cases of where the prospective permittee is not a Federal agency, the district engineer will provide a response to NMFS within 30 calendar days of receipt of any Essential Fish Habitat conservation recommendations, as required by Section 305(b)(4)(B) of the Magnuson-Stevens Fishery Conservation and Management Act.

(5) Applicants are encouraged to provide the Corps with either electronic files or multiple copies of PCN notifications to expedite agency coordination.

Further Information

1. District Engineers have authority to determine if an activity complies with the terms and conditions of an NWP.

2. NWPs do not obviate the need to obtain other federal, state, or local permits, approvals, or authorizations required by law.

3. NWPs do not grant any property rights or exclusive privileges.

4. NWPs do not authorize any injury to the property or rights of others.

5. NWPs do not authorize interference with any existing or proposed Federal project (see general condition 31).

Kentucky Transportation
Cabinet Project:

N O T I C E

**DEPARTMENT OF THE ARMY
CORPS OF ENGINEERS
NATIONWIDE SECTION 404 PERMIT AUTHORIZATION**

**DEPARTMENT FOR ENVIRONMENTAL PROTECTION
KENTUCKY DIVISION OF WATER
SECTION 401 WATER QUALITY CERTIFICATION**

**PROJECT DESCRIPTION: Bridge Replacement
KY 1824 over Peggy Ann Creek
Marshall County, KY
KYTC Item No. 1-10027**

The Sections 404 and 401 activities for this project have previously been permitted under the authority of the Department of the Army, Section 404 Nationwide Permit Number 3, *Maintenance Projects* (with additional *Kentucky Regional General Conditions*), and the Kentucky Division of Water, Section 401 General Water Quality Certification. For these authorized permits to be valid, the attached conditions must be followed. The contractor shall post a copy of this Nationwide Permit Number 3 and General Water Quality Certification in a conspicuous location at the project site, with unencumbered public access, for the duration of construction and comply with the general conditions required.

Kentucky Transportation
Cabinet Project:

Locations Impacting Water Quality

Station-Location	Description
Bridge ID: 079B00029N	KY 1824 over Peggy Ann Creek project will entail replacing the existing bridge and constructing a new bridge in the same location and with the same current geometrics (bridge width, length, hydraulic opening, etc.). The project may involve the removal of debris and/or sediment.

This project involves work near and/or within Jurisdictional Waters of the United States as defined by the U. S. Army Corps of Engineers; therefore, requiring a Nationwide Number 3 General Section 404 permit. The Division of Water conditionally certified this General Permit. Importantly, one of those conditions regards the use of heavy equipment in any stream channel, or streambed. If there is need to cross the stream channel with heavy equipment, or conduct work within the stream channel, a work platform or temporary crossing, is authorized. This should be constructed with clean rock and sufficient pipe to allow stream flow to continue, unimpeded. Other conditions may be found under the heading, *General Certification—Nationwide Permit # 3 Maintenance Projects*.

In order for this authorization to be valid, the attached conditions must be followed. The contractor shall post a copy of this Nationwide Permit Number 3 Approval in a conspicuous location at the project site, for the duration of the construction, and comply with the general conditions as required.

To more readily expedite construction, the contractor may elect to alter the design, or perform the work in a manner different from what was originally proposed and specified. Prior to commencing such alternative work, the contractor shall obtain written permission from the Division of Construction and the Kentucky Transportation Cabinet, Division of Environmental Analysis. If such changes necessitate further permitting, then the contractor will be responsible for applying to the U. S. Army Corps of Engineers and the Kentucky Division of Water. A copy of any request to the Corps of Engineers or Division of Water to alter this proposal and subsequent responses shall be forwarded to the Division of Environmental Analysis, DA Permit Coordinator, for office records and for informational purposes.

Terms for Nationwide Permit No. 3 – Maintenance Projects

(a) The repair, rehabilitation, or replacement of any previously authorized, currently serviceable structure or fill, or of any currently serviceable structure or fill authorized by 33 CFR 330.3, provided that the structure or fill is not to be put to uses differing from those uses specified or contemplated for it in the original permit or the most recently authorized modification. Minor deviations in the structure's configuration or filled area, including those due to changes in materials, construction techniques, requirements of other regulatory agencies, or current construction codes or safety standards that are necessary to make the repair, rehabilitation, or replacement are authorized. This NWP also authorizes the removal of previously authorized structures or fills. Any stream channel modification is limited to the minimum necessary for the repair, rehabilitation, or replacement of the structure or fill; such modifications, including the removal of material from the stream channel, must be immediately adjacent to the project. This NWP also authorizes the removal of accumulated sediment and debris within, and in the immediate vicinity of, the structure or fill. This NWP also authorizes the repair, rehabilitation, or replacement of those structures or fills destroyed or damaged by storms, floods, fire or other discrete events, provided the repair, rehabilitation, or replacement is commenced, or is under contract to commence, within two years of the date of their destruction or damage. In cases of catastrophic events, such as hurricanes or tornadoes, this two-year limit may be waived by the district engineer, provided the permittee can demonstrate funding, contract, or other similar delays.

(b) This NWP also authorizes the removal of accumulated sediments and debris outside the immediate vicinity of existing structures (e.g., bridges, culverted road crossings, water intake structures, etc.). The removal of sediment is limited to the minimum necessary to restore the waterway in the vicinity of the structure to the approximate dimensions that existed when the structure was built, but cannot extend farther than 200 feet in any direction from the structure. This 200 foot limit does not apply to maintenance dredging to remove accumulated sediments blocking or restricting outfall and intake structures or to maintenance dredging to remove accumulated sediments from canals associated with outfall and intake structures. All dredged or excavated materials must be deposited and retained in an area that has no waters of the United States unless otherwise specifically approved by the district engineer under separate authorization.

(c) This NWP also authorizes temporary structures, fills, and work, including the use of temporary mats, necessary to conduct the maintenance activity. Appropriate measures must be taken to maintain normal downstream flows and minimize flooding to the maximum extent practicable, when temporary structures, work, and discharges, including cofferdams, are necessary for construction activities, access fills, or dewatering of construction sites. Temporary fills must consist of materials, and be placed in a manner, that will not be eroded by expected high flows. After conducting the maintenance activity, temporary fills must be removed in their entirety and the affected areas returned to pre-construction elevations. The areas affected by temporary fills must be revegetated, as appropriate.

(d) This NWP does not authorize maintenance dredging for the primary purpose of navigation. This NWP does not authorize beach restoration. This NWP does not authorize new stream channelization or stream relocation projects.

Notification: For activities authorized by paragraph (b) of this NWP, the permittee must submit a pre-construction notification to the district engineer prior to commencing the activity (see general condition 32). The pre-construction notification must include information regarding the original design capacities and configurations of the outfalls, intakes, small impoundments, and canals. (Authorities: Section 10 of the Rivers and Harbors Act of 1899 and section 404 of the Clean Water Act (Sections 10 and 404))

Note: This NWP authorizes the repair, rehabilitation, or replacement of any previously authorized structure or fill that does not qualify for the Clean Water Act section 404(f) exemption for maintenance.



MATTHEW G. BEVIN
GOVERNOR

CHARLES G. SNAVELY
SECRETARY

**ENERGY AND ENVIRONMENT CABINET
DEPARTMENT FOR ENVIRONMENTAL PROTECTION**

R. BRUCE SCOTT
COMMISSIONER

300 SOWER BOULEVARD
FRANKFORT, KENTUCKY 40601

**General Certification--Nationwide Permit # 3
Maintenance**

This General Certification is issued March 19, 2017, in conformity with the requirements of Section 401 of the Clean Water Act of 1977, as amended (33 U.S.C. §1341), as well as Kentucky Statute KRS 224.16-050.

For this and all nationwide permits, the definition of surface water is as per 401 KAR 10:001 Chapter 10, Section 1(80): Surface Waters means those waters having well-defined banks and beds, either constantly or intermittently flowing; lakes and impounded waters; marshes and wetlands; and any subterranean waters flowing in well-defined channels and having a demonstrable hydrologic connection with the surface. Lagoons used for waste treatment and effluent ditches that are situated on property owned, leased, or under valid easement by a permitted discharger are not considered to be surface waters of the commonwealth.

The Commonwealth of Kentucky hereby certifies under Section 401 of the Clean Water Act (CWA) that it has reasonable assurances that applicable water quality standards under Kentucky Administrative Regulations Title 401, Chapter 10, established pursuant to Sections 301, 302, 304, 306 and 307 of the CWA, will not be violated for the activity covered under NATIONWIDE PERMIT 3, namely Maintenance, provided that the following conditions are met:

1. The activity will not occur within surface waters of the Commonwealth identified by the Kentucky Division of Water as Outstanding State or National Resource Water, Cold Water Aquatic Habitat, or Exceptional Waters.
2. The activity will not occur within surface waters of the Commonwealth identified as perpetually-protected (e.g. deed restriction, conservation easement) mitigation sites.
3. The activity will impact less than 1/2 acre of wetland/marsh.
4. The activity will impact less than 300 linear feet of surface waters of the Commonwealth.

General Certification--Nationwide Permit # 3
Maintenance
Page 2

5. The Kentucky Division of Water may require submission of a formal application for an individual certification for any project if the project has been determined to likely have a significant adverse effect upon water quality or degrade the waters of the Commonwealth so that existing uses of the water body or downstream waters are precluded.
6. Activities that do not meet the conditions of this General Water Quality Certification require an Individual Section 401 Water Quality Certification.
7. Activities qualifying for coverage under this General Water Quality Certification are subject to the following conditions:
 - Projects requiring in-stream stormwater detention/retention basins shall require individual water quality certifications.
 - Erosion and sedimentation pollution control plans and Best Management Practices must be designed, installed, and maintained in effective operating condition at all times during construction activities so that violations of state water quality standards do not occur.
 - Sediment and erosion control measures, such as check-dams constructed of any material, silt fencing, hay bales, etc., shall not be placed within surface waters of the Commonwealth, either temporarily or permanently, without prior approval by the Kentucky Division of Water's Water Quality Certification Section. If placement of sediment and erosion control measures in surface waters is unavoidable, design and placement of temporary erosion control measures shall not be conducted in such a manner that may result in instability of streams that are adjacent to, upstream, or downstream of the structures. All sediment and erosion control devices shall be removed and the natural grade restored within the completion timeline of the activities.
 - Measures shall be taken to prevent or control spills of fuels, lubricants, or other toxic materials used in construction from entering the watercourse.
 - Removal of riparian vegetation shall be limited to that necessary for equipment access.
 - To the maximum extent practicable, all in-stream work under this certification shall be performed under low-flow conditions.
 - Heavy equipment, e.g. bulldozers, backhoes, draglines, etc., if required for this project, should not be used or operated within the stream channel. In those instances in which such in-stream work is unavoidable, then it shall be performed in such a manner and duration as to minimize turbidity and disturbance to substrates and bank or riparian vegetation.
 - Any fill shall be of such composition that it will not adversely affect the biological, chemical, or physical properties of the receiving waters and/or cause violations of water quality standards. If rip-rap is utilized, it should be of such weight and size that bank stress or slump conditions will not be created because of its placement.

General Certification--Nationwide Permit # 3
Maintenance
Page 3

- If there are water supply intakes located downstream that may be affected by increased turbidity and suspended solids, the permittee shall notify the operator when such work will be done.
- Should evidence of stream pollution or jurisdictional wetland impairment and/or violations of water quality standards occur as a result of this activity (either from a spill or other forms of water pollution), the Kentucky Division of Water shall be notified immediately by calling (800) 928-2380.

Non-compliance with the conditions of this general certification or violation of Kentucky state water quality standards may result in civil penalties.



**US Army Corps
of Engineers®**

Louisville District

2017 Nationwide Permit General Conditions

The following General Conditions must be followed in order for any authorization by NWP to be valid:

1. Navigation. (a) No activity may cause more than a minimal adverse effect on navigation.

(b) Any safety lights and signals prescribed by the US Coast Guard, through regulations or otherwise, must be installed and maintained at the permittee's expense on authorized facilities in navigable waters of the United States.

(c) The permittee understands and agrees that, if future operations by the United States require the removal, relocation, or other alteration, of the structure or work herein authorized, or if, in the opinion of the Secretary of the Army or his authorized representative, said structure or work shall cause unreasonable obstruction to the free navigation of the navigable waters, the permittee will be required, upon due notice from the Corps of Engineers, to remove, relocate, or alter the structural work or obstructions caused thereby, without expense to the United States. No claim shall be made against the United States on account of any such removal or alteration.

2. Aquatic Life Movements. No activity may substantially disrupt the necessary life cycle movements of those species of aquatic life indigenous to the waterbody, including those species that normally migrate through the area, unless the activity's primary purpose is to impound water. All permanent and temporary crossings of waterbodies shall be suitably culverted, bridged, or otherwise designed and constructed to maintain low flows to sustain the movement of those aquatic species.

3. Spawning Areas. Activities in spawning areas during spawning seasons must be avoided to the maximum extent practicable. Activities that result in the physical destruction (e.g., through excavation, fill, or downstream smothering by substantial turbidity) of an important spawning area are not authorized.

4. Migratory Bird Breeding Areas. Activities in waters of the United States that serve as breeding areas for migratory birds must be avoided to the maximum extent practicable.

5. Shellfish Beds. No activity may occur in areas of concentrated shellfish populations, unless the activity is directly related to a shellfish harvesting activity authorized by NWPs 4 and 48, or is a shellfish seeding or habitat restoration activity authorized by NWP 27.

6. Suitable Material. No activity may use unsuitable material (e.g., trash, debris, car bodies, asphalt, etc.). Material used for construction or discharged must be free from toxic pollutants in toxic amounts (see Section 307 of the Clean Water Act).

7. Water Supply Intakes. No activity may occur in the proximity of a public water supply intake, except where the activity is for the repair or improvement of public water supply intake structures or adjacent bank stabilization.

8. Adverse Effects From Impoundments. If the activity creates an impoundment of water, adverse effects to the aquatic system due to accelerating the passage of water, and/or restricting its flow must be minimized to the maximum extent practicable.

9. Management of Water Flows. To the maximum extent practicable, the pre-construction course, condition, capacity, and location of open waters must be maintained for each activity, including stream channelization, storm water management activities, and temporary and permanent road crossings, except as provided below. The activity must be constructed to withstand expected high flows. The activity must not restrict or impede the passage of normal or high flows, unless the primary purpose of the activity is to impound water or manage high flows. The activity may alter the pre-construction course, condition, capacity, and location of open waters if it benefits the aquatic environment (e.g., stream restoration or relocation activities).

10. Fills Within 100-Year Floodplains. The activity must comply with applicable FEMA-approved state or local floodplain management requirements.

11. Equipment. Heavy equipment working in wetlands or mudflats must be placed on mats, or other measures must be taken to minimize soil disturbance.

12. Soil Erosion and Sediment Controls. Appropriate soil erosion and sediment controls must be used and maintained in effective operating condition during construction, and all exposed soil and other fills, as well as any work below the ordinary high water mark or high tide line, must be permanently stabilized at the earliest practicable date. Permittees are encouraged to perform work within waters of the United States during periods of low-flow or no-flow, or during low tides.

13. Removal of Temporary Fills. Temporary fills must be removed in their entirety and the affected areas returned to pre-construction elevations. The affected areas must be revegetated, as appropriate.

14. Proper Maintenance. Any authorized structure or fill shall be properly maintained, including maintenance to ensure public safety and compliance with applicable NWP general conditions, as well as any activity-specific conditions added by the district engineer to an NWP authorization.

15. Single and Complete Project. The activity must be a single and complete project. The same NWP cannot be used more than once for the same single and complete project.

16. Wild and Scenic Rivers. (a) No activity may occur in a component of the National Wild and Scenic River System, or in a river officially designated by Congress as a "study river" for possible inclusion in the system while the river is in an official study status, unless the appropriate Federal agency with direct management responsibility for such river, has determined in writing that the proposed activity will not adversely affect the Wild and Scenic River designation or study status.

(b) If a proposed NWP activity will occur in a component of the National Wild and Scenic River System, or in a river officially designated by Congress as a "study river" for possible inclusion in the system while the river is in an official study status, the permittee must submit a pre-construction notification (see general condition 32). The district engineer will coordinate the PCN with the Federal agency with direct management responsibility for that river. The permittee shall not begin the NWP activity until notified by the district engineer that the Federal agency with direct management responsibility for that river has determined in writing that the proposed NWP activity will not adversely affect the Wild and Scenic River designation or study status.

(c) Information on Wild and Scenic Rivers may be obtained from the appropriate Federal land management agency responsible for the designated Wild and Scenic River or study river (e.g., National Park Service, U.S. Forest Service, Bureau of Land Management, U.S. Fish and Wildlife Service). Information on these rivers is also available at: <http://www.rivers.gov/>

17. Tribal Rights. No activity may impair tribal rights (including treaty rights), protected tribal resources, or tribal lands.

18. Endangered Species. (a) No activity is authorized under any NWP which is likely to directly or indirectly jeopardize the continued existence of a threatened or endangered species or a species proposed for such designation, as identified under the Federal Endangered Species Act (ESA), or which will directly or indirectly destroy or adversely modify the critical habitat of such species. No activity is authorized under any NWP which "may affect" a listed species or critical habitat, unless section 7 consultation addressing the effects of the proposed activity has been completed. Direct effects are the immediate effects on the listed species and critical habitat caused by the NWP activity. Indirect effects are those effects on listed species and critical habitat that are caused by the NWP activity and are later in time, but still are reasonably certain to occur.

(b) Federal agencies should follow their own procedures for complying with the requirements of the ESA. If pre-construction notification is required for the proposed activity, the Federal permittee must provide the district engineer with the appropriate documentation to demonstrate compliance with those requirements. The district engineer will verify that the appropriate documentation has been submitted. If the appropriate documentation has not been submitted, additional ESA section 7 consultation may be necessary for the activity and the respective federal agency would be responsible for fulfilling its obligation under section 7 of the ESA.

(c) Non-federal permittees must submit a pre-construction notification (PCN) to the district engineer if any listed species or designated critical habitat might be affected or is in the vicinity of the activity, or if the activity is located in designated critical habitat, and shall not begin work on the activity until notified by the district engineer that the requirements of the ESA have been satisfied and that the activity is authorized. For activities that might affect Federally-listed endangered or threatened species or designated critical habitat, the PCN must include the name(s) of the endangered or threatened species that might be affected by the proposed activity or that utilize the designated critical habitat that might be affected by the proposed work. The district engineer will determine whether the proposed activity "may affect" or will have "no effect" to listed species and designated critical habitat and will notify the non-Federal applicant of the Corps' determination within 45 days of receipt of a complete PCN. In cases where the non-Federal applicant has identified listed species or critical habitat that might be affected or is in the vicinity of the activity, and has so notified the Corps, the applicant shall not begin work until the Corps has provided notification the proposed activities will have "no effect" on listed species or critical habitat, or until Section 7 consultation has been completed. If the non-Federal applicant has not heard back from the Corps within 45 days, the applicant must still wait for notification from Corps.

(d) As a result of formal or informal consultation with the USFWS or NMFS the district engineer may add species-specific permit conditions to the NWP.

(e) Authorization of an activity by a NWP does not authorize the "take" of a threatened or endangered species as defined under the ESA. In the absence of separate authorization (e.g., an ESA Section 10 Permit, a Biological Opinion with "incidental take" provisions, etc.) from the USFWS or the NMFS, the Endangered Species Act prohibits any person subject to the jurisdiction of the United States to take a listed species, where "take" means to harass, harm, pursue, hunt, shoot, wound, kill, trap, capture, or collect, or to attempt to engage in any such conduct. The word "harm" in the definition of "take" means an act which actually kills or injures wildlife. Such an act may include significant habitat modification or degradation where it actually kills or injures wildlife by significantly impairing essential behavioral patterns, including breeding, feeding or sheltering.

(f) If the non-federal permittee has a valid ESA section 10(a)(1)(B) incidental take permit with an approved Habitat Conservation Plan for a project or a group of projects that includes the proposed NWP activity, the non-federal applicant should provide a copy of that ESA section 10(a)(1)(B) permit with the PCN required by paragraph (c) of this general condition. The district engineer will review the ESA section 10(a)(1)(B) permit, and if he or she determines that it covers the proposed NWP activity, including any incidental take of listed species that might occur as a result of conducting the proposed NWP activity, the district engineer does not need to conduct a separate section 7 consultation for the proposed NWP activity. The district engineer will notify the non-federal applicant within 45 days of receipt of a complete PCN whether the ESA section 10(a)(1)(B) permit covers the proposed NWP activity or whether additional ESA section 7 consultation is required.

(g) Information on the location of threatened and endangered species and their critical habitat can be obtained directly from the offices of the USFWS and NMFS or their world wide web pages at <http://www.fws.gov/> or <http://www.fws.gov/ipac> and <http://www.nmfs.noaa.gov/pz/species/esa> respectively.

19. **Migratory Birds and Bald and Golden Eagles.** The permittee is responsible for ensuring their action complies with the Migratory Bird Treaty Act and the Bald and Golden Eagle Protection Act. The permittee is responsible for contacting appropriate local office of the U.S. Fish and Wildlife Service to determine applicable measures to reduce impacts to migratory birds or eagles, including whether "incidental take" permits are necessary and available under the Migratory Bird Treaty Act or Bald and Golden Eagle Protection Act for a particular activity.

20. **Historic Properties.** (a) In cases where the district engineer determines that the activity may have the potential to cause effects to properties listed, or eligible for listing, in the National Register of Historic Places, the activity is not authorized, until the requirements of Section 106 of the National Historic Preservation Act (NHPA) have been satisfied.

(b) Federal permittees should follow their own procedures for complying with the requirements of Section 106 of the National Historic Preservation Act. If pre-construction notification is required for the proposed NWP activity, the Federal permittee must provide the district engineer with the appropriate documentation to demonstrate compliance with those

requirements. The district engineer will verify that the appropriate documentation has been submitted. If the appropriate documentation is not submitted, then additional consultation under section 106 may be necessary. The respective federal agency is responsible for fulfilling its obligation to comply with section 106.

(c) Non-federal permittees must submit a pre-construction notification to the district engineer if the NWP activity might have the potential to cause effects to any historic properties listed on, determined to be eligible for listing on, or potentially eligible for listing on the National Register of Historic Places, including previously unidentified properties. For such activities, the pre-construction notification must state which historic properties might have the potential to be affected by the proposed activity or include a vicinity map indicating the location of the historic properties or the potential for the presence of historic properties. Assistance regarding information on the location of or potential for the presence of historic properties can be sought from the State Historic Preservation Officer, Tribal Historic Preservation Officer, or designated tribal representative, as appropriate, and the National Register of Historic Places (see 33 CFR 330.4(g)). When reviewing pre-construction notifications, district engineers will comply with the current procedures for addressing the requirements of Section 106 of the National Historic Preservation Act. The district engineer shall make a reasonable and good faith effort to carry out appropriate identification efforts, which may include background research, consultation, oral history interviews, sample field investigation, and field survey. Based on the information submitted in the PCN and these identification efforts, the district engineer shall determine whether the proposed NWP activity has the potential to cause an effect on the historic properties. Section 106 consultation is not required when the district engineer determines that the activity does not have the potential to cause effects on historic properties (see 36 CFR 800.3(a)). Section 106 consultation is required when the district engineer determines that the activity has the potential to cause effects on historic properties. The district engineer will conduct consultation with consulting parties identified under 36 CFR 800.2(c) when he or she makes any of the following effect determinations for the purposes of section 106 of the NHPA: no historic properties affected, no adverse effect, and adverse effect. Where the non-Federal applicant has identified historic properties on which the activity might have the potential to cause effects and notified the Corps, the non-Federal applicant shall not begin the activity until notified by the district engineer either that the activity has no potential to cause effects to historic properties or that NHPA section 106 consultation has been completed.

(d) For non-federal permittees, the district engineer will notify the prospective permittee within 45 days of receipt of a complete pre-construction notification whether NHPA section 106 consultation is required. If NHPA section 106 consultation is required, the district engineer will notify the non-Federal applicant that he or she cannot begin the activity until Section 106 consultation is completed. If the non-Federal applicant has not heard back from the Corps within 45 days, the applicant must still wait for notification from the Corps.

(e) Prospective permittees should be aware that section 110k of the NHPA (54 U.S.C. 306113) prevents the Corps from granting a permit or other assistance to an applicant who, with intent to avoid the requirements of Section 106 of the NHPA, has intentionally significantly adversely affected a historic property to which the permit would relate, or having legal power to prevent it, allowed such significant adverse effect to occur, unless the Corps, after consultation with the Advisory Council on Historic Preservation (ACHP), determines that circumstances justify granting such assistance despite the adverse effect created or permitted by the applicant. If circumstances justify granting the assistance, the Corps is required to notify the ACHP and provide documentation specifying the circumstances, the degree of damage to the integrity of any historic properties affected, and proposed mitigation. This documentation must include any views obtained from the applicant, SHPO/THPO, appropriate Indian tribes if the undertaking occurs on or affects historic properties on tribal lands or affects properties of interest to those tribes, and other parties known to have a legitimate interest in the impacts to the activity on historic properties.

21. **Discovery of Previously Unknown Remains and Artifacts.** If you discover any previously unknown historic, cultural or archeological remains and artifacts while accomplishing the activity authorized by this permit, you must immediately notify the district engineer of what you have found, and to the maximum extent practicable, avoid construction activities that may affect the remains and artifacts until the required coordination has been completed. The district engineer will initiate the Federal, Tribal and state coordination required to determine if the items or remains warrant recovery effort or if the site is eligible for listing in the National Register of Historic Places.

22. Designated Critical Resource Waters. Critical resource waters include, NOAA-managed marine sanctuaries and marine monuments, and National Estuarine Research Reserves. The district engineer may designate, after notice and opportunity for public comment, additional waters officially designated by a state as having particular environmental or ecological significance, such as outstanding national resource waters or state natural heritage sites. The district engineer may also designate additional critical resource waters after notice and opportunity for public comment.

(a) Discharges of dredged or fill material into waters of the US are not authorized by NWP's 7, 12, 14, 16, 17, 21, 29, 31, 35, 39, 40, 42, 43, 44, 49, 50, 51, and 52 for any activity within, or directly affecting, critical resource waters, including wetlands adjacent to such waters.

(b) For NWP's 3, 8, 10, 13, 15, 18, 19, 22, 23, 25, 27, 28, 30, 33, 34, 36, 37, 38, and 54, notification is required in accordance with general condition 32, for any activity proposed in the designated critical resource waters including wetlands adjacent to those waters. The district engineer may authorize activities under these NWP's only after it is determined that the impacts to the critical resource waters will be no more than minimal.

23. Mitigation. The district engineer will consider the following factors when determining appropriate and practicable mitigation necessary to ensure that the individual and cumulative adverse environmental effects are no more than minimal:

(a) The activity must be designed and constructed to avoid and minimize adverse effects, both temporary and permanent, to waters of the United States to the maximum extent practicable at the project site (i.e., on site).

(b) Mitigation in all its forms (avoiding, minimizing, rectifying, reducing, or compensating for resource losses) will be required to the extent necessary to ensure that the individual and cumulative adverse environmental effects are no more than minimal.

(c) Compensatory mitigation at a minimum one-for-one ratio will be required for all wetland losses that exceed 1/10-acre and require pre-construction notification, unless the district engineer determines in writing that either some other form of mitigation would be more environmentally appropriate or the adverse effects of the proposed activity are minimal, and provides a project-specific waiver of this requirement. For wetland losses of 1/10-acre or less that require pre-construction notification, the district engineer may determine on a case-by-case basis that compensatory mitigation is required to ensure that the activity results in minimal adverse environmental effects.

(d) For losses of streams or other open waters that require pre-construction notification, the district engineer may require compensatory mitigation to ensure that the activity results in no more than minimal adverse environmental effects. Compensatory mitigation for losses of streams should be provided, if practicable, through stream rehabilitation, enhancement, or preservation, since streams are difficult-to-replace resources (see 33 CFR 332.3(e)(3)).

(e) Compensatory mitigation plans for NWP activities in or near streams or other open waters will normally include a requirement for the restoration or enhancement, maintenance, and legal protection (e.g. conservation easements) of riparian areas next to open waters. In some cases, the restoration or maintenance/protection of riparian areas may be the only compensatory mitigation required. Restored riparian areas should consist of native species. The width of the required riparian area will address documented water quality or aquatic habitat loss concerns. Normally, the riparian area will be 25 to 50 feet wide on each side of the stream, but the district engineer may require slightly wider riparian areas to address documented water quality or habitat loss concerns. If it is not possible to restore or maintain/protect a riparian area on the both sides of a stream or if the waterbody is a lake or coastal waters. Then restoring or maintaining/protecting a riparian area along a single bank or shoreline may be sufficient. Where both wetlands and open waters exist on the project site, the district engineer will determine the appropriate compensatory mitigation (e.g. riparian areas and/or wetlands compensation) based on what is best for the aquatic environmental on a watershed basis. In cases where riparian areas are determined to be the most appropriate form of minimization or compensatory mitigation, the district engineer may waive or reduce the requirement to provide wetland compensatory mitigation for wetland losses.

(f) Compensatory mitigation projects provided to offset losses of aquatic resources must comply with the applicable provisions of 33 CFR part 332.

(1) The prospective permittee is responsible for proposing an appropriate compensatory mitigation option if compensatory mitigation is necessary to ensure that the activity results in no more than minimal adverse environmental effects. For the NWP's, the preferred mechanism for providing compensatory mitigation is mitigation bank credits or in-lieu fee program credits (see 33 CFR 332.3(b)(2) and (3)). However, if an appropriate number and type of mitigation bank or in-lieu credits are not available at the time the PCN is submitted to the district engineer, the district engineer may approve the use of permittee-responsible mitigation if the use of mitigation bank or in-lieu fee program credits is not appropriate and practicable.

(2) The amount of compensatory mitigation required by the district engineer must be sufficient to ensure that the authorized activity results in no more than minimal individual and cumulative adverse environmental effects (see 33 CFR 330.1(e)(3)). (See also 33 CFR 332.3(f).)

(3) Since the likelihood of success is greater, and the impacts to potentially valuable uplands are reduced, aquatic resource restoration should be the first compensatory mitigation option considered for permittee-responsible mitigation.

(4) If permittee-responsible mitigation is the proposed option, the prospective permittee is responsible for submitting a mitigation plan. A conceptual or detailed mitigation plan may be used by the district engineer to make the decision on the NWP verification request, but a final mitigation plan that addresses the applicable requirements of 33 CFR 332.4(c)(2) through (14) must be approved by the district engineer before the permittee begins work in waters of the United States, unless the district engineer determines that prior approval of the final mitigation plan is not practicable or not necessary to ensure timely completion of the required compensatory mitigation (see 33 CFR 332.3(k)(3)).

(5) If mitigation bank or in-lieu fee program credits are the proposed option, the mitigation plan only needs to address the baseline conditions at the impact site and the number of credits to be provided.

(6) Compensatory mitigation requirements (e.g., resource type and amount to be provided as compensatory mitigation, site protection, ecological performance standards, monitoring requirements) may be addressed through conditions added to the NWP authorization, instead of components of a compensatory mitigation plan.

(g) Compensatory mitigation will not be used to increase the acreage losses allowed by the acreage limits of the NWP's. For example, if an NWP has an acreage limit of 1/2-acre, it cannot be used to authorize any project resulting in the loss of greater than 1/2-acre of waters of the United States, even if compensatory mitigation is provided that replaces or restores some of the lost waters. However, compensatory mitigation can and should be used, as necessary, to ensure that an NWP activity already meeting the established acreage limits also satisfies the minimal impact requirement for the NWP's.

(h) Permittees may propose the use of mitigation banks, in-lieu fee programs, or separate permittee-responsible mitigation. When developing a compensatory mitigation proposal, the permittee must consider appropriate and practicable options consistent with the framework at 33 CFR 332.3(b). For activities resulting in the loss of marine or estuarine resources, permittee-responsible compensatory mitigation may be environmentally preferable if there are no mitigation banks or in-lieu fee programs in the area that have marine or estuarine credits available for sale or transfer to the permittee. For permittee-responsible mitigation, the special conditions of the NWP verification must clearly indicate the party or parties responsible for the implementation and performance of the compensatory mitigation project, and, if required, its long-term management.

(i) Where certain functions and services of waters of the United States are permanently adversely affected by a regulated activity, such as discharges of dredged or fill material into waters of the United States that will convert a forested or scrub-shrub wetland to a herbaceous wetland in a permanently maintained utility line right-of-way, mitigation may be required to reduce the adverse environmental effects of the activity to the no more than minimal level.

24. Safety of Impoundment Structures. To ensure that all impoundment structures are safely designed, the district engineer may require non-Federal applicants to demonstrate that the structures comply with established state dam safety criteria or have been designed by qualified persons. The district engineer may also require documentation that the design has been independently reviewed by similarly qualified persons, and appropriate modifications made to ensure safety.

25. Water Quality. Where States and authorized Tribes, or EPA where applicable, have not previously certified compliance of an NWP with CWA Section 401, individual 401 Water Quality

Certification must be obtained or waived (see 33 CFR 330.4(c)). The district engineer or State or Tribe may require additional water quality management measures to ensure that the authorized activity does not result in more than minimal degradation of water quality.

26. Coastal Zone Management. In coastal states where an NWP has not previously received a state coastal zone management consistency concurrence, an individual state coastal zone management consistency concurrence must be obtained, or a presumption of concurrence must occur (see 33 CFR 330.4(d)). The district engineer or a State may require additional measures to ensure that the authorized activity is consistent with state coastal zone management requirements.

27. Regional and Case-By-Case Conditions. The activity must comply with any regional conditions that may have been added by the Division Engineer (see 33 CFR 330.4(e)) and with any case specific conditions added by the Corps or by the state, Indian Tribe, or USEPA in its section 401 Water Quality Certification, or by the state in its Coastal Zone Management Act consistency determination.

28. Use of Multiple Nationwide Permits. The use of more than one NWP for a single and complete project is prohibited, except when the acreage loss of waters of the United States authorized by the NWPs does not exceed the acreage limit of the NWP with the highest specified acreage limit. For example, if a road crossing over tidal waters is constructed under NWP 14, with associated bank stabilization authorized by NWP 13, the maximum acreage loss of waters of the United States for the total project cannot exceed 1/3-acre.

29. Transfer of Nationwide Permit Verifications. If the permittee sells the property associated with a nationwide permit verification, the permittee may transfer the nationwide permit verification to the new owner by submitting a letter to the appropriate Corps district office to validate the transfer. A copy of the nationwide permit verification must be attached to the letter, and the letter must contain the following statement and signature: "When the structures or work authorized by this nationwide permit are still in existence at the time the property is transferred, the terms and conditions of this nationwide permit, including any special conditions, will continue to be binding on the new owner(s) of the property. To validate the transfer of this nationwide permit and the associated liabilities associated with compliance with its terms and conditions, have the transferee sign and date below."

(Transferee)

(Date)

30. Compliance Certification. Each permittee who receives an NWP verification letter from the Corps must provide a signed certification documenting completion of the authorized activity and implementation of any required compensatory mitigation. The success of any required permittee-responsible mitigation, including the achievement of ecological performance standards, will be addressed separately by the district engineer. The Corps will provide the permittee the certification document with the NWP verification letter. The certification document will include:

- (a) A statement that the authorized work was done in accordance with the NWP authorization, including any general, regional, or activity-specific conditions;
- (b) A statement that the implementation of any required compensatory mitigation was completed in accordance with the permit conditions. If credits from a mitigation bank or in-lieu fee program are used to satisfy the compensatory mitigation requirements, the certification must include the documentation required by 33 CFR 332.3(i)(3) to confirm that the permittee secured the appropriate number and resource type of credits; and
- (c) The signature of the permittee certifying the completion of the work and mitigation. The completed certification document must be submitted to the district engineer within 30 days of completion of the authorized activity or the implementation of any required compensatory mitigation, whichever occurs later.

31. Activities Affecting Structures or Works Built by the United States. If an NWP activity also requires permission from the Corps pursuant to 33 U.S.C. 408 because it will alter or temporarily or permanently occupy or use a U.S. Army Corps of Engineers (USACE) federally

authorized Civil Works project (a "USACE project"), the prospective permittee must submit a pre-construction notification. See paragraph (b)(10) of general condition 32. An activity that requires Section 408 permission is not authorized by the NWP until the appropriate Corps office issues the section 408 permission to alter, occupy, or use the USACE project, and the district engineer issues a written NWP verification.

32. Pre-Construction Notification (PCN). (a) Timing. Where required by the terms of the NWP, the prospective permittee must notify the district engineer by submitting a pre-construction notification (PCN) as early as possible. The district engineer must determine if the PCN is complete within 30 calendar days of the date of receipt and, if the PCN is determined to be incomplete, notify the prospective permittee within that 30 day period to request the additional information necessary to make the PCN complete. As a general rule, district engineers will request additional information necessary to make the PCN complete only once. However, if the prospective permittee does not provide all of the requested information, then the district engineer will notify the prospective permittee that the PCN is still incomplete and the PCN review process will not commence until all of the requested information has been received by the district engineer. The prospective permittee shall not begin the activity until either:

- (1) He or she is notified in writing by the district engineer that the activity may proceed under the NWP with any special conditions imposed by the district or division engineer; or
- (2) 45 calendar days have passed from the district engineer's receipt of the complete PCN and the prospective permittee has not received written notice from the district or division engineer. However, if the permittee was required to notify the Corps pursuant to general condition 18 that listed species or critical habitat might be affected or in the vicinity of the project, or to notify the Corps pursuant to general condition 20 that the activity might have the potential to cause effects to historic properties, the permittee cannot begin the activity until receiving written notification from the Corps that there is "no effect" on listed species or "no potential to cause effects" on historic properties, or that any consultation required under Section 7 of the Endangered Species Act (see 33 CFR 330.4(f) and/or Section 106 of the National Historic Preservation Act (see 33 CFR 330.4(g)) has been completed. Also, work cannot begin under NWPs 21, 49, or 50 until the permittee has received written approval from the Corps. If the proposed activity requires a written waiver to exceed specified limits of an NWP, the permittee may not begin the activity until the district engineer issues the waiver. If the district or division engineer notifies the permittee in writing that an individual permit is required within 45 calendar days of receipt of a complete PCN, the permittee cannot begin the activity until an individual permit has been obtained. Subsequently, the permittee's right to proceed under the NWP may be modified, suspended, or revoked only in accordance with the procedure set forth in 33 CFR 330.5(d)(2).

(b) Contents of Pre-Construction Notification: The PCN must be in writing and include the following information:

- (1) Name, address and telephone numbers of the prospective permittee;
- (2) Location of the proposed activity;
- (3) Identify the specific NWP or NWPs the prospective permittee wants to use to authorize the proposed activity;

(4) A description of the proposed activity; the activity's purpose; direct and indirect adverse environmental effects the activity would cause, including the anticipated amount of loss of wetlands, other special aquatic sites, and other waters expected to result from the NWP activity, in acres, linear feet, or other appropriate unit of measure; a description of any proposed mitigation measures intended to reduce the adverse environmental effects caused by the proposed activity; and any other NWP(s), regional general permit(s), or individual permit(s) used or intended to be used to authorize any part of the proposed project or any related activity, including other separate and distant pre-crossings for linear projects that require Department of the Army authorization but do not require pre-construction notification. The description of the proposed activity and any proposed mitigation measures should be sufficiently detailed to allow the district engineer to determine that the adverse environmental effects of the activity will be no more than minimal and to determine the need for compensatory mitigation or other mitigation measures. For single and complete linear projects, the PCN must include the quantity of anticipated losses of wetlands, other special aquatic sites, and other water for each single and complete crossing of those wetlands, other special aquatic sites, and other waters. Sketches should be provided when necessary to show that the activity complies with the terms of the NWP. (Sketches usually clarify the project and when provided results in a quicker decision. Sketches should contain sufficient detail to provide an

illustrative description of the proposed activity (e.g., a conceptual plan), but do not need to be detailed engineering plans);

(5) The PCN must include a delineation of wetlands, other special aquatic sites, and other waters, such as lakes and ponds, and perennial, intermittent, and ephemeral streams, on the project site. Wetland delineations must be prepared in accordance with the current method required by the Corps. The permittee may ask the Corps to delineate the special aquatic sites and other waters on the project site, but there may be a delay if the Corps does the delineation, especially if the project site is large or contains many wetlands, other special aquatic sites, and other waters. Furthermore, the 45 day period will not start until the delineation has been submitted to or completed by the Corps, as appropriate;

(6) If the proposed activity will result in the loss of greater than 1/10-acre of wetlands and a PCN is required, the prospective permittee must submit a statement describing how the mitigation requirement will be satisfied, or explaining why the adverse environmental effects are no more than minimal and why compensatory mitigation should not be required. As an alternative, the prospective permittee may submit a conceptual or detailed mitigation plan.

(7) For non-federal permittees, if any listed species or designated critical habitat might be affected or is in the vicinity of the project, or if the project is located in designated critical habitat, for non-Federal applicants the PCN must include the name(s) of those endangered or threatened species that might be affected by the proposed activity or utilize the designated critical habitat that may be affected by the proposed activity. For any NWP activity that requires pre-construction notification, Federal permittees must provide documentation demonstrating compliance with the Endangered Species Act;

(8) For non-federal permittees, if the NWP activity might have the potential to cause effects to a historic property listed on, determined to be eligible for listing on, or potentially eligible for listing on, the National Register of Historic Places, the PCN must state which historic property might have the potential to be affected by the proposed activity or include a vicinity map indicating the location of the historic property. Federal permittees must provide documentation demonstrating compliance with Section 106 of the National Historic Preservation Act.

(9) For an activity that will occur in a component of the National Wild and Scenic River System, or in a river officially designated by Congress as a "study river" for possible inclusion in the system while the river is in an official study status, the PCN must identify the Wild and Scenic River or the "study river" (see general condition 16); and

(10) For an activity that requires permission from the Corps pursuant to 33 U.S.C. 408 because it will alter or temporarily or permanently occupy or use a U.S. Army Corps of Engineers federally authorized civil works project, the pre-construction notification must include a statement confirming that the project proponent has submitted a written request for section 408 permission from the Corps office having jurisdiction over that USACE project.

(c) Form of PCN Notification: The standard individual permit application form (Form ENG 4345) may be used, but the completed application form must clearly indicate that it is an NWP PCN and must include all of the information required in paragraphs (b)(1) through (10) of this general condition. A letter containing the required information may also be used. Applicants may provide electronic files of PCNs and supporting materials if the district engineer has established tools and procedures for electronic submittals.

(d) Agency Coordination: (1) The district engineer will consider any comments from Federal and state agencies concerning the proposed activity's compliance with the terms and conditions of the NWPs and the need for mitigation to reduce the project's adverse environmental effects so that they are no more than minimal.

(2) Agency coordination is required for: (i) all NWP activities that require preconstruction notification and result in the loss of greater than 1/2-acre of waters of the United States; (ii) NWP 21, 29, 39, 40, 42, 43, 44, 50, 51, and 52 activities that require pre-construction notification and will result in the loss of greater than 300 linear feet of stream bed; (iii) NWP 13 activities in excess of 500 linear feet, fills greater than one cubic yard per running foot, or involve discharges of dredged or fill material into special aquatic sites; and (iv) NWP 54 activities in excess of 500 linear feet, or that extend into the waterbody more than 30 feet from the mean low water line or ordinary high water mark.

(3) When agency coordination is required, the district engineer will immediately provide (e.g., via e-mail, facsimile transmission, overnight mail, or other expeditious manner) a copy of the complete PCN to the appropriate Federal or state offices (FWS, state natural

resource or water quality agency, EPA, and, if appropriate, the NMFS). With the exception of NWP 37, these agencies will have 10 calendar days from the date the material is transmitted to notify the district engineer via telephone, facsimile transmission, or e-mail that they intend to provide substantive, site specific comments. The comments must explain why the agency believes the adverse environmental effects will be more than minimal. If so contacted by an agency, the district engineer will wait an additional 15 calendar days before making a decision on the pre-construction notification. The district engineer will fully consider agency comments received within the specified time frame concerning the proposed activity's compliance with the terms and conditions of the NWPs, including the need for mitigation to ensure the net adverse environmental effects of the proposed activity are no more than minimal. The district engineer will provide no response to the resource agency, except as provided below. The district engineer will indicate in the administrative record associated with each pre-construction notification that the resource agencies' concerns were considered. For NWP 37, the emergency watershed protection and rehabilitation activity may proceed immediately in cases where there is an unacceptable hazard to life or a significant loss of property or economic hardship will occur. The district engineer will consider any comments received to decide whether the NWP 37 authorization should be modified, suspended, or revoked in accordance with the procedures at 33 CFR 330.5.

(4) In cases of where the prospective permittee is not a Federal agency, the district engineer will provide a response to NMFS within 30 calendar days of receipt of any Essential Fish Habitat conservation recommendations, as required by Section 305(b)(4)(B) of the Magnuson-Stevens Fishery Conservation and Management Act.

(5) Applicants are encouraged to provide the Corps with either electronic files or multiple copies of PCN notifications to expedite agency coordination.

Further Information

1. District Engineers have authority to determine if an activity complies with the terms and conditions of an NWP.

2. NWPs do not obviate the need to obtain other federal, state, or local permits, approvals, or authorizations required by law.

3. NWPs do not grant any property rights or exclusive privileges.

4. NWPs do not authorize any injury to the property or rights of others.

5. NWPs do not authorize interference with any existing or proposed Federal project (see general condition 31).



July 22, 2019

Mr. John Moss, PE
Bridging Kentucky Area Team Leader
Stantec
10509 Timberwood Circle, Ste. 100
Louisville KY 40223

RE: Geotechnical Exploration
Ballard County, Kentucky
KY-1290 over Cane Creek
Bridge No. 004B00055N

Dear Mr. Moss:

1 INTRODUCTION

The abbreviated geotechnical engineering report for this structure has been completed. The project is a part of the Bridging Kentucky Program. The project is to replace the existing bridge at KY-1290 over Cane Creek in Ballard County, Kentucky.

2 GEOLOGY

The structure is in the Wickliffe-Wyatt Geologic Quadrangle (GQ-1161) in Ballard County, Kentucky. The geologic mapping indicates the soils at this site are of the Quaternary-aged alluvial deposits, which consists primarily of silt, sand, and gravel. Underlying the alluvial deposits is the Claiborne Formation, which consists of sand, silt, clay, and clay breccia. Sand is gray to brown, composed of very fine to very coarse grains, granules and pebbles of quartz, generally loose or friable, but locally contains indurated zones as much as four feet thick composed of coarse, pebbly, iron-oxide-cemented sand. Clayey silt and silty clay, gray to black to brown, commonly mottled pale to dark yellowish-orange in weathered outcrops, thick bedded but locally occurs in very thin beds separated by thin laminae of very fine sand. Clay breccia is composed of light-gray and pale- to dark-yellowish- orange clay gravel in fine to very coarse quartz sand.

Geologic mapping indicates an unconformable concealed fault located approximately 2.5 miles east of the bridge. If the presence of a fault is discovered during construction of the bridge, please contact this office for direction.

3 DRILLING AND SAMPLING

One soil test boring was completed at this location. Soil samples were obtained to a depth of approximately 80.5 feet. Auger refusal was not encountered.

Ballard County
KY-1290 over Cane Creek
Bridge No. 004B00055N

July 22, 2019
Page 2 of 4

The boring “as drilled” latitude and longitude in decimal degrees was surveyed as a part of the Bridging Kentucky Program and are included in Table 1. Table 1 provides a summary of the location, elevation, and depth of the boring drilled for the proposed bridge.

Table 1: Bridge over Cane Creek – Summary of Boring

Hole No.	Latitude	Longitude	Surface Elevation (ft.) MSL	Top of Rock		Refusal / Begin Core		Bottom of Hole	
				Depth (ft.)	Elevation (ft.) MSL	Depth (ft.)	Elevation (ft.) MSL	Depth (ft.)	Elevation (ft.) MSL
B-1	36.993487	-89.029760	391.7	N/A	N/A	N/A	N/A	80.5	311.2

4 GROUNDWATER CONDITIONS

Groundwater was encountered at a depth of 24 feet. To accurately determine the long-term groundwater level, as well as the seasonal and precipitation induced fluctuations of the groundwater level, it is necessary to install piezometers in the boring, and monitor them for an extended length of time. During excavation the groundwater table will produce seepage durations and rates that will vary depending on the recent precipitation and the hydraulic conductivity of the material.

5 LABORATORY TESTING

The laboratory testing indicates that the soil samples at this location were a mixture of silt and clay. USCS classifications indicate that the subsurface material is primarily comprised of CL, CL-ML, and ML. AASHTO classifications indicate that the material is A-4 and A-6 with group indices ranging from 0 to 15.

6 ENGINEERING ANALYSIS AND RECOMMENDATIONS

- 6.1 End Bent and Piers**– Use **12x53, 50-ksi steel friction H-piles**. Pile capacities are shown are on the attached capacity tables. Instructions for using the tables are included on the attachment. Capacities may be linearly interpolated between the five-foot intervals presented in the tables. If the base of pile cap varies from the elevation used for the capacity table’s base of pile cap by more than five feet, contact this office for reevaluation of the capacities.
- 6.2 Pile Testing**– Field verification of pile capacity should be performed using FHWA Modified Gates Formula instead of the formulas provided in the Standard Specifications. The field verification values using the Modified Gates Formula are provided under the Static Analysis Method columns.
- 6.3 Minimum Pile Length**– We recommend that the designer indicate on the plans the minimum pile lengths or tip elevations required to satisfy lateral stability requirements. Since final pile lengths or tip elevations will be adjusted in the field based on field verification of axial capacity, this information will be used during construction to help ensure that adequate pile embedment is obtained, and pile lengths are not based on axial capacity alone.

Ballard County
KY-1290 over Cane Creek
Bridge No. 004B00055N

July 22, 2019
Page 3 of 4

6.4 Settlement at End Bents– A settlement analysis was not required due to the relatively small amount of new fill that will be added.

6.5 Wave Equation Analysis– Drivability analyses were performed for the 12x53 steel friction H-piles at this location. These analyses indicate that a single acting diesel hammer with rated energies of 40.6 foot-kips to 107.1 foot-kips is recommended to adequately drive the 12x53 steel H-piles without encountering excessive blow counts or overstressing the piles. The use of hammers other than single acting diesel may require different energy ranges.

Drivability analyses were performed assuming continuous driving. If interruptions in driving individual piles should occur, difficulties in continuing the installation process will likely occur due to pile “set” characteristics.

6.6 Embankment Stability– Due to the minimal amount of new fill, no embankment stability analyses were deemed necessary.

7 PLAN NOTES

Add the following plan notes as necessary at the appropriate locations in the plans.

7.1 A single acting diesel hammer with rated energies of 40.6 foot-kips to 107.1 foot-kips is recommended to adequately drive the 12x53 steel H-piles without encountering excessive blow counts or overstressing the piles. The use of hammers other than single acting diesel may require different rated energies. The Contractor shall submit the proposed pile driving system to the Department for approval prior to the installation of the first pile. Approval of the pile driving system by the Engineer will be subject to satisfactory field performance of the pile driving procedures.

7.2 Foundation excavations should be properly braced/shored to provide adequate safety to people working in or around the excavations. Bracing should be performed in accordance with applicable federal, state and local guidelines.

7.3 Temporary shoring, sheeting, cofferdams, and/or dewatering methods may be required to facilitate foundation construction. It should be anticipated that groundwater will be encountered at foundation locations with the flood plain.

Ballard County
KY-1290 over Cane Creek
Bridge No. 004B00055N

July 22, 2019
Page 4 of 4

The designer should feel free to contact AEI at 270-651-7220 for further recommendations or if any questions arise pertaining to this project.

Sincerely,

AMERICAN ENGINEERS, INC.



Aaron Anderson, EIT
Geotechnical Engineer



Dennis Mitchell, PE, PMP
Director of Geotechnical Services

Attachments:

- Boring Layout
- Typed Boring Log
- Laboratory Data
- Pile Capacity Table

PLOT DATE: 5/10/2019 1:11:16 PM USER: JACKSON DAUGHERTY
T:\GEOTECH SUPPORT\KYTC\218-158 BRIDGING KY PROGRAM\GEOTECH\ROUND 1 BRIDGES\REPORTS\BALLARD 004B00055N\BALLARD REPORT\BALLARD COUNTY - 004B00055N.DGN



LEGEND

⊙ SOIL BORING WITH STANDARD PENETRATION TESTS



GRAPHIC SCALE:		BRIDGING KENTUCKY	
NTS			
DATE:	05/10/2019	BRIDGE:	004B00055N
DRAWN BY:	AA	CKD. BY:	JD
AEI JOB NO.:	218-158	SHEET:	KY-1290 OVER CANE CREEK BALLARD COUNTY, KY
FILE NAME:			
		PAGE NO.	-
		FIG. NO.	-

Project ID: <u>004B00055N</u>		<u>Ballard - KY-1290</u>			Project Type: <u>Structure County Bridge</u>			
Item Number: <u>1-10020</u>		<u>Cane Creek</u>			Project Manager: <u>Dennis Mitchell</u>			
Hole Number <u>B-1</u>		Immediate Water Depth <u>24.0 (05/06/19)</u>		Start Date <u>05/06/2019</u>		Hole Type <u>sample</u>		
Surface Elevation <u>391.7'</u>		Static Water Depth <u>NA</u>		End Date <u>05/06/2019</u>		Rig_Number <u> </u>		
Total Depth <u>80.5'</u>		Driller <u>Adam Cash</u>		Latitude(83) <u>36.993487</u>				
Location <u>+ 'Lt.</u>				Longitude(83) <u>-89.029760</u>				
Lithology		Overburden	Sample No.	Depth (ft)	Rec. (ft)	SPT Blows	Sample Type	Remarks
Elevation	Depth	Description Rock Core	Std/Ky RQD	Run (ft)	Rec (ft)	Rec (%)	SDI (JS)	
391.4	0.3	Blacktop.						
391.1	0.6	DGA.						
5		Soft to stiff, brown to gray, moist to wet, sandy lean clay (CL, A-4 (4)).	1	1.0-2.5	1.3	4-4-5	SPT	5
			2	4.0-5.5	1.4	4-2-1	SPT	
10			3	9.0-10.5	0.0	3-3-5	SPT	10
377.7	14.0							
15		Soft to medium stiff, gray to black, moist, fat clay (CH).	4	14.0-15.5	1.5	1-4-3	SPT	15
20			5	19.0-20.5	1.5	0-0-3	SPT	20
25			6	24.0-25.5	1.5	0-2-2	SPT	25
30			7	29.0-30.5	1.5	0-2-2	SPT	30
357.7	34.0							
35		Medium stiff to very stiff, gray to black, moist, silty clay (CL-ML, A-4 (4)).	8	34.0-35.5	1.5	0-3-0	SPT	35
40			9	39.0-40.5	1.5	5-13-12	SPT	40
45			10	44.0-45.5	1.5	2-5-15	SPT	45
50			11	49.0-50.5	1.5	2-6-10	SPT	50

Project ID: <u>004B00055N</u>		<u>Ballard - KY-1290</u>			Project Type: <u>Structure County Bridge</u>				
Item Number: <u>1-10020</u>		<u>Cane Creek</u>			Project Manager: <u>Dennis Mitchell</u>				
Hole Number <u>B-1</u>		Immediate Water Depth <u>24.0 (05/06/19)</u>		Start Date <u>05/06/2019</u>		Hole Type <u>sample</u>			
Surface Elevation <u>391.7'</u>		Static Water Depth <u>NA</u>		End Date <u>05/06/2019</u>		Rig_Number <u> </u>			
Total Depth <u>80.5'</u>		Driller <u>Adam Cash</u>		Latitude(83) <u>36.993487</u>					
Location <u>+ 'Lt.</u>				Longitude(83) <u>-89.029760</u>					
Lithology		Overburden	Sample No.	Depth (ft)	Rec. (ft)	SPT Blows	Sample Type	Remarks	
Elevation	Depth	Description Rock Core	Std/Ky RQD	Run (ft)	Rec (ft)	Rec (%)	SDI (JS)		
55		Medium stiff to very stiff, gray to black, moist, silty clay (CL-ML, A-4 (4)).						55	
			12	54.0-55.5	1.5	2-6-9	SPT		
332.7	59.0								
60		Stiff to very stiff, gray, moist, lean clay (CL, A-6 (15)).	13	59.0-60.5	1.5	6-8-11	SPT	60	
65			14	64.0-65.5	1.2	0-5-6	SPT	65	
70			15	69.0-70.5	1.4	6-7-8	SPT	70	
75			16	74.0-75.5	0.7	2-6-10	SPT	75	
80	311.2	80.5	Hard, light brown, wet, sandy silt (ML, A-4 (0)).	17	79.0-80.5	0.7	25-30-50/0.50'	SPT	80
85		(Bottom of Hole 80.5') (No Refusal)						85	
90								90	
95								95	
100								100	

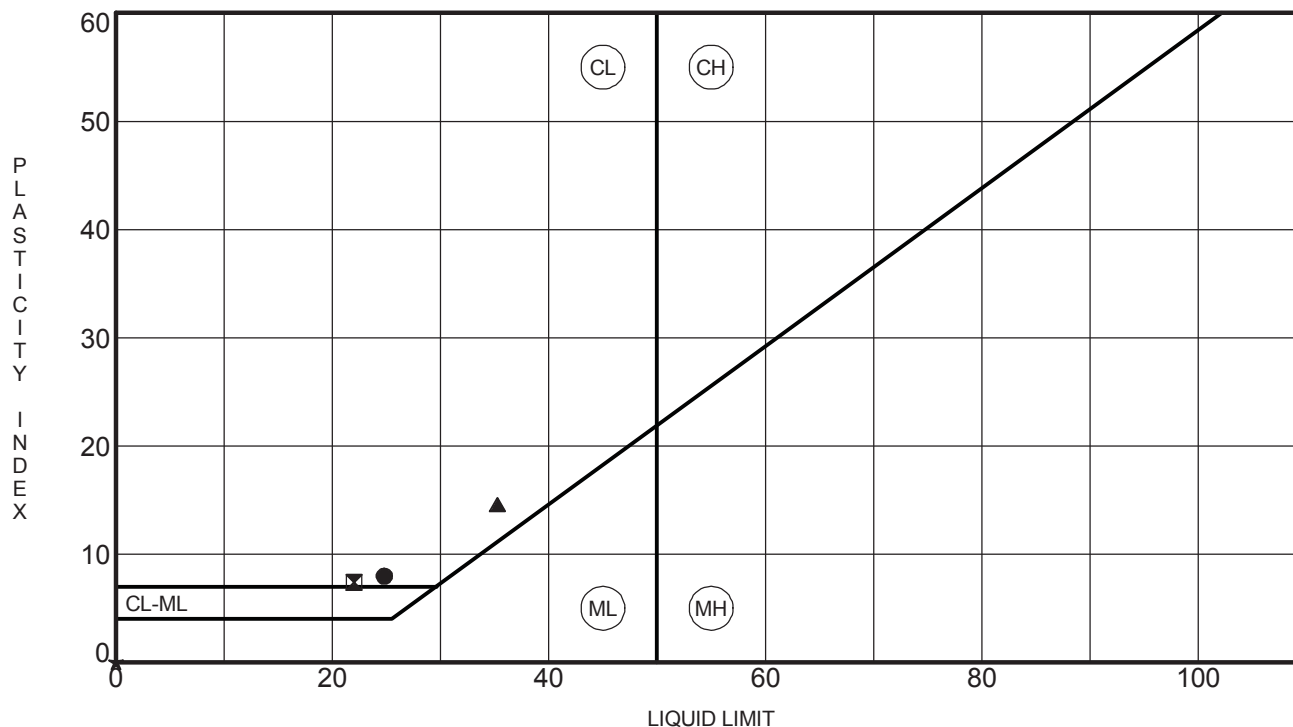
Project ID: 004B00055N
Location: Ballard
Item No: 1-10020

Hole	Sample Type	Depth	Liquid Limit	Plastic Limit	PI	D50	%<#200 Sieve	AASHTO	Classification	Water Content (%)	Dry Density (pcf)	CBR
B-1	SPT	1								15.3		
B-1	SPT	4	25	17	8	0.020	74	A-4 (4)	CL	20.3		
B-1	SPT	9								29.3		
B-1	SPT	14								37.6		
B-1	SPT	19								41.2		
B-1	SPT	24								33.8		
B-1	SPT	29								23.1		
B-1	SPT	34								21.2		
B-1	SPT	39	22	15	7	0.012	87	A-4 (4)	CL-ML	22.5		
B-1	SPT	44								22.3		
B-1	SPT	49								23.8		
B-1	SPT	54								23.5		
B-1	SPT	59	35	21	14	0.006	100	A-6 (15)	CL	25.4		
B-1	SPT	64								24.4		
B-1	SPT	69								26.3		
B-1	SPT	74	0	0	0	0.037	61	A-4 (0)	ML	23.8		
B-1	SPT	79										

Total Jars: 0
Total SPT: 0
Total ST: 0
Total Cut Bags: 0
Total Fill Bags: 0

ATTERBERG LIMITS' RESULTS Page 1 of 1

Project Type: **Structure County Bridge**
Project Manager: ***Dennis Mitchell***

[illegible]

County: Ballard

Location: KY-1290 over Cane Creek

Bridge No. 004B00055N

LRFD Pile Capacities (For Friction Piles)
12X53 H-Piles @ End Bents

Base of Pile Cap Assumed		Static Analysis Method										Uplift	
to be at approximate elevation finish grade elevation		Groundwater El.		φRn for Design: Total		Field Verification		φRn for Design: Total		Field Verification			
374.4 base of pile cap		372.7		Factored Geotechnical		Values: FHWA		Factored		Geotechnical Uplift			
Depth Below Pile Cap	Approximate Elevation (ft)	Nominal Side		Nominal End Bearing		Axial Resistance Static		Formula Calculated		Resistance Static			
		kips	tons	kips	tons	kips	tons	kips	tons	kips	tons		
0	374.4	0.0	0.0	5.6	2.8	2.0	1.0	4.9	2.5	0.0	0.0		
10	364.4	12.5	6.3	16.9	8.5	10.3	5.1	25.7	12.9	3.1	1.6		
15	359.4	42.5	21.3	22.5	11.3	22.8	11.4	56.9	28.4	10.6	5.3		
20	354.4	77.6	38.8	22.5	11.3	35.0	17.5	87.6	43.8	19.4	9.7		
25	349.4	112.6	56.3	22.5	11.3	47.3	23.6	118.2	59.1	28.2	14.1		
30	344.4	147.7	73.9	22.5	11.3	59.6	29.8	148.9	74.5	36.9	18.5		
35	339.4	182.7	91.4	22.5	11.3	71.8	35.9	179.6	89.8	45.7	22.8		
40	334.4	217.8	108.9	22.5	11.3	84.1	42.1	210.3	105.1	54.5	27.2		
45	329.4	252.8	126.4	22.5	11.3	96.4	48.2	240.9	120.4	63.2	31.6		
50	324.4	287.9	144.0	22.5	11.3	108.6	54.3	271.6	135.8	72.0	36.0		
55	319.4	322.9	161.5	22.5	11.3	123.1	61.6	307.9	153.9	80.7	40.4		
60	314.4	358.0	179.0	22.5	11.3	138.9	69.5	347.3	173.7	93.0	46.5		

All Capacities are for a single pile.

Factors	Static Analysis Method	Modified Gates Method	Side Resistance in Scourable Layers	Side Friction in Embankment	End Bearing in Embankment
Axial Capacity	0.35	0.4	0	0	0
Skin Friction and End Bearing in Clays, α method, Tomlinson	0.45	0.4			
Skin Friction and End Bearing in Sands, Nordlund					
Uplift Resistance					
Clays, α method, Tomlinson	0.25				
Sands, Nordlund	0.35				

MATERIAL SUMMARY

CONTRACT ID: 215196

121GR21D196 - STP BRZ

BR00412901900

KY 1290 ADDRESS DEFICIENCIES OF BRIDGE ON KY-1290 OVER CANE CREEK 004B00055N. BRIDGE REPLACEMENT, A DISTANCE OF .01 MILES.

Project Line No	Bid Code	DESCRIPTION	Quantity	Unit
0005	01987	DELINEATOR FOR GUARDRAIL BI DIRECTIONAL WHITE	4.00	EACH
0010	02223	GRANULAR EMBANKMENT	203.00	CUYD
0015	02351	GUARDRAIL-STEEL W BEAM-S FACE	162.50	LF
0020	02371	GUARDRAIL END TREATMENT TYPE 7	4.00	EACH
0025	02399	EXTRA LENGTH GUARDRAIL POST	42.00	EACH
0030	02545	CLEARING AND GRUBBING - less than 1 acre	1.00	LS
0035	02650	MAINTAIN & CONTROL TRAFFIC	1.00	LS
0040	02671	PORTABLE CHANGEABLE MESSAGE SIGN	2.00	EACH
0045	02726	STAKING	1.00	LS
0050	02731	REMOVE STRUCTURE	1.00	LS
0055	03299	ARMORED EDGE FOR CONCRETE	47.00	LF
0060	03304	BRIDGE OVERLAY APPROACH PAVEMENT	340.00	SQYD
0065	08003	FOUNDATION PREPARATION	1.00	LS
0070	08019	CYCLOPEAN STONE RIP RAP	350.00	TON
0075	08033	TEST PILES	40.00	LF
0080	08046	PILES-STEEL HP12X53	1,600.00	LF
0085	08094	PILE POINTS-12 IN	40.00	EACH
0090	08100	CONCRETE-CLASS A	231.00	CUYD
0095	08104	CONCRETE-CLASS AA	16.00	CUYD
0100	08151	STEEL REINFORCEMENT-EPOXY COATED	18,490.00	LB
0105	08663	PRECAST PC BOX BEAM CB21-48	250.00	LF
0110	16000	G DIRECTIONAL BORE	140.00	LF
0115	16025	G PIPE STEEL 04 INCH	155.00	LF
0120	16079	G TIE-IN STEEL 04 INCH	2.00	EACH
0125	20194ED	REMOVE & RESET TRAFFIC SIGN	1.00	EACH
0130	21373ND	REMOVE SIGN	2.00	EACH
0135	21415ND	EROSION CONTROL	1.00	LS
0140	21476ED	SNOW FENCE	750.00	LF
0145	23378EC	CONCRETE SEALING	3,200.00	SQFT
0150	25017ED	RAIL SYSTEM SIDE MOUNTED MGS	100.00	LF
0155	02569	DEMOBILIZATION	1.00	LS

MATERIAL SUMMARY

CONTRACT ID: 215196

121GR21D196 - STP BRZ

BR07918241900

KY 1824 ADDRESS DEFICIENCIES OF KY 1824 BRIDGE OVER FORK OF PEGGY ANN CREEK 079B00029N. BRIDGE SUPERSTRUCTURE REHAB, A DISTANCE OF .02 MILES.

Project Line No	Bid Code	DESCRIPTION	Quantity	Unit
0160	01987	DELINEATOR FOR GUARDRAIL BI DIRECTIONAL WHITE	24.00	EACH
0165	02223	GRANULAR EMBANKMENT	28.00	CUYD
0170	25078ED	THRIE BEAM GUARDRAIL TRANSITION TL-3	4.00	EACH
0175	02399	EXTRA LENGTH GUARDRAIL POST	32.00	EACH
0180	02671	PORTABLE CHANGEABLE MESSAGE SIGN	4.00	EACH
0185	02726	STAKING	1.00	LS
0190	03299	ARMORED EDGE FOR CONCRETE	48.00	LF
0195	03304	BRIDGE OVERLAY APPROACH PAVEMENT	114.40	SQYD
0200	08003	FOUNDATION PREPARATION	1.00	LS
0205	08019	CYCLOPEAN STONE RIP RAP	157.00	TON
0210	08100	CONCRETE-CLASS A	5.90	CUYD
0215	08104	CONCRETE-CLASS AA	17.30	CUYD
0220	08151	STEEL REINFORCEMENT-EPOXY COATED	2,839.00	LB
0225	08301	REMOVE SUPERSTRUCTURE	1.00	LS
0230	08662	PRECAST PC BOX BEAM CB17-48	255.00	LF
0235	21415ND	EROSION CONTROL	1.00	LS
0240	25028ED	RAIL SYSTEM SINGLE SLOPE - 40 IN	85.00	LF
0245	21741NC	MAINTAIN & CONTROL TRAFFIC	1.00	EACH
0250	22146EN	CONCRETE PATCHING REPAIR	85.00	SQFT
0255	23378EC	CONCRETE SEALING	2,040.00	SQFT
0260	24982EC	CONCRETE COATING - For estimated 380 S.F.	1.00	LS
0265	02569	DEMOBILIZATION	1.00	LS

PART II

SPECIFICATIONS AND STANDARD DRAWINGS

SPECIFICATIONS REFERENCE

Any reference in the plans or proposal to previous editions of the *Standard Specifications for Road and Bridge Construction* and *Standard Drawings* are superseded by *Standard Specifications for Road and Bridge Construction, Edition of 2019* and *Standard Drawings, Edition of 2020*.

SUPPLEMENTAL SPECIFICATIONS

The contractor shall use the Supplemental Specifications that are effective at the time of letting.
The Supplemental Specifications can be found at the following link:

<http://transportation.ky.gov/Construction/Pages/Kentucky-Standard-Specifications.aspx>

SPECIAL NOTE FOR PORTABLE CHANGEABLE MESSAGE SIGNS

This Special Note will apply when indicated on the plans or in the proposal.

1.0 DESCRIPTION. Furnish, install, operate, and maintain variable message signs at the locations shown on the plans or designated by the Engineer. Remove and retain possession of variable message signs when they are no longer needed on the project.

2.0 MATERIALS.

2.1 General. Use LED Variable Message Signs Class I, II, or III, as appropriate, from the Department's List of Approved Materials.

Unclassified signs may be submitted for approval by the Engineer. The Engineer may require a daytime and nighttime demonstration. The Engineer will make a final decision within 30 days after all required information is received.

2.2 Sign and Controls. All signs must:

- 1) Provide 3-line messages with each line being 8 characters long and at least 18 inches tall. Each character comprises 35 pixels.
- 2) Provide at least 40 preprogrammed messages available for use at any time. Provide for quick and easy change of the displayed message; editing of the message; and additions of new messages.
- 3) Provide a controller consisting of:
 - a) Keyboard or keypad.
 - b) Readout that mimics the actual sign display. (When LCD or LCD type readout is used, include backlighting and heating or otherwise arrange for viewing in cold temperatures.)
 - c) Non-volatile memory or suitable memory with battery backup for storing pre-programmed messages.
 - d) Logic circuitry to control the sequence of messages and flash rate.
- 4) Provide a serial interface that is capable of supporting complete remote control ability through land line and cellular telephone operation. Include communication software capable of immediately updating the message, providing complete sign status, and allowing message library queries and updates.
- 5) Allow a single person easily to raise the sign to a satisfactory height above the pavement during use, and lower the sign during travel.
- 6) Be Highway Orange on all exterior surfaces of the trailer, supports, and controller cabinet.
- 7) Provide operation in ambient temperatures from -30 to + 120 degrees Fahrenheit during snow, rain and other inclement weather.
- 8) Provide the driver board as part of a module. All modules are interchangeable, and have plug and socket arrangements for disconnection and reconnection. Printed circuit boards associated with driver boards have a conformable coating to protect against moisture.
- 9) Provide a sign case sealed against rain, snow, dust, insects, etc. The lens is UV stabilized clear plastic (polycarbonate, acrylic, or other approved material) angled to prevent glare.
- 10) Provide a flat black UV protected coating on the sign hardware, character PCB, and appropriate lens areas.
- 11) Provide a photocell control to provide automatic dimming.

11

- 12) Allow an on-off flashing sequence at an adjustable rate.
- 13) Provide a sight to aim the message.
- 14) Provide a LED display color of approximately 590 nm amber.
- 15) Provide a controller that is password protected.
- 16) Provide a security device that prevents unauthorized individuals from accessing the controller.
- 17) Provide the following 3-line messages preprogrammed and available for use when the sign unit begins operation:

/KEEP/RIGHT/⇒⇒⇒/	/MIN/SPEED/**MPH/
/KEEP/LEFT/⇐⇐⇐/	/ICY/BRIDGE/AHEAD/ /ONE
/LOOSE/GRAVEL/AHEAD/	LANE/BRIDGE/AHEAD/
/RD WORK/NEXT/**MILES/	/ROUGH/ROAD/AHEAD/
/TWO WAY/TRAFFIC/AHEAD/	/MERGING/TRAFFIC/AHEAD/
/PAINT/CREW/AHEAD/	/NEXT/**/MILES/
/REDUCE/SPEED/**MPH/	/HEAVY/TRAFFIC/AHEAD/
/BRIDGE/WORK/**0 FT/	/SPEED/LIMIT/**MPH/
/MAX/SPEED/**MPH/	/BUMP/AHEAD/
/SURVEY/PARTY/AHEAD/	/TWO/WAY/TRAFFIC/

*Insert numerals as directed by the Engineer.

Add other messages during the project when required by the Engineer.

2.3 Power.

- 1) Design solar panels to yield 10 percent or greater additional charge than sign consumption. Provide direct wiring for operation of the sign or arrow board from an external power source to provide energy backup for 21 days without sunlight and an on-board system charger with the ability to recharge completely discharged batteries in 24 hours.

3.0 CONSTRUCTION. Furnish and operate the variable message signs as designated on the plans or by the Engineer. Ensure the bottom of the message panel is a minimum of 7 feet above the roadway in urban areas and 5 feet above in rural areas when operating. Use Class I, II, or III signs on roads with a speed limit less than 55 mph. Use Class I or II signs on roads with speed limits 55 mph or greater.

Maintain the sign in proper working order, including repair of any damage done by others, until completion of the project. When the sign becomes inoperative, immediately repair or replace the sign. Repetitive problems with the same unit will be cause for rejection and replacement.

Use only project related messages and messages directed by the Engineer, unnecessary messages lessen the impact of the sign. Ensure the message is displayed in either one or 2 phases with each phase having no more than 3 lines of text. When no message is needed, but it is necessary to know if the sign is operable, flash only a pixel.

When the sign is not needed, move it outside the clear zone or where the Engineer directs. Variable Message Signs are the property of the Contractor and shall be removed from the project when no longer needed. The Department will not assume ownership of these signs.

4.0 MEASUREMENT. The final quantity of Variable Message Sign will be

11
the actual number of individual signs acceptably furnished and operated during the project. The Department will not measure signs replaced due to damage or rejection.

5.0 PAYMENT. The Department will pay for the Variable Message Signs at the unit price each. The Department will not pay for signs replaced due to damage or rejection. Payment is full compensation for furnishing all materials, labor, equipment, and service necessary to, operate, move, repair, and maintain or replace the variable message signs. The Department will make payment for the completed and accepted quantities under the following:

<u>Code</u>	<u>Pay Item</u>	<u>Pay Unit</u>
02671	Portable Changeable Message Sign	Each

Effective June 15, 2012

PART III

EMPLOYMENT, WAGE AND RECORD REQUIREMENTS

FHWA-1273 -- Revised May 1, 2012

REQUIRED CONTRACT PROVISIONS FEDERAL-AID CONSTRUCTION CONTRACTS

- I. General
- II. Nondiscrimination
- III. Nonsegregated Facilities
- IV. Davis-Bacon and Related Act Provisions
- V. Contract Work Hours and Safety Standards Act Provisions
- VI. Subletting or Assigning the Contract
- VII. Safety: Accident Prevention
- VIII. False Statements Concerning Highway Projects
- IX. Implementation of Clean Air Act and Federal Water Pollution Control Act
- X. Compliance with Governmentwide Suspension and Debarment Requirements
- XI. Certification Regarding Use of Contract Funds for Lobbying

ATTACHMENTS

A. Employment and Materials Preference for Appalachian Development Highway System or Appalachian Local Access Road Contracts (included in Appalachian contracts only)

I. GENERAL

1. Form FHWA-1273 must be physically incorporated in each construction contract funded under Title 23 (excluding emergency contracts solely intended for debris removal). The contractor (or subcontractor) must insert this form in each subcontract and further require its inclusion in all lower tier subcontracts (excluding purchase orders, rental agreements and other agreements for supplies or services).

The applicable requirements of Form FHWA-1273 are incorporated by reference for work done under any purchase order, rental agreement or agreement for other services. The prime contractor shall be responsible for compliance by any subcontractor, lower-tier subcontractor or service provider.

Form FHWA-1273 must be included in all Federal-aid design-build contracts, in all subcontracts and in lower tier subcontracts (excluding subcontracts for design services, purchase orders, rental agreements and other agreements for supplies or services). The design-builder shall be responsible for compliance by any subcontractor, lower-tier subcontractor or service provider.

Contracting agencies may reference Form FHWA-1273 in bid proposal or request for proposal documents, however, the Form FHWA-1273 must be physically incorporated (not referenced) in all contracts, subcontracts and lower-tier subcontracts (excluding purchase orders, rental agreements and other agreements for supplies or services related to a construction contract).

2. Subject to the applicability criteria noted in the following sections, these contract provisions shall apply to all work performed on the contract by the contractor's own organization and with the assistance of workers under the contractor's immediate superintendence and to all work performed on the contract by piecework, station work, or by subcontract.

3. A breach of any of the stipulations contained in these Required Contract Provisions may be sufficient grounds for withholding of progress payments, withholding of final payment, termination of the contract, suspension / debarment or any other action determined to be appropriate by the contracting agency and FHWA.

4. Selection of Labor: During the performance of this contract, the contractor shall not use convict labor for any purpose within the limits of a construction project on a Federal-aid highway unless it is labor performed by convicts who are on parole, supervised release, or probation. The term Federal-aid highway does not include roadways functionally classified as local roads or rural minor collectors.

II. NONDISCRIMINATION

The provisions of this section related to 23 CFR Part 230 are applicable to all Federal-aid construction contracts and to all related construction subcontracts of \$10,000 or more. The provisions of 23 CFR Part 230 are not applicable to material supply, engineering, or architectural service contracts.

In addition, the contractor and all subcontractors must comply with the following policies: Executive Order 11246, 41 CFR 60, 29 CFR 1625-1627, Title 23 USC Section 140, the Rehabilitation Act of 1973, as amended (29 USC 794), Title VI of the Civil Rights Act of 1964, as amended, and related regulations including 49 CFR Parts 21, 26 and 27; and 23 CFR Parts 200, 230, and 633.

The contractor and all subcontractors must comply with: the requirements of the Equal Opportunity Clause in 41 CFR 60-1.4(b) and, for all construction contracts exceeding \$10,000, the Standard Federal Equal Employment Opportunity Construction Contract Specifications in 41 CFR 60-4.3.

Note: The U.S. Department of Labor has exclusive authority to determine compliance with Executive Order 11246 and the policies of the Secretary of Labor including 41 CFR 60, and 29 CFR 1625-1627. The contracting agency and the FHWA have the authority and the responsibility to ensure compliance with Title 23 USC Section 140, the Rehabilitation Act of 1973, as amended (29 USC 794), and Title VI of the Civil Rights Act of 1964, as amended, and related regulations including 49 CFR Parts 21, 26 and 27; and 23 CFR Parts 200, 230, and 633.

The following provision is adopted from 23 CFR 230, Appendix A, with appropriate revisions to conform to the U.S. Department of Labor (US DOL) and FHWA requirements.

1. Equal Employment Opportunity: Equal employment opportunity (EEO) requirements not to discriminate and to take affirmative action to assure equal opportunity as set forth under laws, executive orders, rules, regulations (28 CFR 35, 29 CFR 1630, 29 CFR 1625-1627, 41 CFR 60 and 49 CFR 27) and orders of the Secretary of Labor as modified by the provisions prescribed herein, and imposed pursuant to 23 U.S.C. 140 shall constitute the EEO and specific affirmative action standards for the contractor's project activities under

this contract. The provisions of the Americans with Disabilities Act of 1990 (42 U.S.C. 12101 et seq.) set forth under 28 CFR 35 and 29 CFR 1630 are incorporated by reference in this contract. In the execution of this contract, the contractor agrees to comply with the following minimum specific requirement activities of EEO:

a. The contractor will work with the contracting agency and the Federal Government to ensure that it has made every good faith effort to provide equal opportunity with respect to all of its terms and conditions of employment and in their review of activities under the contract.

b. The contractor will accept as its operating policy the following statement:

"It is the policy of this Company to assure that applicants are employed, and that employees are treated during employment, without regard to their race, religion, sex, color, national origin, age or disability. Such action shall include: employment, upgrading, demotion, or transfer; recruitment or recruitment advertising; layoff or termination; rates of pay or other forms of compensation; and selection for training, including apprenticeship, pre-apprenticeship, and/or on-the-job training."

2. EEO Officer: The contractor will designate and make known to the contracting officers an EEO Officer who will have the responsibility for and must be capable of effectively administering and promoting an active EEO program and who must be assigned adequate authority and responsibility to do so.

3. Dissemination of Policy: All members of the contractor's staff who are authorized to hire, supervise, promote, and discharge employees, or who recommend such action, or who are substantially involved in such action, will be made fully cognizant of, and will implement, the contractor's EEO policy and contractual responsibilities to provide EEO in each grade and classification of employment. To ensure that the above agreement will be met, the following actions will be taken as a minimum:

a. Periodic meetings of supervisory and personnel office employees will be conducted before the start of work and then not less often than once every six months, at which time the contractor's EEO policy and its implementation will be reviewed and explained. The meetings will be conducted by the EEO Officer.

b. All new supervisory or personnel office employees will be given a thorough indoctrination by the EEO Officer, covering all major aspects of the contractor's EEO obligations within thirty days following their reporting for duty with the contractor.

c. All personnel who are engaged in direct recruitment for the project will be instructed by the EEO Officer in the contractor's procedures for locating and hiring minorities and women.

d. Notices and posters setting forth the contractor's EEO policy will be placed in areas readily accessible to employees, applicants for employment and potential employees.

e. The contractor's EEO policy and the procedures to implement such policy will be brought to the attention of employees by means of meetings, employee handbooks, or other appropriate means.

4. Recruitment: When advertising for employees, the contractor will include in all advertisements for employees the notation: "An Equal Opportunity Employer." All such advertisements will be placed in publications having a large circulation among minorities and women in the area from which the project work force would normally be derived.

a. The contractor will, unless precluded by a valid bargaining agreement, conduct systematic and direct recruitment through public and private employee referral sources likely to yield qualified minorities and women. To meet this requirement, the contractor will identify sources of potential minority group employees, and establish with such identified sources procedures whereby minority and women applicants may be referred to the contractor for employment consideration.

b. In the event the contractor has a valid bargaining agreement providing for exclusive hiring hall referrals, the contractor is expected to observe the provisions of that agreement to the extent that the system meets the contractor's compliance with EEO contract provisions. Where implementation of such an agreement has the effect of discriminating against minorities or women, or obligates the contractor to do the same, such implementation violates Federal nondiscrimination provisions.

c. The contractor will encourage its present employees to refer minorities and women as applicants for employment. Information and procedures with regard to referring such applicants will be discussed with employees.

5. Personnel Actions: Wages, working conditions, and employee benefits shall be established and administered, and personnel actions of every type, including hiring, upgrading, promotion, transfer, demotion, layoff, and termination, shall be taken without regard to race, color, religion, sex, national origin, age or disability. The following procedures shall be followed:

a. The contractor will conduct periodic inspections of project sites to insure that working conditions and employee facilities do not indicate discriminatory treatment of project site personnel.

b. The contractor will periodically evaluate the spread of wages paid within each classification to determine any evidence of discriminatory wage practices.

c. The contractor will periodically review selected personnel actions in depth to determine whether there is evidence of discrimination. Where evidence is found, the contractor will promptly take corrective action. If the review indicates that the discrimination may extend beyond the actions reviewed, such corrective action shall include all affected persons.

d. The contractor will promptly investigate all complaints of alleged discrimination made to the contractor in connection with its obligations under this contract, will attempt to resolve such complaints, and will take appropriate corrective action within a reasonable time. If the investigation indicates that the discrimination may affect persons other than the complainant, such corrective action shall include such other persons. Upon completion of each investigation, the contractor will inform every complainant of all of their avenues of appeal.

6. Training and Promotion:

a. The contractor will assist in locating, qualifying, and increasing the skills of minorities and women who are

applicants for employment or current employees. Such efforts should be aimed at developing full journey level status employees in the type of trade or job classification involved.

b. Consistent with the contractor's work force requirements and as permissible under Federal and State regulations, the contractor shall make full use of training programs, i.e., apprenticeship, and on-the-job training programs for the geographical area of contract performance. In the event a special provision for training is provided under this contract, this subparagraph will be superseded as indicated in the special provision. The contracting agency may reserve training positions for persons who receive welfare assistance in accordance with 23 U.S.C. 140(a).

c. The contractor will advise employees and applicants for employment of available training programs and entrance requirements for each.

d. The contractor will periodically review the training and promotion potential of employees who are minorities and women and will encourage eligible employees to apply for such training and promotion.

7. Unions: If the contractor relies in whole or in part upon unions as a source of employees, the contractor will use good faith efforts to obtain the cooperation of such unions to increase opportunities for minorities and women. Actions by the contractor, either directly or through a contractor's association acting as agent, will include the procedures set forth below:

a. The contractor will use good faith efforts to develop, in cooperation with the unions, joint training programs aimed toward qualifying more minorities and women for membership in the unions and increasing the skills of minorities and women so that they may qualify for higher paying employment.

b. The contractor will use good faith efforts to incorporate an EEO clause into each union agreement to the end that such union will be contractually bound to refer applicants without regard to their race, color, religion, sex, national origin, age or disability.

c. The contractor is to obtain information as to the referral practices and policies of the labor union except that to the extent such information is within the exclusive possession of the labor union and such labor union refuses to furnish such information to the contractor, the contractor shall so certify to the contracting agency and shall set forth what efforts have been made to obtain such information.

d. In the event the union is unable to provide the contractor with a reasonable flow of referrals within the time limit set forth in the collective bargaining agreement, the contractor will, through independent recruitment efforts, fill the employment vacancies without regard to race, color, religion, sex, national origin, age or disability; making full efforts to obtain qualified and/or qualifiable minorities and women. The failure of a union to provide sufficient referrals (even though it is obligated to provide exclusive referrals under the terms of a collective bargaining agreement) does not relieve the contractor from the requirements of this paragraph. In the event the union referral practice prevents the contractor from meeting the obligations pursuant to Executive Order 11246, as amended, and these special provisions, such contractor shall immediately notify the contracting agency.

8. Reasonable Accommodation for Applicants / Employees with Disabilities: The contractor must be familiar

with the requirements for and comply with the Americans with Disabilities Act and all rules and regulations established there under. Employers must provide reasonable accommodation in all employment activities unless to do so would cause an undue hardship.

9. Selection of Subcontractors, Procurement of Materials and Leasing of Equipment: The contractor shall not discriminate on the grounds of race, color, religion, sex, national origin, age or disability in the selection and retention of subcontractors, including procurement of materials and leases of equipment. The contractor shall take all necessary and reasonable steps to ensure nondiscrimination in the administration of this contract.

a. The contractor shall notify all potential subcontractors and suppliers and lessors of their EEO obligations under this contract.

b. The contractor will use good faith efforts to ensure subcontractor compliance with their EEO obligations.

10. Assurance Required by 49 CFR 26.13(b):

a. The requirements of 49 CFR Part 26 and the State DOT's U.S. DOT-approved DBE program are incorporated by reference.

b. The contractor or subcontractor shall not discriminate on the basis of race, color, national origin, or sex in the performance of this contract. The contractor shall carry out applicable requirements of 49 CFR Part 26 in the award and administration of DOT-assisted contracts. Failure by the contractor to carry out these requirements is a material breach of this contract, which may result in the termination of this contract or such other remedy as the contracting agency deems appropriate.

11. Records and Reports: The contractor shall keep such records as necessary to document compliance with the EEO requirements. Such records shall be retained for a period of three years following the date of the final payment to the contractor for all contract work and shall be available at reasonable times and places for inspection by authorized representatives of the contracting agency and the FHWA.

a. The records kept by the contractor shall document the following:

(1) The number and work hours of minority and non-minority group members and women employed in each work classification on the project;

(2) The progress and efforts being made in cooperation with unions, when applicable, to increase employment opportunities for minorities and women; and

(3) The progress and efforts being made in locating, hiring, training, qualifying, and upgrading minorities and women;

b. The contractors and subcontractors will submit an annual report to the contracting agency each July for the duration of the project, indicating the number of minority, women, and non-minority group employees currently engaged in each work classification required by the contract work. This information is to be reported on [Form FHWA-1391](#). The staffing data should represent the project work force on board in all or any part of the last payroll period preceding the end of July. If on-the-job training is being required by special provision, the contractor

will be required to collect and report training data. The employment data should reflect the work force on board during all or any part of the last payroll period preceding the end of July.

III. NONSEGREGATED FACILITIES

This provision is applicable to all Federal-aid construction contracts and to all related construction subcontracts of \$10,000 or more.

The contractor must ensure that facilities provided for employees are provided in such a manner that segregation on the basis of race, color, religion, sex, or national origin cannot result. The contractor may neither require such segregated use by written or oral policies nor tolerate such use by employee custom. The contractor's obligation extends further to ensure that its employees are not assigned to perform their services at any location, under the contractor's control, where the facilities are segregated. The term "facilities" includes waiting rooms, work areas, restaurants and other eating areas, time clocks, restrooms, washrooms, locker rooms, and other storage or dressing areas, parking lots, drinking fountains, recreation or entertainment areas, transportation, and housing provided for employees. The contractor shall provide separate or single-user restrooms and necessary dressing or sleeping areas to assure privacy between sexes.

IV. DAVIS-BACON AND RELATED ACT PROVISIONS

This section is applicable to all Federal-aid construction projects exceeding \$2,000 and to all related subcontracts and lower-tier subcontracts (regardless of subcontract size). The requirements apply to all projects located within the right-of-way of a roadway that is functionally classified as Federal-aid highway. This excludes roadways functionally classified as local roads or rural minor collectors, which are exempt. Contracting agencies may elect to apply these requirements to other projects.

The following provisions are from the U.S. Department of Labor regulations in 29 CFR 5.5 "Contract provisions and related matters" with minor revisions to conform to the FHWA-1273 format and FHWA program requirements.

1. Minimum wages

a. All laborers and mechanics employed or working upon the site of the work, will be paid unconditionally and not less often than once a week, and without subsequent deduction or rebate on any account (except such payroll deductions as are permitted by regulations issued by the Secretary of Labor under the Copeland Act (29 CFR part 3)), the full amount of wages and bona fide fringe benefits (or cash equivalents thereof) due at time of payment computed at rates not less than those contained in the wage determination of the Secretary of Labor which is attached hereto and made a part hereof, regardless of any contractual relationship which may be alleged to exist between the contractor and such laborers and mechanics.

Contributions made or costs reasonably anticipated for bona fide fringe benefits under section 1(b)(2) of the Davis-Bacon Act on behalf of laborers or mechanics are considered wages paid to such laborers or mechanics, subject to the provisions

of paragraph 1.d. of this section; also, regular contributions made or costs incurred for more than a weekly period (but not less often than quarterly) under plans, funds, or programs which cover the particular weekly period, are deemed to be constructively made or incurred during such weekly period. Such laborers and mechanics shall be paid the appropriate wage rate and fringe benefits on the wage determination for the classification of work actually performed, without regard to skill, except as provided in 29 CFR 5.5(a)(4). Laborers or mechanics performing work in more than one classification may be compensated at the rate specified for each classification for the time actually worked therein: Provided, That the employer's payroll records accurately set forth the time spent in each classification in which work is performed. The wage determination (including any additional classification and wage rates conformed under paragraph 1.b. of this section) and the Davis-Bacon poster (WH-1321) shall be posted at all times by the contractor and its subcontractors at the site of the work in a prominent and accessible place where it can be easily seen by the workers.

b. (1) The contracting officer shall require that any class of laborers or mechanics, including helpers, which is not listed in the wage determination and which is to be employed under the contract shall be classified in conformance with the wage determination. The contracting officer shall approve an additional classification and wage rate and fringe benefits therefore only when the following criteria have been met:

(i) The work to be performed by the classification requested is not performed by a classification in the wage determination; and

(ii) The classification is utilized in the area by the construction industry; and

(iii) The proposed wage rate, including any bona fide fringe benefits, bears a reasonable relationship to the wage rates contained in the wage determination.

(2) If the contractor and the laborers and mechanics to be employed in the classification (if known), or their representatives, and the contracting officer agree on the classification and wage rate (including the amount designated for fringe benefits where appropriate), a report of the action taken shall be sent by the contracting officer to the Administrator of the Wage and Hour Division, Employment Standards Administration, U.S. Department of Labor, Washington, DC 20210. The Administrator, or an authorized representative, will approve, modify, or disapprove every additional classification action within 30 days of receipt and so advise the contracting officer or will notify the contracting officer within the 30-day period that additional time is necessary.

(3) In the event the contractor, the laborers or mechanics to be employed in the classification or their representatives, and the contracting officer do not agree on the proposed classification and wage rate (including the amount designated for fringe benefits, where appropriate), the contracting officer shall refer the questions, including the views of all interested parties and the recommendation of the contracting officer, to the Wage and Hour Administrator for determination. The Wage and Hour Administrator, or an authorized representative, will issue a determination within 30 days of receipt and so advise the contracting officer or

will notify the contracting officer within the 30-day period that additional time is necessary.

(4) The wage rate (including fringe benefits where appropriate) determined pursuant to paragraphs 1.b.(2) or 1.b.(3) of this section, shall be paid to all workers performing work in the classification under this contract from the first day on which work is performed in the classification.

c. Whenever the minimum wage rate prescribed in the contract for a class of laborers or mechanics includes a fringe benefit which is not expressed as an hourly rate, the contractor shall either pay the benefit as stated in the wage determination or shall pay another bona fide fringe benefit or an hourly cash equivalent thereof.

d. If the contractor does not make payments to a trustee or other third person, the contractor may consider as part of the wages of any laborer or mechanic the amount of any costs reasonably anticipated in providing bona fide fringe benefits under a plan or program. Provided, That the Secretary of Labor has found, upon the written request of the contractor, that the applicable standards of the Davis-Bacon Act have been met. The Secretary of Labor may require the contractor to set aside in a separate account assets for the meeting of obligations under the plan or program.

2. Withholding

The contracting agency shall upon its own action or upon written request of an authorized representative of the Department of Labor, withhold or cause to be withheld from the contractor under this contract, or any other Federal contract with the same prime contractor, or any other federally-assisted contract subject to Davis-Bacon prevailing wage requirements, which is held by the same prime contractor, so much of the accrued payments or advances as may be considered necessary to pay laborers and mechanics, including apprentices, trainees, and helpers, employed by the contractor or any subcontractor the full amount of wages required by the contract. In the event of failure to pay any laborer or mechanic, including any apprentice, trainee, or helper, employed or working on the site of the work, all or part of the wages required by the contract, the contracting agency may, after written notice to the contractor, take such action as may be necessary to cause the suspension of any further payment, advance, or guarantee of funds until such violations have ceased.

3. Payrolls and basic records

a. Payrolls and basic records relating thereto shall be maintained by the contractor during the course of the work and preserved for a period of three years thereafter for all laborers and mechanics working at the site of the work. Such records shall contain the name, address, and social security number of each such worker, his or her correct classification, hourly rates of wages paid (including rates of contributions or costs anticipated for bona fide fringe benefits or cash equivalents thereof of the types described in section 1(b)(2)(B) of the Davis-Bacon Act), daily and weekly number of hours worked, deductions made and actual wages paid. Whenever the Secretary of Labor has found under 29 CFR 5.5(a)(1)(iv) that the wages of any laborer or mechanic include the amount of any costs reasonably anticipated in providing benefits under a plan or program described in section 1(b)(2)(B) of the Davis-

Bacon Act, the contractor shall maintain records which show that the commitment to provide such benefits is enforceable, that the plan or program is financially responsible, and that the plan or program has been communicated in writing to the laborers or mechanics affected, and records which show the costs anticipated or the actual cost incurred in providing such benefits. Contractors employing apprentices or trainees under approved programs shall maintain written evidence of the registration of apprenticeship programs and certification of trainee programs, the registration of the apprentices and trainees, and the ratios and wage rates prescribed in the applicable programs.

b. (1) The contractor shall submit weekly for each week in which any contract work is performed a copy of all payrolls to the contracting agency. The payrolls submitted shall set out accurately and completely all of the information required to be maintained under 29 CFR 5.5(a)(3)(i), except that full social security numbers and home addresses shall not be included on weekly transmittals. Instead the payrolls shall only need to include an individually identifying number for each employee (e.g., the last four digits of the employee's social security number). The required weekly payroll information may be submitted in any form desired. Optional Form WH-347 is available for this purpose from the Wage and Hour Division Web site at <http://www.dol.gov/esa/whd/forms/wh347instr.htm> or its successor site. The prime contractor is responsible for the submission of copies of payrolls by all subcontractors. Contractors and subcontractors shall maintain the full social security number and current address of each covered worker, and shall provide them upon request to the contracting agency for transmission to the State DOT, the FHWA or the Wage and Hour Division of the Department of Labor for purposes of an investigation or audit of compliance with prevailing wage requirements. It is not a violation of this section for a prime contractor to require a subcontractor to provide addresses and social security numbers to the prime contractor for its own records, without weekly submission to the contracting agency..

(2) Each payroll submitted shall be accompanied by a "Statement of Compliance," signed by the contractor or subcontractor or his or her agent who pays or supervises the payment of the persons employed under the contract and shall certify the following:

(i) That the payroll for the payroll period contains the information required to be provided under §5.5 (a)(3)(ii) of Regulations, 29 CFR part 5, the appropriate information is being maintained under §5.5 (a)(3)(i) of Regulations, 29 CFR part 5, and that such information is correct and complete;

(ii) That each laborer or mechanic (including each helper, apprentice, and trainee) employed on the contract during the payroll period has been paid the full weekly wages earned, without rebate, either directly or indirectly, and that no deductions have been made either directly or indirectly from the full wages earned, other than permissible deductions as set forth in Regulations, 29 CFR part 3;

(iii) That each laborer or mechanic has been paid not less than the applicable wage rates and fringe benefits or cash equivalents for the classification of work performed, as specified in the applicable wage determination incorporated into the contract.

(3) The weekly submission of a properly executed certification set forth on the reverse side of Optional Form WH-347 shall satisfy the requirement for submission of the "Statement of Compliance" required by paragraph 3.b.(2) of this section.

(4) The falsification of any of the above certifications may subject the contractor or subcontractor to civil or criminal prosecution under section 1001 of title 18 and section 231 of title 31 of the United States Code.

c. The contractor or subcontractor shall make the records required under paragraph 3.a. of this section available for inspection, copying, or transcription by authorized representatives of the contracting agency, the State DOT, the FHWA, or the Department of Labor, and shall permit such representatives to interview employees during working hours on the job. If the contractor or subcontractor fails to submit the required records or to make them available, the FHWA may, after written notice to the contractor, the contracting agency or the State DOT, take such action as may be necessary to cause the suspension of any further payment, advance, or guarantee of funds. Furthermore, failure to submit the required records upon request or to make such records available may be grounds for debarment action pursuant to 29 CFR 5.12.

4. Apprentices and trainees

a. Apprentices (programs of the USDOL).

Apprentices will be permitted to work at less than the predetermined rate for the work they performed when they are employed pursuant to and individually registered in a bona fide apprenticeship program registered with the U.S. Department of Labor, Employment and Training Administration, Office of Apprenticeship Training, Employer and Labor Services, or with a State Apprenticeship Agency recognized by the Office, or if a person is employed in his or her first 90 days of probationary employment as an apprentice in such an apprenticeship program, who is not individually registered in the program, but who has been certified by the Office of Apprenticeship Training, Employer and Labor Services or a State Apprenticeship Agency (where appropriate) to be eligible for probationary employment as an apprentice.

The allowable ratio of apprentices to journeymen on the job site in any craft classification shall not be greater than the ratio permitted to the contractor as to the entire work force under the registered program. Any worker listed on a payroll at an apprentice wage rate, who is not registered or otherwise employed as stated above, shall be paid not less than the applicable wage rate on the wage determination for the classification of work actually performed. In addition, any apprentice performing work on the job site in excess of the ratio permitted under the registered program shall be paid not less than the applicable wage rate on the wage determination for the work actually performed. Where a contractor is performing construction on a project in a locality other than that in which its program is registered, the ratios and wage rates (expressed in percentages of the journeyman's hourly rate) specified in the contractor's or subcontractor's registered program shall be observed.

Every apprentice must be paid at not less than the rate specified in the registered program for the apprentice's level of progress, expressed as a percentage of the journeymen hourly

rate specified in the applicable wage determination. Apprentices shall be paid fringe benefits in accordance with the provisions of the apprenticeship program. If the apprenticeship program does not specify fringe benefits, apprentices must be paid the full amount of fringe benefits listed on the wage determination for the applicable classification. If the Administrator determines that a different practice prevails for the applicable apprentice classification, fringes shall be paid in accordance with that determination.

In the event the Office of Apprenticeship Training, Employer and Labor Services, or a State Apprenticeship Agency recognized by the Office, withdraws approval of an apprenticeship program, the contractor will no longer be permitted to utilize apprentices at less than the applicable predetermined rate for the work performed until an acceptable program is approved.

b. Trainees (programs of the USDOL).

Except as provided in 29 CFR 5.16, trainees will not be permitted to work at less than the predetermined rate for the work performed unless they are employed pursuant to and individually registered in a program which has received prior approval, evidenced by formal certification by the U.S. Department of Labor, Employment and Training Administration.

The ratio of trainees to journeymen on the job site shall not be greater than permitted under the plan approved by the Employment and Training Administration.

Every trainee must be paid at not less than the rate specified in the approved program for the trainee's level of progress, expressed as a percentage of the journeyman hourly rate specified in the applicable wage determination. Trainees shall be paid fringe benefits in accordance with the provisions of the trainee program. If the trainee program does not mention fringe benefits, trainees shall be paid the full amount of fringe benefits listed on the wage determination unless the Administrator of the Wage and Hour Division determines that there is an apprenticeship program associated with the corresponding journeyman wage rate on the wage determination which provides for less than full fringe benefits for apprentices. Any employee listed on the payroll at a trainee rate who is not registered and participating in a training plan approved by the Employment and Training Administration shall be paid not less than the applicable wage rate on the wage determination for the classification of work actually performed. In addition, any trainee performing work on the job site in excess of the ratio permitted under the registered program shall be paid not less than the applicable wage rate on the wage determination for the work actually performed.

In the event the Employment and Training Administration withdraws approval of a training program, the contractor will no longer be permitted to utilize trainees at less than the applicable predetermined rate for the work performed until an acceptable program is approved.

c. Equal employment opportunity. The utilization of apprentices, trainees and journeymen under this part shall be in conformity with the equal employment opportunity requirements of Executive Order 11246, as amended, and 29 CFR part 30.

d. Apprentices and Trainees (programs of the U.S. DOT).

Apprentices and trainees working under apprenticeship and skill training programs which have been certified by the Secretary of Transportation as promoting EEO in connection with Federal-aid highway construction programs are not subject to the requirements of paragraph 4 of this Section IV. The straight time hourly wage rates for apprentices and trainees under such programs will be established by the particular programs. The ratio of apprentices and trainees to journeymen shall not be greater than permitted by the terms of the particular program.

5. Compliance with Copeland Act requirements. The contractor shall comply with the requirements of 29 CFR part 3, which are incorporated by reference in this contract.

6. Subcontracts. The contractor or subcontractor shall insert Form FHWA-1273 in any subcontracts and also require the subcontractors to include Form FHWA-1273 in any lower tier subcontracts. The prime contractor shall be responsible for the compliance by any subcontractor or lower tier subcontractor with all the contract clauses in 29 CFR 5.5.

7. Contract termination: debarment. A breach of the contract clauses in 29 CFR 5.5 may be grounds for termination of the contract, and for debarment as a contractor and a subcontractor as provided in 29 CFR 5.12.

8. Compliance with Davis-Bacon and Related Act requirements. All rulings and interpretations of the Davis-Bacon and Related Acts contained in 29 CFR parts 1, 3, and 5 are herein incorporated by reference in this contract.

9. Disputes concerning labor standards. Disputes arising out of the labor standards provisions of this contract shall not be subject to the general disputes clause of this contract. Such disputes shall be resolved in accordance with the procedures of the Department of Labor set forth in 29 CFR parts 5, 6, and 7. Disputes within the meaning of this clause include disputes between the contractor (or any of its subcontractors) and the contracting agency, the U.S. Department of Labor, or the employees or their representatives.

10. Certification of eligibility.

a. By entering into this contract, the contractor certifies that neither it (nor he or she) nor any person or firm who has an interest in the contractor's firm is a person or firm ineligible to be awarded Government contracts by virtue of section 3(a) of the Davis-Bacon Act or 29 CFR 5.12(a)(1).

b. No part of this contract shall be subcontracted to any person or firm ineligible for award of a Government contract by virtue of section 3(a) of the Davis-Bacon Act or 29 CFR 5.12(a)(1).

c. The penalty for making false statements is prescribed in the U.S. Criminal Code, 18 U.S.C. 1001.

V. CONTRACT WORK HOURS AND SAFETY STANDARDS ACT

The following clauses apply to any Federal-aid construction contract in an amount in excess of \$100,000 and subject to the overtime provisions of the Contract Work Hours and Safety Standards Act. These clauses shall be inserted in addition to the clauses required by 29 CFR 5.5(a) or 29 CFR 4.6. As used in this paragraph, the terms laborers and mechanics include watchmen and guards.

1. Overtime requirements. No contractor or subcontractor contracting for any part of the contract work which may require or involve the employment of laborers or mechanics shall require or permit any such laborer or mechanic in any workweek in which he or she is employed on such work to work in excess of forty hours in such workweek unless such laborer or mechanic receives compensation at a rate not less than one and one-half times the basic rate of pay for all hours worked in excess of forty hours in such workweek.

2. Violation; liability for unpaid wages; liquidated damages. In the event of any violation of the clause set forth in paragraph (1.) of this section, the contractor and any subcontractor responsible therefor shall be liable for the unpaid wages. In addition, such contractor and subcontractor shall be liable to the United States (in the case of work done under contract for the District of Columbia or a territory, to such District or to such territory), for liquidated damages. Such liquidated damages shall be computed with respect to each individual laborer or mechanic, including watchmen and guards, employed in violation of the clause set forth in paragraph (1.) of this section, in the sum of \$10 for each calendar day on which such individual was required or permitted to work in excess of the standard workweek of forty hours without payment of the overtime wages required by the clause set forth in paragraph (1.) of this section.

3. Withholding for unpaid wages and liquidated damages. The FHWA or the contracting agency shall upon its own action or upon written request of an authorized representative of the Department of Labor withhold or cause to be withheld, from any moneys payable on account of work performed by the contractor or subcontractor under any such contract or any other Federal contract with the same prime contractor, or any other federally-assisted contract subject to the Contract Work Hours and Safety Standards Act, which is held by the same prime contractor, such sums as may be determined to be necessary to satisfy any liabilities of such contractor or subcontractor for unpaid wages and liquidated damages as provided in the clause set forth in paragraph (2.) of this section.

4. Subcontracts. The contractor or subcontractor shall insert in any subcontracts the clauses set forth in paragraph (1.) through (4.) of this section and also a clause requiring the subcontractors to include these clauses in any lower tier subcontracts. The prime contractor shall be responsible for compliance by any subcontractor or lower tier subcontractor with the clauses set forth in paragraphs (1.) through (4.) of this section.

VI. SUBLETTING OR ASSIGNING THE CONTRACT

This provision is applicable to all Federal-aid construction contracts on the National Highway System.

1. The contractor shall perform with its own organization contract work amounting to not less than 30 percent (or a greater percentage if specified elsewhere in the contract) of the total original contract price, excluding any specialty items designated by the contracting agency. Specialty items may be performed by subcontract and the amount of any such specialty items performed may be deducted from the total original contract price before computing the amount of work required to be performed by the contractor's own organization (23 CFR 635.116).

a. The term "perform work with its own organization" refers to workers employed or leased by the prime contractor, and equipment owned or rented by the prime contractor, with or without operators. Such term does not include employees or equipment of a subcontractor or lower tier subcontractor, agents of the prime contractor, or any other assignees. The term may include payments for the costs of hiring leased employees from an employee leasing firm meeting all relevant Federal and State regulatory requirements. Leased employees may only be included in this term if the prime contractor meets all of the following conditions:

- (1) the prime contractor maintains control over the supervision of the day-to-day activities of the leased employees;
- (2) the prime contractor remains responsible for the quality of the work of the leased employees;
- (3) the prime contractor retains all power to accept or exclude individual employees from work on the project; and
- (4) the prime contractor remains ultimately responsible for the payment of predetermined minimum wages, the submission of payrolls, statements of compliance and all other Federal regulatory requirements.

b. "Specialty Items" shall be construed to be limited to work that requires highly specialized knowledge, abilities, or equipment not ordinarily available in the type of contracting organizations qualified and expected to bid or propose on the contract as a whole and in general are to be limited to minor components of the overall contract.

2. The contract amount upon which the requirements set forth in paragraph (1) of Section VI is computed includes the cost of material and manufactured products which are to be purchased or produced by the contractor under the contract provisions.

3. The contractor shall furnish (a) a competent superintendent or supervisor who is employed by the firm, has full authority to direct performance of the work in accordance with the contract requirements, and is in charge of all construction operations (regardless of who performs the work) and (b) such other of its own organizational resources (supervision, management, and engineering services) as the contracting officer determines is necessary to assure the performance of the contract.

4. No portion of the contract shall be sublet, assigned or otherwise disposed of except with the written consent of the contracting officer, or authorized representative, and such consent when given shall not be construed to relieve the contractor of any responsibility for the fulfillment of the contract. Written consent will be given only after the contracting agency has assured that each subcontract is

evidenced in writing and that it contains all pertinent provisions and requirements of the prime contract.

5. The 30% self-performance requirement of paragraph (1) is not applicable to design-build contracts; however, contracting agencies may establish their own self-performance requirements.

VII. SAFETY: ACCIDENT PREVENTION

This provision is applicable to all Federal-aid construction contracts and to all related subcontracts.

1. In the performance of this contract the contractor shall comply with all applicable Federal, State, and local laws governing safety, health, and sanitation (23 CFR 635). The contractor shall provide all safeguards, safety devices and protective equipment and take any other needed actions as it determines, or as the contracting officer may determine, to be reasonably necessary to protect the life and health of employees on the job and the safety of the public and to protect property in connection with the performance of the work covered by the contract.

2. It is a condition of this contract, and shall be made a condition of each subcontract, which the contractor enters into pursuant to this contract, that the contractor and any subcontractor shall not permit any employee, in performance of the contract, to work in surroundings or under conditions which are unsanitary, hazardous or dangerous to his/her health or safety, as determined under construction safety and health standards (29 CFR 1926) promulgated by the Secretary of Labor, in accordance with Section 107 of the Contract Work Hours and Safety Standards Act (40 U.S.C. 3704).

3. Pursuant to 29 CFR 1926.3, it is a condition of this contract that the Secretary of Labor or authorized representative thereof, shall have right of entry to any site of contract performance to inspect or investigate the matter of compliance with the construction safety and health standards and to carry out the duties of the Secretary under Section 107 of the Contract Work Hours and Safety Standards Act (40 U.S.C.3704).

VIII. FALSE STATEMENTS CONCERNING HIGHWAY PROJECTS

This provision is applicable to all Federal-aid construction contracts and to all related subcontracts.

In order to assure high quality and durable construction in conformity with approved plans and specifications and a high degree of reliability on statements and representations made by engineers, contractors, suppliers, and workers on Federal-aid highway projects, it is essential that all persons concerned with the project perform their functions as carefully, thoroughly, and honestly as possible. Willful falsification, distortion, or misrepresentation with respect to any facts related to the project is a violation of Federal law. To prevent any misunderstanding regarding the seriousness of these and similar acts, Form FHWA-1022 shall be posted on each Federal-aid highway project (23 CFR 635) in one or more places where it is readily available to all persons concerned with the project:

18 U.S.C. 1020 reads as follows:

"Whoever, being an officer, agent, or employee of the United States, or of any State or Territory, or whoever, whether a person, association, firm, or corporation, knowingly makes any false statement, false representation, or false report as to the character, quality, quantity, or cost of the material used or to be used, or the quantity or quality of the work performed or to be performed, or the cost thereof in connection with the submission of plans, maps, specifications, contracts, or costs of construction on any highway or related project submitted for approval to the Secretary of Transportation; or

Whoever knowingly makes any false statement, false representation, false report or false claim with respect to the character, quality, quantity, or cost of any work performed or to be performed, or materials furnished or to be furnished, in connection with the construction of any highway or related project approved by the Secretary of Transportation; or

Whoever knowingly makes any false statement or false representation as to material fact in any statement, certificate, or report submitted pursuant to provisions of the Federal-aid Roads Act approved July 1, 1916, (39 Stat. 355), as amended and supplemented;

Shall be fined under this title or imprisoned not more than 5 years or both."

IX. IMPLEMENTATION OF CLEAN AIR ACT AND FEDERAL WATER POLLUTION CONTROL ACT

This provision is applicable to all Federal-aid construction contracts and to all related subcontracts.

By submission of this bid/proposal or the execution of this contract, or subcontract, as appropriate, the bidder, proposer, Federal-aid construction contractor, or subcontractor, as appropriate, will be deemed to have stipulated as follows:

1. That any person who is or will be utilized in the performance of this contract is not prohibited from receiving an award due to a violation of Section 508 of the Clean Water Act or Section 306 of the Clean Air Act.

2. That the contractor agrees to include or cause to be included the requirements of paragraph (1) of this Section X in every subcontract, and further agrees to take such action as the contracting agency may direct as a means of enforcing such requirements.

X. CERTIFICATION REGARDING DEBARMENT, SUSPENSION, INELIGIBILITY AND VOLUNTARY EXCLUSION

This provision is applicable to all Federal-aid construction contracts, design-build contracts, subcontracts, lower-tier subcontracts, purchase orders, lease agreements, consultant contracts or any other covered transaction requiring FHWA approval or that is estimated to cost \$25,000 or more – as defined in 2 CFR Parts 180 and 1200.

1. Instructions for Certification – First Tier Participants:

a. By signing and submitting this proposal, the prospective first tier participant is providing the certification set out below.

b. The inability of a person to provide the certification set out below will not necessarily result in denial of participation in this

covered transaction. The prospective first tier participant shall submit an explanation of why it cannot provide the certification set out below. The certification or explanation will be considered in connection with the department or agency's determination whether to enter into this transaction. However, failure of the prospective first tier participant to furnish a certification or an explanation shall disqualify such a person from participation in this transaction.

c. The certification in this clause is a material representation of fact upon which reliance was placed when the contracting agency determined to enter into this transaction. If it is later determined that the prospective participant knowingly rendered an erroneous certification, in addition to other remedies available to the Federal Government, the contracting agency may terminate this transaction for cause of default.

d. The prospective first tier participant shall provide immediate written notice to the contracting agency to whom this proposal is submitted if any time the prospective first tier participant learns that its certification was erroneous when submitted or has become erroneous by reason of changed circumstances.

e. The terms "covered transaction," "debarred," "suspended," "ineligible," "participant," "person," "principal," and "voluntarily excluded," as used in this clause, are defined in 2 CFR Parts 180 and 1200. "First Tier Covered Transactions" refers to any covered transaction between a grantee or subgrantee of Federal funds and a participant (such as the prime or general contract). "Lower Tier Covered Transactions" refers to any covered transaction under a First Tier Covered Transaction (such as subcontracts). "First Tier Participant" refers to the participant who has entered into a covered transaction with a grantee or subgrantee of Federal funds (such as the prime or general contractor). "Lower Tier Participant" refers any participant who has entered into a covered transaction with a First Tier Participant or other Lower Tier Participants (such as subcontractors and suppliers).

f. The prospective first tier participant agrees by submitting this proposal that, should the proposed covered transaction be entered into, it shall not knowingly enter into any lower tier covered transaction with a person who is debarred, suspended, declared ineligible, or voluntarily excluded from participation in this covered transaction, unless authorized by the department or agency entering into this transaction.

g. The prospective first tier participant further agrees by submitting this proposal that it will include the clause titled "Certification Regarding Debarment, Suspension, Ineligibility and Voluntary Exclusion-Lower Tier Covered Transactions," provided by the department or contracting agency, entering into this covered transaction, without modification, in all lower tier covered transactions and in all solicitations for lower tier covered transactions exceeding the \$25,000 threshold.

h. A participant in a covered transaction may rely upon a certification of a prospective participant in a lower tier covered transaction that is not debarred, suspended, ineligible, or voluntarily excluded from the covered transaction, unless it knows that the certification is erroneous. A participant is responsible for ensuring that its principals are not suspended, debarred, or otherwise ineligible to participate in covered transactions. To verify the eligibility of its principals, as well as the eligibility of any lower tier prospective participants, each participant may, but is not required to, check the Excluded Parties List System website (<https://www.epls.gov/>), which is compiled by the General Services Administration.

i. Nothing contained in the foregoing shall be construed to require the establishment of a system of records in order to render in good faith the certification required by this clause. The knowledge and information of the prospective participant is not required to exceed that which is normally possessed by a prudent person in the ordinary course of business dealings.

j. Except for transactions authorized under paragraph (f) of these instructions, if a participant in a covered transaction knowingly enters into a lower tier covered transaction with a person who is suspended, debarred, ineligible, or voluntarily excluded from participation in this transaction, in addition to other remedies available to the Federal Government, the department or agency may terminate this transaction for cause or default.

2. Certification Regarding Debarment, Suspension, Ineligibility and Voluntary Exclusion – First Tier Participants:

a. The prospective first tier participant certifies to the best of its knowledge and belief, that it and its principals:

(1) Are not presently debarred, suspended, proposed for debarment, declared ineligible, or voluntarily excluded from participating in covered transactions by any Federal department or agency;

(2) Have not within a three-year period preceding this proposal been convicted of or had a civil judgment rendered against them for commission of fraud or a criminal offense in connection with obtaining, attempting to obtain, or performing a public (Federal, State or local) transaction or contract under a public transaction; violation of Federal or State antitrust statutes or commission of embezzlement, theft, forgery, bribery, falsification or destruction of records, making false statements, or receiving stolen property;

(3) Are not presently indicted for or otherwise criminally or civilly charged by a governmental entity (Federal, State or local) with commission of any of the offenses enumerated in paragraph (a)(2) of this certification; and

(4) Have not within a three-year period preceding this application/proposal had one or more public transactions (Federal, State or local) terminated for cause or default.

b. Where the prospective participant is unable to certify to any of the statements in this certification, such prospective participant shall attach an explanation to this proposal.

2. Instructions for Certification - Lower Tier Participants:

(Applicable to all subcontracts, purchase orders and other lower tier transactions requiring prior FHWA approval or estimated to cost \$25,000 or more - 2 CFR Parts 180 and 1200)

a. By signing and submitting this proposal, the prospective lower tier is providing the certification set out below.

b. The certification in this clause is a material representation of fact upon which reliance was placed when this transaction was entered into. If it is later determined that the prospective lower tier participant knowingly rendered an erroneous certification, in addition to other remedies available to the Federal Government, the department, or agency with which

this transaction originated may pursue available remedies, including suspension and/or debarment.

c. The prospective lower tier participant shall provide immediate written notice to the person to which this proposal is submitted if at any time the prospective lower tier participant learns that its certification was erroneous by reason of changed circumstances.

d. The terms "covered transaction," "debarred," "suspended," "ineligible," "participant," "person," "principal," and "voluntarily excluded," as used in this clause, are defined in 2 CFR Parts 180 and 1200. You may contact the person to which this proposal is submitted for assistance in obtaining a copy of those regulations. "First Tier Covered Transactions" refers to any covered transaction between a grantee or subgrantee of Federal funds and a participant (such as the prime or general contract). "Lower Tier Covered Transactions" refers to any covered transaction under a First Tier Covered Transaction (such as subcontracts). "First Tier Participant" refers to the participant who has entered into a covered transaction with a grantee or subgrantee of Federal funds (such as the prime or general contractor). "Lower Tier Participant" refers any participant who has entered into a covered transaction with a First Tier Participant or other Lower Tier Participants (such as subcontractors and suppliers).

e. The prospective lower tier participant agrees by submitting this proposal that, should the proposed covered transaction be entered into, it shall not knowingly enter into any lower tier covered transaction with a person who is debarred, suspended, declared ineligible, or voluntarily excluded from participation in this covered transaction, unless authorized by the department or agency with which this transaction originated.

f. The prospective lower tier participant further agrees by submitting this proposal that it will include this clause titled "Certification Regarding Debarment, Suspension, Ineligibility and Voluntary Exclusion-Lower Tier Covered Transaction," without modification, in all lower tier covered transactions and in all solicitations for lower tier covered transactions exceeding the \$25,000 threshold.

g. A participant in a covered transaction may rely upon a certification of a prospective participant in a lower tier covered transaction that is not debarred, suspended, ineligible, or voluntarily excluded from the covered transaction, unless it knows that the certification is erroneous. A participant is responsible for ensuring that its principals are not suspended, debarred, or otherwise ineligible to participate in covered transactions. To verify the eligibility of its principals, as well as the eligibility of any lower tier prospective participants, each participant may, but is not required to, check the Excluded Parties List System website (<https://www.epls.gov/>), which is compiled by the General Services Administration.

h. Nothing contained in the foregoing shall be construed to require establishment of a system of records in order to render in good faith the certification required by this clause. The knowledge and information of participant is not required to exceed that which is normally possessed by a prudent person in the ordinary course of business dealings.

i. Except for transactions authorized under paragraph e of these instructions, if a participant in a covered transaction knowingly enters into a lower tier covered transaction with a person who is suspended, debarred, ineligible, or voluntarily excluded from participation in this transaction, in addition to other remedies available to the Federal Government, the

department or agency with which this transaction originated may pursue available remedies, including suspension and/or debarment.

* * * * *

Certification Regarding Debarment, Suspension, Ineligibility and Voluntary Exclusion--Lower Tier Participants:

1. The prospective lower tier participant certifies, by submission of this proposal, that neither it nor its principals is presently debarred, suspended, proposed for debarment, declared ineligible, or voluntarily excluded from participating in covered transactions by any Federal department or agency.

2. Where the prospective lower tier participant is unable to certify to any of the statements in this certification, such prospective participant shall attach an explanation to this proposal.

* * * * *

XI. CERTIFICATION REGARDING USE OF CONTRACT FUNDS FOR LOBBYING

This provision is applicable to all Federal-aid construction contracts and to all related subcontracts which exceed \$100,000 (49 CFR 20).

1. The prospective participant certifies, by signing and submitting this bid or proposal, to the best of his or her knowledge and belief, that:

a. No Federal appropriated funds have been paid or will be paid, by or on behalf of the undersigned, to any person for influencing or attempting to influence an officer or employee of any Federal agency, a Member of Congress, an officer or employee of Congress, or an employee of a Member of Congress in connection with the awarding of any Federal contract, the making of any Federal grant, the making of any Federal loan, the entering into of any cooperative agreement, and the extension, continuation, renewal, amendment, or modification of any Federal contract, grant, loan, or cooperative agreement.

b. If any funds other than Federal appropriated funds have been paid or will be paid to any person for influencing or attempting to influence an officer or employee of any Federal agency, a Member of Congress, an officer or employee of Congress, or an employee of a Member of Congress in connection with this Federal contract, grant, loan, or cooperative agreement, the undersigned shall complete and submit Standard Form-LLL, "Disclosure Form to Report Lobbying," in accordance with its instructions.

2. This certification is a material representation of fact upon which reliance was placed when this transaction was made or entered into. Submission of this certification is a prerequisite for making or entering into this transaction imposed by 31 U.S.C. 1352. Any person who fails to file the required certification shall be subject to a civil penalty of not less than \$10,000 and not more than \$100,000 for each such failure.

3. The prospective participant also agrees by submitting its bid or proposal that the participant shall require that the language of this certification be included in all lower tier subcontracts, which exceed \$100,000 and that all such recipients shall certify and disclose accordingly.

**ATTACHMENT A - EMPLOYMENT AND MATERIALS
PREFERENCE FOR APPALACHIAN DEVELOPMENT
HIGHWAY SYSTEM OR APPALACHIAN LOCAL ACCESS
ROAD CONTRACTS**

This provision is applicable to all Federal-aid projects funded under the Appalachian Regional Development Act of 1965.

1. During the performance of this contract, the contractor undertaking to do work which is, or reasonably may be, done as on-site work, shall give preference to qualified persons who regularly reside in the labor area as designated by the DOL wherein the contract work is situated, or the subregion, or the Appalachian counties of the State wherein the contract work is situated, except:

a. To the extent that qualified persons regularly residing in the area are not available.

b. For the reasonable needs of the contractor to employ supervisory or specially experienced personnel necessary to assure an efficient execution of the contract work.

c. For the obligation of the contractor to offer employment to present or former employees as the result of a lawful collective bargaining contract, provided that the number of nonresident persons employed under this subparagraph (1c) shall not exceed 20 percent of the total number of employees employed by the contractor on the contract work, except as provided in subparagraph (4) below.

2. The contractor shall place a job order with the State Employment Service indicating (a) the classifications of the laborers, mechanics and other employees required to perform the contract work, (b) the number of employees required in each classification, (c) the date on which the participant estimates such employees will be required, and (d) any other pertinent information required by the State Employment Service to complete the job order form. The job order may be placed with the State Employment Service in writing or by telephone. If during the course of the contract work, the information submitted by the contractor in the original job order is substantially modified, the participant shall promptly notify the State Employment Service.

3. The contractor shall give full consideration to all qualified job applicants referred to him by the State Employment Service. The contractor is not required to grant employment to any job applicants who, in his opinion, are not qualified to perform the classification of work required.

4. If, within one week following the placing of a job order by the contractor with the State Employment Service, the State Employment Service is unable to refer any qualified job applicants to the contractor, or less than the number requested, the State Employment Service will forward a certificate to the contractor indicating the unavailability of applicants. Such certificate shall be made a part of the contractor's permanent project records. Upon receipt of this certificate, the contractor may employ persons who do not normally reside in the labor area to fill positions covered by the certificate, notwithstanding the provisions of subparagraph (1c) above.

5. The provisions of 23 CFR 633.207(e) allow the contracting agency to provide a contractual preference for the use of mineral resource materials native to the Appalachian region.

6. The contractor shall include the provisions of Sections 1 through 4 of this Attachment A in every subcontract for work which is, or reasonably may be, done as on-site work.

**KENTUCKY TRANSPORTATION CABINET
DEPARTMENT OF HIGHWAYS**

**EMPLOYMENT REQUIREMENTS
RELATING TO
NONDISCRIMINATION OF EMPLOYEES
(APPLICABLE TO FEDERAL-AID SYSTEM CONTRACTS)**

**AN ACT OF THE KENTUCKY GENERAL ASSEMBLY
TO PREVENT DISCRIMINATION IN EMPLOYMENT**

**KRS CHAPTER 344
EFFECTIVE JUNE 16, 1972**

The contract on this project, in accordance with KRS Chapter 344, provides that during the performance of this contract, the contractor agrees as follows:

1. The contractor shall not fail or refuse to hire, or shall not discharge any individual, or otherwise discriminate against an individual with respect to his compensation, terms, conditions, or privileges of employment, because of such individual's race, color, religion, national origin, sex, disability or age (forty and above); or limit, segregate, or classify his employees in any way which would deprive or tend to deprive an individual of employment opportunities or otherwise adversely affect his status as an employee, because of such individual's race, color, religion, national origin, sex, disability or age forty (40) and over. The contractor agrees to post in conspicuous places, available to employees and applicants for employment, notices to be provided setting forth the provisions of this nondiscrimination clause.

2. The contractor shall not print or publish or cause to be printed or published a notice or advertisement relating to employment by such an employer or membership in or any classification or referral for employment by the employment agency, indicating any preference, limitation, specification, or discrimination, based on race, color, religion, national origin, sex, or age forty (40) and over, or because the person is a qualified individual with a disability, except that such a notice or advertisement may indicate a preference, limitation, or specification based on religion, national origin, sex, or age forty (40) and over, or because the person is a qualified individual with a disability, when religion, national origin, sex, or age forty (40) and over, or because the person is a qualified individual with a disability, is a bona fide occupational qualification for employment.

3. If the contractor is in control of apprenticeship or other training or retraining, including on-the-job training programs, he shall not discriminate against an individual because of his race, color, religion, national origin, sex, disability or age forty (40) and over, in admission to, or employment in any program established to provide apprenticeship or other training.

4. The contractor will send to each labor union or representative of workers with which he has a collective bargaining agreement or other contract or understanding, a notice to be provided advising the said labor union or workers' representative of the contractor's commitments under this section, and shall post copies of the notice in conspicuous places available to employees and applicants for employment. The contractor will take such action with respect to any subcontract or purchase order as the administering agency may direct as a means of enforcing such provisions, including sanctions for non-compliance.

Revised: January 25, 2017

Standard Title VI/Non-Discrimination Assurances

During the performance of this contract, the contractor, for itself, its assignees, and successors in interest (hereinafter referred to as the "contractor") agrees as follows:

1. **Compliance with Regulations:** The contractor (hereinafter includes consultants) will comply with the Acts and the Regulations relative to Non-discrimination in Federally-assisted programs of the U.S. Department of Transportation, **Federal Highway Administration**, as they may be amended from time to time, which are herein incorporated by reference and made a part of this contract.
2. **Non-discrimination:** The contractor, with regard to the work performed by it during the contract, will not discriminate on the grounds of race, color, or national origin in the selection and retention of subcontractors, including procurements of materials and leases of equipment. The contractor will not participate directly or indirectly in the discrimination prohibited by the Acts and the Regulations, including employment practices when the contract covers any activity, project, or program set forth in Appendix B of 49 CFR Part 21.
3. **Solicitations for Subcontracts, Including Procurements of Materials and Equipment:** In all solicitations, either by competitive bidding, or negotiation made by the contractor for work to be performed under a subcontract, including procurements of materials, or leases of equipment, each potential subcontractor or supplier will be notified by the contractor of the contractor's obligations under this contract and the Acts and the Regulations relative to Non-discrimination on the grounds of race, color, or national origin.
4. **Information and Reports:** The contractor will provide all information and reports required by the Acts, the Regulations, and directives issued pursuant thereto and will permit access to its books, records, accounts, other sources of information, and its facilities as may be determined by the Recipient or the **Federal Highway Administration** to be pertinent to ascertain compliance with such Acts, Regulations, and instructions. Where any information required of a contractor is in the exclusive possession of another who fails or refuses to furnish the information, the contractor will so certify to the Recipient or the **Federal Highway Administration**, as appropriate, and will set forth what efforts it has made to obtain the information.
5. **Sanctions for Noncompliance:** In the event of a contractor's noncompliance with the Non-discrimination provisions of this contract, the Recipient will impose such contract sanctions as it or the **Federal Highway Administration** may determine to be appropriate, including, but not limited to:
 - a. withholding payments to the contractor under the contract until the contractor complies; and/or
 - b. cancelling, terminating, or suspending a contract, in whole or in part.
6. **Incorporation of Provisions:** The contractor will include the provisions of paragraphs one through six in every subcontract, including procurements of materials and leases of equipment, unless exempt by the Acts, the Regulations and directives issued pursuant thereto. The contractor will take action with respect to any subcontract or procurement as the Recipient or the **Federal Highway Administration** may direct as a means of enforcing such provisions including sanctions for noncompliance. Provided, that if the contractor becomes involved in, or is threatened with litigation by a subcontractor, or supplier because of such direction, the contractor may request the Recipient to enter into any litigation to protect the interests of the Recipient. In addition, the contractor may request the United States to enter into the litigation to protect the interests of the United States.

Standard Title VI/Non-Discrimination Statutes and Authorities

During the performance of this contract, the contractor, for itself, its assignees, and successors in interest (hereinafter referred to as the “contractor”) agrees to comply with the following non-discrimination statutes and authorities; including but not limited to:

- Title VI of the Civil Rights Act of 1964 (42 U.S.C. § 2000d *et seq.*, 78 stat. 252), (prohibits discrimination on the basis of race, color, national origin); and 49 CFR Part 21;
- The Uniform Relocation Assistance and Real Property Acquisition Policies Act of 1970, (42 U.S.C. § 4601), (prohibits unfair treatment of persons displaced or whose property has been acquired because of Federal or Federal-aid programs and projects);
- Federal-Aid Highway Act of 1973, (23 U.S.C. § 324 *et seq.*), (prohibits discrimination on the basis of sex);
- Section 504 of the Rehabilitation Act of 1973, (29 U.S.C. § 794 *et seq.*), as amended, (prohibits discrimination on the basis of disability); and 49 CFR Part 27;
- The Age Discrimination Act of 1975, as amended, (42 U.S.C. § 6101 *et seq.*), (prohibits discrimination on the basis of age);
- Airport and Airway Improvement Act of 1982, (49 USC § 471, Section 47123), as amended, (prohibits discrimination based on race, creed, color, national origin, or sex);
- The Civil Rights Restoration Act of 1987, (PL 100-209), (Broadened the scope, coverage and applicability of Title VI of the Civil Rights Act of 1964, The Age Discrimination Act of 1975 and Section 504 of the Rehabilitation Act of 1973, by expanding the definition of the terms “programs or activities” to include all of the programs or activities of the Federal-aid recipients, sub-recipients and contractors, whether such programs or activities are Federally funded or not);
- Titles II and III of the Americans with Disabilities Act, which prohibit discrimination on the basis of disability in the operation of public entities, public and private transportation systems, places of public accommodation, and certain testing entities (42 U.S.C. §§ 12131 -- 12189) as implemented by Department of Transportation regulations at 49 C.F.R. parts 37 and 38;
- The Federal Aviation Administration’s Non-discrimination statute (49 U.S.C. § 47123) (prohibits discrimination on the basis of race, color, national origin, and sex);
- Executive Order 12898, Federal Actions to Address Environmental Justice in Minority Populations and Low-Income Populations, which ensures non-discrimination against minority populations by discouraging programs, policies, and activities with disproportionately high and adverse human health or environmental effects on minority and low-income populations;
- Executive Order 13166, Improving Access to Services for Persons with Limited English Proficiency, and resulting agency guidance, national origin discrimination includes discrimination because of limited English proficiency (LEP). To ensure compliance with Title VI, you must take reasonable steps to ensure that LEP persons have meaningful access to your programs (70 Fed. Reg. at 74087 to 74100);
- Title IX of the Education Amendments of 1972, as amended, which prohibits you from discriminating because of sex in education programs or activities (20 U.S.C. 1681 *et seq.*).

EXECUTIVE BRANCH CODE OF ETHICS

In the 1992 regular legislative session, the General Assembly passed and Governor Brereton Jones signed Senate Bill 63 (codified as KRS 11A), the Executive Branch Code of Ethics, which states, in part:

KRS 11A.040 (7) provides:

No present or former public servant shall, within six (6) months following termination of his office or employment, accept employment, compensation, or other economic benefit from any person or business that contracts or does business with, or is regulated by, the state in matters in which he was directly involved during the last thirty-six (36) months of his tenure. This provision shall not prohibit an individual from returning to the same business, firm, occupation, or profession in which he was involved prior to taking office or beginning his term of employment, or for which he received, prior to his state employment, a professional degree or license, provided that, for a period of six (6) months, he personally refrains from working on any matter in which he was directly involved during the last thirty-six (36) months of his tenure in state government. This subsection shall not prohibit the performance of ministerial functions, including but not limited to filing tax returns, filing applications for permits or licenses, or filing incorporation papers, nor shall it prohibit the former officer or public servant from receiving public funds disbursed through entitlement programs.

KRS 11A.040 (9) states:

A former public servant shall not represent a person or business before a state agency in a matter in which the former public servant was directly involved during the last thirty-six (36) months of his tenure, for a period of one (1) year after the latter of:

- a) The date of leaving office or termination of employment; or
- b) The date the term of office expires to which the public servant was elected.

This law is intended to promote public confidence in the integrity of state government and to declare as public policy the idea that state employees should view their work as a public trust and not as a way to obtain private benefits.

If you have worked for the executive branch of state government within the past six months, you may be subject to the law's prohibitions. The law's applicability may be different if you hold elected office or are contemplating representation of another before a state agency.

Also, if you are affiliated with a firm which does business with the state and which employs former state executive-branch employees, you should be aware that the law may apply to them.

In case of doubt, the law permits you to request an advisory opinion from the Executive Branch Ethics Commission, 3 Fountain Place, Frankfort, Kentucky 40601; telephone (502) 564-7954.

Revised: January 27, 2017

"General Decision Number: KY20210040 03/05/2021

Superseded General Decision Number: KY20200040

State: Kentucky

Construction Type: Highway

Counties: Allen, Ballard, Butler, Caldwell, Calloway, Carlisle, Christian, Crittenden, Daviess, Edmonson, Fulton, Graves, Hancock, Henderson, Hickman, Hopkins, Livingston, Logan, Lyon, Marshall, McCracken, McLean, Muhlenberg, Ohio, Simpson, Todd, Trigg, Union, Warren and Webster Counties in Kentucky.

HIGHWAY CONSTRUCTION PROJECTS (excluding tunnels, building structures in rest area projects & railroad construction; bascule, suspension & spandrel arch bridges designed for commercial navigation, bridges involving marine construction; and other major bridges).

Note: Under Executive Order (EO) 13658, an hourly minimum wage of \$10.95 for calendar year 2021 applies to all contracts subject to the Davis-Bacon Act for which the contract is awarded (and any solicitation was issued) on or after January 1, 2015. If this contract is covered by the EO, the contractor must pay all workers in any classification listed on this wage determination at least \$10.95 per hour (or the applicable wage rate listed on this wage determination, if it is higher) for all hours spent performing on the contract in calendar year 2021. If this contract is covered by the EO and a classification considered necessary for performance of work on the contract does not appear on this wage determination, the contractor must pay workers in that classification at least the wage rate determined through the conformance process set forth in 29 CFR 5.5(a)(1)(ii) (or the EO minimum wage rate, if it is higher than the conformed wage rate). The EO minimum wage rate will be adjusted annually. Please note that this EO applies to the above-mentioned types of contracts entered into by the federal government that are subject to the Davis-Bacon Act itself, but it does not apply to contracts subject only to the Davis-Bacon Related Acts, including those set forth at 29 CFR 5.1(a)(2)-(60). Additional information on contractor requirements and worker protections under the EO is available at www.dol.gov/whd/govcontracts.

Modification Number	Publication Date
0	01/01/2021
1	01/15/2021
2	03/05/2021

BRIN0004-002 06/01/2017

BALLARD, BUTLER, CALDWELL, CARLISLE, CRITTENDEN, DAVIESS, EDMONSON, FULTON, GRAVES, HANCOCK, HENDERSON, HICKMAN, HOPKINS, LIVINGSTON, LYON, MARSHALL, MCCracken, MCLEAN, MUHLENBERG, OHIO, UNION, and WEBSTER COUNTIES

Rates Fringes

BRICKLAYER

Ballard, Caldwell, Carlisle, Crittenden, Fulton, Graves, Hickman, Livingston, Lyon, Marshall, and McCracken Counties.....	\$ 30.50	15.16
Butler, Edmonson, Hopkins, Muhlenberg, and Ohio Counties.....	\$ 26.80	12.38
Daviess, Hancock, Henderson, McLean, Union, and Webster Counties.....	\$ 30.00	15.16

BRTN0004-005 06/01/2017

ALLEN, CALLOWAY, CHRISTIAN, LOGAN, SIMPSON, TODD, TRIGG, and
WARREN COUNTIES

	Rates	Fringes
BRICKLAYER.....	\$ 26.80	12.38

CARP0357-002 04/01/2020

	Rates	Fringes
CARPENTER.....	\$ 29.81	19.92
DIVER.....	\$ 45.09	19.92
PILEDRIVERMAN.....	\$ 30.06	19.92

* ELEC0369-006 05/26/2020

BUTLER, EDMONSON, LOGAN, TODD & WARREN COUNTIES:

	Rates	Fringes
ELECTRICIAN.....	\$ 33.21	17.85

ELEC0429-001 01/01/2020

ALLEN & SIMPSON COUNTIES:

	Rates	Fringes
ELECTRICIAN.....	\$ 27.72	13.48

ELEC0816-002 06/30/2020

BALLARD, CALDWELL, CALLOWAY, CARLISLE, CHRISTIAN, CRITTENDEN,
FULTON (Except a 5 mile radius of City Hall in Fulton), GRAVES,
HICKMAN, LIVINGSTON, LYON, MARSHALL, MCCRACKEN & TRIGG COUNTIES:

	Rates	Fringes
ELECTRICIAN.....	\$ 34.06	25.50%+7.25

Cable spicers receive \$.25 per hour additional.

ELEC1701-003 01/01/2020

DAVIESS, HANCOCK, HENDERSON, HOPKINS, MCLEAN, MUHLENBERG, OHIO,
UNION & WEBSTER COUNTIES:

	Rates	Fringes
ELECTRICIAN.....	\$ 31.52	30%+7.25

Cable spicers receive \$.25 per hour additional.

 ELEC1925-002 01/01/2021

FULTON COUNTY (Up to a 5 mile radius of City Hall in Fulton):

	Rates	Fringes
CABLE SPLICER.....	\$ 26.10	14.77
ELECTRICIAN.....	\$ 25.60	14.75

 ENGI0181-017 07/01/2020

	Rates	Fringes
POWER EQUIPMENT OPERATOR		
GROUP 1.....	\$ 33.95	17.25
GROUP 2.....	\$ 31.09	17.25
GROUP 3.....	\$ 31.54	17.25
GROUP 4.....	\$ 30.77	17.25

OPERATING ENGINEER CLASSIFICATIONS

GROUP 1 - A-Frame Winch Truck; Auto Patrol; Backfiller; Batcher Plant; Bituminous Paver; Bituminous Transfer Machine; Boom Cat; Bulldozer; Mechanic; Cableway; Carry-All Scoop; Carry Deck Crane; Central Compressor Plant; Cherry Picker; Clamshell; Concrete Mixer (21 cu. ft. or Over); Concrete Paver; Truck-Mounted Concrete Pump; Core Drill; Crane; Crusher Plant; Derrick; Derrick Boat; Ditching & Trenching Machine; Dragline; Dredge Operator; Dredge Engineer; Elevating Grader & Loaders; Grade-All; Gurries; Heavy Equipment Robotics Operator/Mechanic; High Lift; Hoe-Type Machine; Hoist (Two or More Drums); Hoisting Engine (Two or More Drums); Horizontal Directional Drill Operator; Hydrocrane; Hyster; KeCal Loader; LeTourneau; Locomotive; Mechanic; Mechanically Operated Laser Screed; Mechanic Welder; Mucking Machine; Motor Scraper; Orangepeel Bucket; Overhead Crane; Piledriver; Power Blade; Pumpcrete; Push Dozer; Rock Spreader, attached to equipment; Rotary Drill; Roller (Bituminous); Rough Terrain Crane; Scarifier; Scoopmobile; Shovel; Side Boom; Subgrader; Tailboom; Telescoping Type Forklift; Tow or Push Boat; Tower Crane (French, German & other types); Tractor Shovel; Truck Crane; Tunnel Mining Machines, including Moles, Shields or similar types of Tunnel Mining Equipment

GROUP 2 - Air Compressor (Over 900 cu. ft. per min.); Bituminous Mixer; Boom Type Tamping Machine; Bull Float; Concrete Mixer (Under 21 cu. ft.); Dredge Engineer; Electric Vibrator; Compactor/Self-Propelled Compactor; Elevator (One Drum or Buck Hoist); Elevator (When used to Hoist Building Material); Finish Machine; Firemen & Hoist (One Drum); Flexplane; Forklift (Regardless of Lift Height); Form Grader; Joint Sealing Machine; Outboard Motor Boat; Power Sweeper (Riding Type); Roller (Rock); Ross Carrier; Skid Mounted or Trailer Mounted Concrete Pump; Skid Steer Machine with all Attachments; Switchman or Brakeman; Throttle Valve Person; Tractair & Road Widening Trencher; Tractor (50 H.P. or Over); Truck Crane Oiler; Tugger;

Welding Machine; Well Points;& Whirley Oiler

GROUP 3 -All Off Road Material Handling Equipment, including
Articulating Dump Trucks; Greaser on Grease Facilities
servicing Heavy Equipment

GROUP 4 - Bituminous Distributor; Burlap & Curing Machine;
Cement Gun; Concrete Saw; Conveyor; Deckhand Oiler; Grout
Pump; Hydraulic Post Driver; Hydro Seeder; Mud Jack; Oiler;
Paving Joint Machine; Power Form Handling Equipment; Pump;
Roller (Earth); Steerman; Tamping Machine; Tractor (Under
50 H.P.); & Vibrator

CRANES - with booms 150 ft. & Over (Including JIB), and where
the length of the boom in combination with the length of
the piling equals or exceeds 150 ft. - \$1.00 above Group 1
rate

EMPLOYEES ASSIGNED TO WORK BELOW GROUND LEVEL ARE TO BE PAID
10% ABOVE BASIC WAGE RATE. THIS DOES NOT APPLY TO OPEN CUT
WORK.

IRON0070-005 06/01/2020

BUTLER COUNTY (Eastern eighth, including the Townships of
Decker, Lee & Tilford);
EDMONSON COUNTY (Northern three-fourths, including the
Townships of Asphalt, Bee Spring, Brownsville, Grassland, Huff,
Kyrock, Lindseyville, Mammoth Cave, Ollie, Prosperity, Rhoda,
Sunfish & Sweden)

	Rates	Fringes
IRONWORKER		
Structural; Ornamental;		
Reinforcing; Precast		
Concrete Erectors.....	\$ 30.42	23.15

IRON0103-004 04/01/2020

DAVIESS, HANCOCK, HENDERSON, HOPKINS, MCLEAN, OHIO, UNION &
WEBSTER COUNTIES
BUTLER COUNTY (Townships of Aberdeen, Bancock, Casey,
Dexterville, Dunbar, Elfie, Gilstrap, Huntsville, Logansport,
Monford, Morgantown, Provo, Rochester, South Hill & Welchs
Creek);
CALDWELL COUNTY (Northeastern third, including the Township of
Creswell);
CHRISTIAN COUNTY (Northern third, including the Townships of
Apex, Crofton, Kelly, Mannington & Wynns);
CRITTENDEN COUNTY (Northeastern half, including the Townships
of Grove, Mattoon, Repton, Shady Grove & Tribune);
MUHLENBERG COUNTY (Townships of Bavier, Beech Creek Junction,
Benton, Brennen, Browder, Central City, Cleaton, Depoy,
Drakesboro, Eunis, Graham, Hillside, Luzerne, Lynn City,
Martwick, McNary, Millport, Moorman, Nelson, Paradise,
Powderly, South Carrolllton, Tarina & Weir)

	Rates	Fringes
Ironworkers:.....	\$ 29.50	24.385

IRON0492-003 05/01/2020

ALLEN, LOGAN, SIMPSON, TODD & WARREN COUNTIES
BUTLER COUNTY (Southern third, including the Townships of Boston, Berrys Lick, Dimple, Jetson, Quality, Sharer, Sugar Grove & Woodbury);
CHRISTIAN COUNTY (Eastern two-thirds, including the Townships of Bennettstown, Casky, Herndon, Hopkinsville, Howell, Masonville, Pembroke & Thompsonville);
EDMONSON COUNTY (Southern fourth, including the Townships of Chalybeate & Rocky Hill);
MUHLENBERG COUNTY (Southern eighth, including the Townships of Dunnior, Penrod & Rosewood)

	Rates	Fringes
Ironworkers:.....	\$ 29.55	15.06

IRON0782-006 08/01/2020

BALLARD, CALLOWAY, CARLISLE, FULTON, GRAVES, HICKMAN, LIVINGSTON, LYON, MARSHALL, MCCrackEN & TRIGG COUNTIES
CALDWELL COUNTY (Southwestern two-thirds, including the Townships of Cedar Bluff, Cider, Claxton, Cobb, Crowtown, Dulaney, Farmersville, Fredonia, McGowan, Otter Pond & Princeton);
CHRISTIAN COUNTY (Western third, Excluding the Townships of Apex, Crofton, Kelly, Mannington, Wynns, Bennettstown, Casky, Herndon, Hopkinsville, Howell, Masonville, Pembroke & Thompsonville);
CRITTENDEN COUNTY (Southwestern half, including the Townships of Crayne, Dycusburg, Frances, Marion, Mexico, Midway, Sheridan & Told)

	Rates	Fringes
Ironworkers:		
Projects with a total contract cost of \$20,000,000.00 or above.....	\$ 30.13	25.17
All Other Work.....	\$ 28.54	23.75

LAB00189-005 07/01/2020

BALLARD, CALLOWAY, CARLISLE, FULTON, GRAVES, HICKMAN, LIVINGSTON, LYON, MARSHALL & MCCrackEN COUNTIES

	Rates	Fringes
Laborers:		
GROUP 1.....	\$ 23.26	15.62
GROUP 2.....	\$ 23.51	15.62
GROUP 3.....	\$ 23.56	15.62
GROUP 4.....	\$ 24.16	15.62

LABORER CLASSIFICATIONS

GROUP 1 - Aging & Curing of Concrete; Asbestos Abatement Worker; Asphalt Plant; Asphalt; Batch Truck Dump; Carpenter Tender; Cement Mason Tender; Cleaning of Machines; Concrete; Demolition; Dredging; Environmental - Nuclear, Radiation, Toxic & Hazardous Waste - Level D; Flagperson;

Grade Checker; Hand Digging & Hand Back Filling; Highway Marker Placer; Landscaping, Mesh Handler & Placer; Puddler; Railroad; Rip-rap & Grouter; Right-of-Way; Sign, Guard Rail & Fence Installer; Signal Person; Sound Barrier Installer; Storm & Sanitary Sewer; Swamper; Truck Spotter & Dumper; Wrecking of Concrete Forms; General Cleanup

GROUP 2 - Batter Board Man (Sanitary & Storm Sewer); Brickmason Tender; Mortar Mixer Operator; Scaffold Builder; Burner & Welder; Bushhammer; Chain Saw Operator; Concrete Saw Operator; Deckhand Scow Man; Dry Cement Handler; Environmental - Nuclear, Radiation, Toxic & Hazardous Waste - Level C; Forklift Operator for Masonary; Form Setter; Green Concrete Cutting; Hand Operated Grouter & Grinder Machine Operator; Jackhammer; Pavement Breaker; Paving Joint Machine; Pipelayer; Plastic Pipe Fusion; Power Driven Georgia Buggy & Wheel Barrow; Power Post Hole Digger; Precast Manhole Setter; Walk-Behind Tamper; Walk-Behind Trencher; Sand Blaster; Concrete Chipper; Surface Grinder; Vibrator Operator; Wagon Driller

GROUP 3 - Asphalt Luteman & Raker; Gunnite Nozzleman; Gunnite Operator & Mixer; Grout Pump Operator; Blaster; Side Rail Setter; Rail Paved Ditches; Screw Operator; Tunnel (Free Air); Water Blaster

GROUP 4 - Caisson Worker (Free Air); Cement Finisher; Environmental - Nuclear, Radiation, Toxic & Hazardous Waste - Levels A & B; Miner & Driller (Free Air); Tunnel Blaster; & Tunnel Mucker (Free Air); Directional & Horizontal Boring; Air Track Drillers (All Types); Powdermen & Blasters; Troxler & Concrete Tester if Laborer is Utilized

LAB00189-006 07/01/2020

ALLEN, BUTLER, CALDWELL, CHRISTIAN, DAVIESS, EDMONSON, HANCOCK, HOPKINS, LOGAN, MCLEAN, MUHLENBERG, OHIO, SIMPSON, TODD, TRIGG & WARREN COUNTIES

	Rates	Fringes
Laborers:		
GROUP 1.....	\$ 23.26	15.62
GROUP 2.....	\$ 23.51	15.62
GROUP 3.....	\$ 23.56	15.62
GROUP 4.....	\$ 24.16	15.62

LABORER CLASSIFICATIONS

GROUP 1 - Aging & Curing of Concrete; Asbestos Abatement Worker; Asphalt Plant; Asphalt; Batch Truck Dump; Carpenter Tender; Cement Mason Tender; Cleaning of Machines; Concrete; Demolition; Dredging; Environmental - Nuclear, Radiation, Toxic & Hazardous Waste - Level D; Flagperson; Grade Checker; Hand Digging & Hand Back Filling; Highway Marker Placer; Landscaping, Mesh Handler & Placer; Puddler; Railroad; Rip-rap & Grouter; Right-of-Way; Sign, Guard Rail & Fence Installer; Signal Person; Sound Barrier Installer; Storm & Sanitary Sewer; Swamper; Truck Spotter & Dumper; Wrecking of Concrete Forms; General Cleanup

GROUP 2 - Batter Board Man (Sanitary & Storm Sewer); Brickmason Tender; Mortar Mixer Operator; Scaffold Builder;

Burner & Welder; Bushhammer; Chain Saw Operator; Concrete Saw Operator; Deckhand Scow Man; Dry Cement Handler; Environmental - Nuclear, Radiation, Toxic & Hazardous Waste - Level C; Forklift Operator for Masonary; Form Setter; Green Concrete Cutting; Hand Operated Grouter & Grinder Machine Operator; Jackhammer; Pavement Breaker; Paving Joint Machine; Pipelayer; Plastic Pipe Fusion; Power Driven Georgia Buggy & Wheel Barrow; Power Post Hole Digger; Precast Manhole Setter; Walk-Behind Tamper; Walk-Behind Trencher; Sand Blaster; Concrete Chipper; Surface Grinder; Vibrator Operator; Wagon Driller

GROUP 3 - Asphalt Luteman & Raker; Gunnite Nozzleman; Gunnite Operator & Mixer; Grout Pump Operator; Blaster; Side Rail Setter; Rail Paved Ditches; Screw Operator; Tunnel (Free Air); Water Blaster

GROUP 4 - Caisson Worker (Free Air); Cement Finisher; Environmental - Nuclear, Radiation, Toxic & Hazardous Waste - Levels A & B; Miner & Driller (Free Air); Tunnel Blaster; & Tunnel Mucker (Free Air); Directional & Horizontal Boring; Air Track Drillers (All Types); Powdermen & Blasters; Troxler & Concrete Tester if Laborer is Utilized

LAB00561-001 07/01/2020

CRITTENDEN, HENDERSON, UNION & WEBSTER COUNTIES

	Rates	Fringes
Laborers:		
GROUP 1.....	\$ 23.66	16.10
GROUP 2.....	\$ 23.91	16.10
GROUP 3.....	\$ 23.96	16.10
GROUP 4.....	\$ 24.56	16.10

LABORER CLASSIFICATIONS

GROUP 1 - Aging & Curing of Concrete; Asbestos Abatement Worker; Asphalt Plant; Asphalt; Batch Truck Dump; Carpenter Tender; Cement Mason Tender; Cleaning of Machines; Concrete; Demolition; Dredging; Environmental - Nuclear, Radiation, Toxic & Hazardous Waste - Level D; Flagperson; Grade Checker; Hand Digging & Hand Back Filling; Highway Marker Placer; Landscaping, Mesh Handler & Placer; Puddler; Railroad; Rip-rap & Grouter; Right-of-Way; Sign, Guard Rail & Fence Installer; Signal Person; Sound Barrier Installer; Storm & Sanitary Sewer; Swamper; Truck Spotter & Dumper; Wrecking of Concrete Forms; General Cleanup

GROUP 2 - Batter Board Man (Sanitary & Storm Sewer); Brickmason Tender; Mortar Mixer Operator; Scaffold Builder; Burner & Welder; Bushhammer; Chain Saw Operator; Concrete Saw Operator; Deckhand Scow Man; Dry Cement Handler; Environmental - Nuclear, Radiation, Toxic & Hazardous Waste - Level C; Forklift Operator for Masonary; Form Setter; Green Concrete Cutting; Hand Operated Grouter & Grinder Machine Operator; Jackhammer; Pavement Breaker; Paving Joint Machine; Pipelayer; Plastic Pipe Fusion; Power Driven Georgia Buggy & Wheel Barrow; Power Post Hole Digger; Precast Manhole Setter; Walk-Behind Tamper; Walk-Behind Trencher; Sand Blaster; Concrete Chipper; Surface Grinder; Vibrator Operator; Wagon Driller

GROUP 3 - Asphalt Luteman & Raker; Gunnite Nozzleman; Gunnite Operator & Mixer; Grout Pump Operator; Blaster; Side Rail Setter; Rail Paved Ditches; Screw Operator; Tunnel (Free Air); Water Blaster

GROUP 4 - Caisson Worker (Free Air); Cement Finisher; Environmental - Nuclear, Radiation, Toxic & Hazardous Waste - Levels A & B; Miner & Driller (Free Air); Tunnel Blaster; & Tunnel Mucker (Free Air); Directional & Horizontal Boring; Air Track Drillers (All Types); Powdermen & Blasters; Troxler & Concrete Tester if Laborer is Utilized

PAIN0032-002 09/01/2020

BALLARD COUNTY

	Rates	Fringes
Painters:		
Bridges.....	\$ 35.01	17.93
All Other Work.....	\$ 32.71	17.93
Spray, Blast, Steam, High & Hazardous (Including Lead Abatement) and All Epoxy - \$1.00 Premium		

PAIN0118-003 06/01/2014

EDMONSON COUNTY:

	Rates	Fringes
Painters:		
Brush & Roller.....	\$ 18.50	11.97
Spray, Sandblast, Power Tools, Waterblast & Steam Cleaning.....	\$ 19.50	11.97

PAIN0156-006 04/01/2015

DAVISS, HANCOCK, HENDERSON, MCLEAN, OHIO, UNION & WEBSTER COUNTIES

	Rates	Fringes
Painters:		
BRIDGES		
GROUP 1.....	\$ 27.60	12.85
GROUP 2.....	\$ 27.85	12.85
GROUP 3.....	\$ 28.60	12.85
GROUP 4.....	\$ 29.60	12.85
ALL OTHER WORK:		
GROUP 1.....	\$ 26.45	12.85
GROUP 2.....	\$ 26.70	12.85
GROUP 3.....	\$ 27.45	12.85
GROUP 4.....	\$ 28.45	12.85

PAINTER CLASSIFICATIONS

GROUP 1 - Brush & Roller

GROUP 2 - Plasterers

GROUP 3 - Spray; Sandblast; Power Tools; Waterblast;
Steamcleaning; Brush & Roller of Mastics, Creosotes, Kwinch
Koate & Coal Tar Epoxy

GROUP 4 - Spray of Mastics, Creosotes, Kwinch Koate & Coal
Tar Epoxy

PAIN0500-002 06/01/2020

CALDWELL, CALLOWAY, CARLISLE, CHRISTIAN, CRITTENDEN, FULTON,
GRAVES, HICKMAN, HOPKINS, LIVINGSTON, LYON, MARSHALL, MCCRACKEN
& TRIGG COUNTIES:

	Rates	Fringes
Painters:		
Bridges.....	\$ 27.75	15.10
All Other Work.....	\$ 21.50	15.10

Waterblasting units with 3500 PSI and above - \$.50 premium
Spraypainting and all abrasive blasting - \$1.00 premium
Work 40 ft. and above ground level - \$1.00 premium

PLUM0184-002 07/01/2018

BALLARD, CALDWELL, CALLOWAY, CARLISLE, CHRISTIAN, CRITTENDEN,
FULTON, GRAVES, HICKMAN, LIVINGSTON, LYON, MARSHALL, MCCRACKEN
and TRIGG COUNTIES

	Rates	Fringes
Plumber; Steamfitter.....	\$ 35.06	18.18

PLUM0502-004 08/01/2020

ALLEN, BUTLER, EDMONSON, SIMPSON & WARREN

	Rates	Fringes
Plumber; Steamfitter.....	\$ 36.92	20.78

PLUM0633-002 07/01/2020

DAVIESS, HANCOCK, HENDERSON, HOPKINS, LOGAN, MCLEAN,
MUHLENBERG, OHIO, TODD, UNION & WEBSTER COUNTIES:

	Rates	Fringes
PLUMBER/PIPEFITTER.....	\$ 32.17	19.30

TEAM0089-003 04/01/2020

ALLEN, BUTLER, EDMONSON, LOGAN, SIMPSON & WARREN COUNTIES

	Rates	Fringes
Truck drivers:		
Zone 1:		
Group 1.....	\$ 20.82	23.49
Group 2.....	\$ 21.00	23.49

MARSHALL - BALLARD COUNTIES
121GR210016 - STP BRZ

beta.SAM.gov | Search

Group 3.....	\$ 21.08	23.49
Group 4.....	\$ 21.10	23.49

GROUP 1 - Greaser; Tire Changer

GROUP 2 - Truck Mechanic; Single Axle Dump; Flat Bed; All Terrain Vehicles when used to haul materials; Semi Trailer or Pole Trailer when used to pull building materials and equipment; Tandem Axle Dump; Driver of Distributors

GROUP 3 - Mixer All Types

GROUP 4 - Winch and A-Frame when used in transporting materials; Ross Carrier; Fork Lift when used to transport building materials; Driver on Pavement Breaker; Euclid and Other Heavy Earth Moving Equipment; Low Boy; Articulator Cat; Five Axle Vehicle

TEAM0215-003 04/01/2020

DAVIESS, HANCOCK, HENDERSON, HOPKINS, MCLEAN, MUHLENBERG, OHIO
& WEBSTER COUNTIES

	Rates	Fringes
TRUCK DRIVER		
Group 1.....	\$ 22.45	23.49
Group 2.....	\$ 22.68	23.49
Group 3.....	\$ 22.75	23.49
Group 4.....	\$ 22.76	23.49

GROUP 1: Greaser, Tire Changer

GROUP 2: Truck Mechanic

GROUP 3: Single Axle Dump; Flat Bed; All Terrain Vehicle when used to haul materials; Semi Trailer or Pole Trailer when used to pull building materials and equipment; Tandem Axle Dump; Driver of Distributors; Mixer All Types

GROUP 4: Euclid and other heavy earth moving equipment; Low Boy; Articulator Cat; 5 Axle Vehicle; Winch and A- Frame when used in transporting materials; Ross Carrier; Fork Lift when used to transport building materials; Driver on Pavement Breaker

TEAM0236-001 04/01/2020

BALLARD, CALDWELL, CALLOWAY, CARLISLE, CHRISTIAN, CRITTENDEN, FULTON, GRAVES, HICKMAN, LIVINGSTON, LYON, MARSHALL, MCCracken,TODD & TRIGG COUNTIES

	Rates	Fringes
TRUCK DRIVER		
Group 1.....	\$ 20.82	23.49
Group 2.....	\$ 21.00	23.49
Group 3.....	\$ 21.00	23.49
Group 4.....	\$ 21.00	23.49
Group 5.....	\$ 21.08	23.49

GROUP 1: Greaser, Tire Changer

GROUP 2: Truck Mechanic

GROUP 3: Single Axle Dump; Flat Bed; All Terrain Vehicle when used to haul materials; Semi Trailer or Pole Trailer when used to pull building materials and equipment; Tandem Axle Dump; Drivers of Distributors

GROUP 4: Euclid and other heavy earth moving equipment; Low Boy; Articulator Cat; Five Axle Vehicle; Winch and A-Frame when used in transporting materials; Ross Carrier

GROUP 5: Mixer All Types

WELDERS - Receive rate prescribed for craft performing operation to which welding is incidental.

=====

Note: Executive Order (EO) 13706, Establishing Paid Sick Leave for Federal Contractors applies to all contracts subject to the Davis-Bacon Act for which the contract is awarded (and any solicitation was issued) on or after January 1, 2017. If this contract is covered by the EO, the contractor must provide employees with 1 hour of paid sick leave for every 30 hours they work, up to 56 hours of paid sick leave each year. Employees must be permitted to use paid sick leave for their own illness, injury or other health-related needs, including preventive care; to assist a family member (or person who is like family to the employee) who is ill, injured, or has other health-related needs, including preventive care; or for reasons resulting from, or to assist a family member (or person who is like family to the employee) who is a victim of, domestic violence, sexual assault, or stalking. Additional information on contractor requirements and worker protections under the EO is available at www.dol.gov/whd/govcontracts.

Unlisted classifications needed for work not included within the scope of the classifications listed may be added after award only as provided in the labor standards contract clauses (29CFR 5.5 (a) (1) (ii)).

The body of each wage determination lists the classification and wage rates that have been found to be prevailing for the cited type(s) of construction in the area covered by the wage determination. The classifications are listed in alphabetical order of ""identifiers"" that indicate whether the particular rate is a union rate (current union negotiated rate for local), a survey rate (weighted average rate) or a union average rate (weighted union average rate).

Union Rate Identifiers

A four letter classification abbreviation identifier enclosed in dotted lines beginning with characters other than ""SU"" or ""UAVG"" denotes that the union classification and rate were prevailing for that classification in the survey. Example: PLUM0198-005 07/01/2014. PLUM is an abbreviation identifier of

the union which prevailed in the survey for this classification, which in this example would be Plumbers. 0198 indicates the local union number or district council number where applicable, i.e., Plumbers Local 0198. The next number, 005 in the example, is an internal number used in processing the wage determination. 07/01/2014 is the effective date of the most current negotiated rate, which in this example is July 1, 2014.

Union prevailing wage rates are updated to reflect all rate changes in the collective bargaining agreement (CBA) governing this classification and rate.

Survey Rate Identifiers

Classifications listed under the ""SU"" identifier indicate that no one rate prevailed for this classification in the survey and the published rate is derived by computing a weighted average rate based on all the rates reported in the survey for that classification. As this weighted average rate includes all rates reported in the survey, it may include both union and non-union rates. Example: SULA2012-007 5/13/2014. SU indicates the rates are survey rates based on a weighted average calculation of rates and are not majority rates. LA indicates the State of Louisiana. 2012 is the year of survey on which these classifications and rates are based. The next number, 007 in the example, is an internal number used in producing the wage determination. 5/13/2014 indicates the survey completion date for the classifications and rates under that identifier.

Survey wage rates are not updated and remain in effect until a new survey is conducted.

Union Average Rate Identifiers

Classification(s) listed under the UAVG identifier indicate that no single majority rate prevailed for those classifications; however, 100% of the data reported for the classifications was union data. EXAMPLE: UAVG-OH-0010 08/29/2014. UAVG indicates that the rate is a weighted union average rate. OH indicates the state. The next number, 0010 in the example, is an internal number used in producing the wage determination. 08/29/2014 indicates the survey completion date for the classifications and rates under that identifier.

A UAVG rate will be updated once a year, usually in January of each year, to reflect a weighted average of the current negotiated/CBA rate of the union locals from which the rate is based.

WAGE DETERMINATION APPEALS PROCESS

1.) Has there been an initial decision in the matter? This can be:

- * an existing published wage determination
- * a survey underlying a wage determination
- * a Wage and Hour Division letter setting forth a position on a wage determination matter
- * a conformance (additional classification and rate) ruling

On survey related matters, initial contact, including requests for summaries of surveys, should be with the Wage and Hour Regional Office for the area in which the survey was conducted because those Regional Offices have responsibility for the Davis-Bacon survey program. If the response from this initial contact is not satisfactory, then the process described in 2.) and 3.) should be followed.

With regard to any other matter not yet ripe for the formal process described here, initial contact should be with the Branch of Construction Wage Determinations. Write to:

Branch of Construction Wage Determinations
Wage and Hour Division
U.S. Department of Labor
200 Constitution Avenue, N.W.
Washington, DC 20210

2.) If the answer to the question in 1.) is yes, then an interested party (those affected by the action) can request review and reconsideration from the Wage and Hour Administrator (See 29 CFR Part 1.8 and 29 CFR Part 7). Write to:

Wage and Hour Administrator
U.S. Department of Labor
200 Constitution Avenue, N.W.
Washington, DC 20210

The request should be accompanied by a full statement of the interested party's position and by any information (wage payment data, project description, area practice material, etc.) that the requestor considers relevant to the issue.

3.) If the decision of the Administrator is not favorable, an interested party may appeal directly to the Administrative Review Board (formerly the Wage Appeals Board). Write to:

Administrative Review Board
U.S. Department of Labor
200 Constitution Avenue, N.W.
Washington, DC 20210

4.) All decisions by the Administrative Review Board are final.

=====

END OF GENERAL DECISION"

Fringe benefit amounts are applicable for all hours worked except when otherwise noted.

No laborer, workman or mechanic shall be paid at a rate less than that of a Journeyman except those classified as bona fide apprentices.

Apprentices or trainees shall be permitted to work as such subject to Administrative Regulations adopted by the Commissioner of Workplace Standards. Copies of these regulations will be furnished upon request from any interested person.

Before using apprentices on the job the contractor shall present to the Contracting Officer written evidence of registration of such employees in a program of a State apprenticeship and training agency approved and recognized by the U. S. Bureau of Apprenticeship and Training. In the absence of such a State agency, the contractor shall submit evidence of approval and registration by the U. S. Bureau of Apprenticeship and Training.

The contractor shall submit to the Contracting Officer, written evidence of the established apprenticeship-journeyman ratios and wage rates in the project area, which will be the basis for establishing such ratios and rates for the project under the applicable contract provisions.

TO: EMPLOYERS/EMPLOYEES

PREVAILING WAGE SCHEDULE:

The wages indicated on this wage schedule are the least permitted to be paid for the occupations indicated. When an employee works in more than one classification, the employer must record the number of hours worked in each classification at the prescribed hourly base rate.

OVERTIME:

Overtime is to be paid to an employee at a rate not less than one and one-half times the basic rate of pay for all hours worked in excess of forty (40) hours in such workweek. Wage violations or questions should be directed to the designated Engineer or the undersigned.

Director
Division of Construction Procurement
Frankfort, Kentucky 40622
502-564-3500

**NOTICE OF REQUIREMENT FOR AFFIRMATIVE ACTION
TO ENSURE EQUAL EMPLOYMENT OPPORTUNITY
(Executive Order 11246)**

1. The Offeror's or Bidder's attention is called to the "Equal Opportunity Clause" and the "Standard Federal Equal Employment Specifications" set forth herein.
2. The goals and timetables for minority and female participation, expressed in percentage terms for the Contractor's aggregate work force in each trade on all construction work in the covered area, are as follows:

GOALS FOR MINORITY PARTICIPATION IN EACH TRADE	GOALS FOR FEMALE PARTICIPATION IN EACH TRADE
5.2%	6.9%

These goals are applicable to all the Contractor's construction work (whether or not it is Federal or federally-assisted) performed in the covered area. If the contractor performs construction work in a geographical area located outside of the covered area, it shall apply the goals established for such geographical area where the work is actually performed. With regard to this second area, the contractor also is subject to the goals for both its federally involved and non-federally involved construction.

The Contractor's compliance with the Executive Order and the regulations in CFR Part 60-4 shall be based on its implementation of the Equal Opportunity Clause, specific affirmative action obligations required by the specifications set forth in 41 CFR 60-4, 3(a), and its efforts to meet the goals. The hours of minority and female employment and training must be substantially uniform throughout the length of the contract, and in each trade, and the contractor shall make a good faith effort to employ minorities and women evenly on each of its projects. The transfer of minority or female employees or trainees from Contractor to Contractor or from project to project for the sole purpose of meeting the Contractor's goals shall be a violation of the contract, the Executive Order and the regulations in 41 CFR Part 60-4. Compliance with the goals will be measured against the total work hours performed.

3. The Contractor shall provide written notification to the Director of the Office of Federal Contract Compliance Programs within ten (10) working days of award of any construction subcontract in excess of \$10,000.00 at any tier for construction work under the contract resulting from this solicitation. The notification shall list the name, address and telephone number of the subcontractor; employer identification number of the subcontractor; estimated dollar amount of the subcontract; estimated starting and completion dates of the subcontract; and the geographical area in which the subcontract is to be performed. The notification shall be mailed to:

**Evelyn Teague, Regional Director
Office of Federal Contract Compliance Programs
61 Forsyth Street, SW, Suite 7B75
Atlanta, Georgia 30303-8609**

4. As used in this Notice, and in the contract resulting from this solicitation, the "**covered area**" is Ballard County.

**NOTICE OF REQUIREMENT FOR AFFIRMATIVE ACTION
TO ENSURE EQUAL EMPLOYMENT OPPORTUNITY
(Executive Order 11246)**

1. The Offeror's or Bidder's attention is called to the "Equal Opportunity Clause" and the "Standard Federal Equal Employment Specifications" set forth herein.
2. The goals and timetables for minority and female participation, expressed in percentage terms for the Contractor's aggregate work force in each trade on all construction work in the covered area, are as follows:

GOALS FOR MINORITY PARTICIPATION IN EACH TRADE	GOALS FOR FEMALE PARTICIPATION IN EACH TRADE
5.2%	6.9%

These goals are applicable to all the Contractor's construction work (whether or not it is Federal or federally-assisted) performed in the covered area. If the contractor performs construction work in a geographical area located outside of the covered area, it shall apply the goals established for such geographical area where the work is actually performed. With regard to this second area, the contractor also is subject to the goals for both its federally involved and non-federally involved construction.

The Contractor's compliance with the Executive Order and the regulations in CFR Part 60-4 shall be based on its implementation of the Equal Opportunity Clause, specific affirmative action obligations required by the specifications set forth in 41 CFR 60-4, 3(a), and its efforts to meet the goals. The hours of minority and female employment and training must be substantially uniform throughout the length of the contract, and in each trade, and the contractor shall make a good faith effort to employ minorities and women evenly on each of its projects. The transfer of minority or female employees or trainees from Contractor to Contractor or from project to project for the sole purpose of meeting the Contractor's goals shall be a violation of the contract, the Executive Order and the regulations in 41 CFR Part 60-4. Compliance with the goals will be measured against the total work hours performed.

3. The Contractor shall provide written notification to the Director of the Office of Federal Contract Compliance Programs within ten (10) working days of award of any construction subcontract in excess of \$10,000.00 at any tier for construction work under the contract resulting from this solicitation. The notification shall list the name, address and telephone number of the subcontractor; employer identification number of the subcontractor; estimated dollar amount of the subcontract; estimated starting and completion dates of the subcontract; and the geographical area in which the subcontract is to be performed. The notification shall be mailed to:

**Evelyn Teague, Regional Director
Office of Federal Contract Compliance Programs
61 Forsyth Street, SW, Suite 7B75
Atlanta, Georgia 30303-8609**

4. As used in this Notice, and in the contract resulting from this solicitation, the "**covered area**" is Marshall County.

PART IV

INSURANCE

Refer to
Kentucky Standard Specifications for Road and Bridge Construction,
current edition

PART V

BID ITEMS

Section: 0001 - BRIDGE - 004B00055N

LINE	BID CODE	ALT	DESCRIPTION	QUANTITY	UNIT	UNIT PRIC	FP	AMOUNT
0010	01987		DELINEATOR FOR GUARDRAIL BI DIRECTIONAL WHITE	4.00	EACH		\$	
0020	02223		GRANULAR EMBANKMENT	203.00	CUYD		\$	
0030	02351		GUARDRAIL-STEEL W BEAM-S FACE	162.50	LF		\$	
0040	02371		GUARDRAIL END TREATMENT TYPE 7	4.00	EACH		\$	
0050	02399		EXTRA LENGTH GUARDRAIL POST	42.00	EACH		\$	
0060	02545		CLEARING AND GRUBBING less than 1 acre	1.00	LS		\$	
0070	02650		MAINTAIN & CONTROL TRAFFIC	1.00	LS		\$	
0080	02671		PORTABLE CHANGEABLE MESSAGE SIGN	2.00	EACH		\$	
0090	02726		STAKING	1.00	LS		\$	
0100	02731		REMOVE STRUCTURE	1.00	LS		\$	
0110	03299		ARMORED EDGE FOR CONCRETE	47.00	LF		\$	
0120	03304		BRIDGE OVERLAY APPROACH PAVEMENT	340.00	SQYD		\$	
0130	08003		FOUNDATION PREPARATION	1.00	LS		\$	
0140	08019		CYCLOPEAN STONE RIP RAP	350.00	TON		\$	
0150	08033		TEST PILES	40.00	LF		\$	
0160	08046		PILES-STEEL HP12X53	1,600.00	LF		\$	
0170	08094		PILE POINTS-12 IN	40.00	EACH		\$	
0180	08100		CONCRETE-CLASS A	231.00	CUYD		\$	
0190	08104		CONCRETE-CLASS AA	16.00	CUYD		\$	
0200	08151		STEEL REINFORCEMENT-EPOXY COATED	18,490.00	LB		\$	
0210	08663		PRECAST PC BOX BEAM CB21-48	250.00	LF		\$	
0220	16000		G DIRECTIONAL BORE	140.00	LF		\$	
0230	16025		G PIPE STEEL 04 INCH	155.00	LF		\$	
0240	16079		G TIE-IN STEEL 04 INCH	2.00	EACH		\$	
0250	20194ED		REMOVE & RESET TRAFFIC SIGN	1.00	EACH		\$	
0260	21373ND		REMOVE SIGN	2.00	EACH		\$	
0270	21415ND		EROSION CONTROL	1.00	LS		\$	
0280	21476ED		SNOW FENCE	750.00	LF		\$	
0290	23378EC		CONCRETE SEALING	3,200.00	SQFT		\$	
0300	25017ED		RAIL SYSTEM SIDE MOUNTED MGS	100.00	LF		\$	

Section: 0002 - BRIDGE - 079B00029N

LINE	BID CODE	ALT	DESCRIPTION	QUANTITY	UNIT	UNIT PRIC	FP	AMOUNT
0310	01987		DELINEATOR FOR GUARDRAIL BI DIRECTIONAL WHITE	24.00	EACH		\$	
0320	02223		GRANULAR EMBANKMENT	28.00	CUYD		\$	
0330	02399		EXTRA LENGTH GUARDRAIL POST	32.00	EACH		\$	
0340	02671		PORTABLE CHANGEABLE MESSAGE SIGN	4.00	EACH		\$	
0350	02726		STAKING	1.00	LS		\$	
0360	03299		ARMORED EDGE FOR CONCRETE	48.00	LF		\$	
0370	03304		BRIDGE OVERLAY APPROACH PAVEMENT	114.40	SQYD		\$	
0380	08003		FOUNDATION PREPARATION	1.00	LS		\$	
0390	08019		CYCLOPEAN STONE RIP RAP	157.00	TON		\$	
0400	08100		CONCRETE-CLASS A	5.90	CUYD		\$	

Report Date 2/22/21

LINE	BID CODE	ALT	DESCRIPTION	QUANTITY	UNIT	UNIT PRIC	FP	AMOUNT
0410	08104		CONCRETE-CLASS AA	17.30	CUYD		\$	
0420	08151		STEEL REINFORCEMENT-EPOXY COATED	2,839.00	LB		\$	
0430	08301		REMOVE SUPERSTRUCTURE	1.00	LS		\$	
0440	08662		PRECAST PC BOX BEAM CB17-48	255.00	LF		\$	
0450	21415ND		EROSION CONTROL	1.00	LS		\$	
0460	21741NC		MAINTAIN & CONTROL TRAFFIC	1.00	EACH		\$	
0470	22146EN		CONCRETE PATCHING REPAIR	85.00	SQFT		\$	
0480	23378EC		CONCRETE SEALING	2,040.00	SQFT		\$	
0490	24982EC		CONCRETE COATING For estimated 380 S.F.	1.00	LS		\$	
0500	25028ED		RAIL SYSTEM SINGLE SLOPE - 40 IN	85.00	LF		\$	
0510	25078ED		THRIE BEAM GUARDRAIL TRANSITION TL-3	4.00	EACH		\$	

Section: 0003 - DEMOBILIZATION &/OR MOBILIZATION

LINE	BID CODE	ALT	DESCRIPTION	QUANTITY	UNIT	UNIT PRIC	FP	AMOUNT
0520	02569		DEMOBILIZATION	1.00	LS		\$	